



OPEN THE FUTURE

ARCHITECTURAL DOOR AND
WINDOW HANDLES

INDICE

INDEX



INTRODUZIONE <i>INTRODUCTION</i>	8
MANIGLIE <i>HANDLES</i>	34
MANIGLIONI <i>PULL HANDLES</i>	278
BATTENTI <i>DOOR KNOCKERS</i>	334
POMOLI <i>KNOBS</i>	352
MANIGLIE PER PORTE SCORREVOLI <i>SLIDING DOOR</i>	404
MANIGLIONI ALZANTI <i>PULL HANDLES FOR SLIDING DOOR</i>	514
SICUREZZA <i>SAFETY</i>	548
COMPLEMENTI <i>COMPLEMENTS</i>	578
INFO TECNICHE <i>TECHNICAL INFO</i>	668
FINITURE <i>FINISHES</i>	714
ESPOSITORI <i>DISPLAY</i>	724

MANIGLIE PER PORTE E FINESTRE

Handles for door and window

- **Linea Quadra** *Square Line* 42
- **Linea Tonda** *Round Line* 114
- **Linea Classic/Vintage** *Classic/Vintage Line* 218
- **Linea Porcellana** *Porcelain Line* 266



MANIGLIONI PER PORTE D'ENTRATA

Pull handles for entrance door

- **Linea Quadra** *Square Line* 284
- **Linea Tonda** *Round Line* 300
- **Linea Vintage** *Vintage Line* 326



BATTENTI PER PORTE D'ENTRATA

Knocker for entrance door

- **Linea Quadra** *Square Line* 350
- **Linea Tonda** *Round Line* 340
- **Linea Vintage** *Vintage Line* 347



POMOLI FISSI E GIREVOLI

Fixed knob and door knob sets

- **Linea Quadra** *Square Line* 358
- **Linea Tonda** *Round Line* 366
- **Linea Vintage** *Vintage Line* 394



IND
TEMA
THEM
IND



MANIGLIE E KIT PER PORTE SCORREVOLI

Handles and kit for sliding doors

• Linea Quadra <i>Square Line</i>	414
• Linea Rettangolare <i>Rectangular Line</i>	434
• Linea Tonda <i>Round Line</i>	448
• Linea Ovale <i>Oval Line</i>	484
• Accessori <i>Accessories</i>	498



MANIGLIONI ALZANTI PER PORTE SCORREVOLI

Pull handles for sliding doors

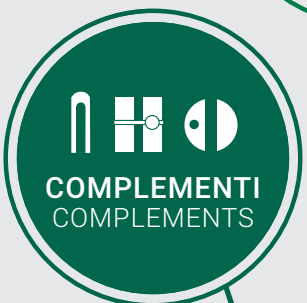
• Linea Quadra <i>Square Line</i>	520
• Linea Tonda <i>Round Line</i>	534
• Linea Vintage <i>Vintage Line</i>	544



PRODOTTI PER SICUREZZA E PORTE BLINDATE

Safety and armoured doors

• Bocchette <i>Safety escutcheons</i>	554
• Mezze maniglie <i>Half lever handle</i>	565
• Mostrine <i>Safety doors escutcheons</i>	566
• Nottolini <i>Small knobs</i>	567
• Placche <i>Plates</i>	569
• Pomoli <i>Knobs</i>	570
• Rosette <i>Roses</i>	572
• Segretini <i>Small handle</i>	573



COMPLEMENTI *Assorted accessories*

PER PORTE *FOR DOORS*

• Bocchette 586	<i>Escutcheons</i>
• Bucalettere 604	<i>Letterplates</i>
• Campanelli 604	<i>Door bells push</i>
• Catenacci 605	<i>Door bolts</i>
• Cerniere 608	<i>Door hinges</i>
• Coprianuba 610	<i>Cover Anuba hinges</i>
• Fermaporte 612	<i>Doorstops</i>
• Ganci 615	<i>Hooks</i>
• Placche 616	<i>Plate</i>
• Spioncini 617	<i>Door viewers</i>
• Nottolini wc 618	<i>WC sets</i>

PER FINESTRE *FOR WINDOWS*

• Crem. aste esterne 630	<i>Espagnol. Cremona Bolts</i>
• Dk con chiave 634	<i>Window handles with key</i>
• MK impugn.maniglione.. 636	<i>Pair window handles</i>
• Fermapersiane 637	<i>Stop shutters</i>
• Maniglie DK 639	<i>Window handles</i>
• Passanti 640	<i>Center bolt saddles</i>
• Tavellini 641	<i>Hollow Tiles</i>
• Rosette 644	<i>Rosettes</i>

D'ARREDO *ASSORTED ACCESS.*

• Catenacci per mobili 650	<i>Furniture bolts</i>
• Copriavvolgibili 651	<i>Roller blind covers</i>
• Ganci 653	<i>Hooks</i>
• Manettine 655	<i>Furniture handles</i>
• Numeri 656	<i>Numerals</i>
• Pinze-Cricchetti 657	<i>Door stop pliers</i>
• Pomolini 660	<i>Furniture knobs</i>
• Portabiti 662	<i>Coat hoks</i>
• Supporti 663	<i>Handrail supports</i>
• Targhette 666	<i>Name plates</i>

LAYOUT CATALOGO

CATALOGUE LAYOUT

**NOME
PRODOTTO**
PRODUCT
NAME

**CODICE
PRODOTTO**
PRODUCT
CODE

**NOME
DESIGNER**
DESIGNER
NAME

Q-Arte 124 / Q86

DESIGN STUDIO REGUITTI

Q-ARTE è una linea dal design contemporaneo e minimalista in cui geometria ed essenzialità trovano massima espressione in ambienti sobri e moderni. Una superficie netta interpreta il rigore formale delle tendenze stilistiche più attuali.

Q-ARTE collection is characterized by contemporary and minimalistic design: its geometric and coherent lines are enhanced by modern and plain environments. A clear outer layer expresses the formal accuracy typical of the stylistic current trends.

Finiture Finishes



ZSC
Satinato Cromato
Satin Chrome



OC
Cromato*
Chrome*



SNV
Satinato nichelato verniciato
Satin nickel plated varnished



SNVO
Satin, nichelato vern. opaco
Matt Satin nickel plated varn.



BGO
Bronzato graff. opaco
Matt scratched bronze



NR
Nero opaco RAL 9005
Matt black RAL 9005



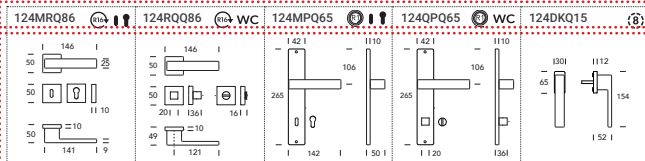

BN
Bianco opaco RAL 9016
Matt white RAL 9016



PSB
PVD Satin Black*
PVD Satin Black*



Coordinated Design



REGUITTI

70

**DESCRIZIONE
PRODOTTO**
PRODUCT
DESCRIPTION

**FINITURE
DISPONIBILI**
AVAILABLE FINISHES

**PRODOTTI
COORDINATI**
COORDINATED
PRODUCTS

CODICI PRODOTTO
PRODUCT CODES

DISEGNI TECNICI
TECHNICAL
DRAWINGS

LEGENDA SIMBOLI
SYMBOLS LEGEND

NOTE PRODOTTO
PRODUCT NOTES

IMMAGINE
 PRODOTTO
 PRODUCT IMAGE

NOME
 CAPITOLO
 CHAPTER NAME

STILE
 PRODOTTO
 PRODUCT STYLES


PRODOTTI
 COORDINATI
 COORDINATED
 PRODUCTS

CODICI PRODOTTO
 PRODUCT CODES

DISEGNI TECNICI
 TECHNICAL
 DRAWINGS

LEGENDA SIMBOLI
 SYMBOLS LEGEND

NOTE PRODOTTO
 PRODUCT NOTES



MANIGLIE
 HANDLES

MODERN
 STYLES



124DKQ75	124DKC71	124SEQ90 124SGQ90

WC Nottolino bagno Bathroom turn	8 Scatti 8 Positions	SECURBLOCK	SECURKEY
-------------------------------------	-------------------------	------------	----------

71

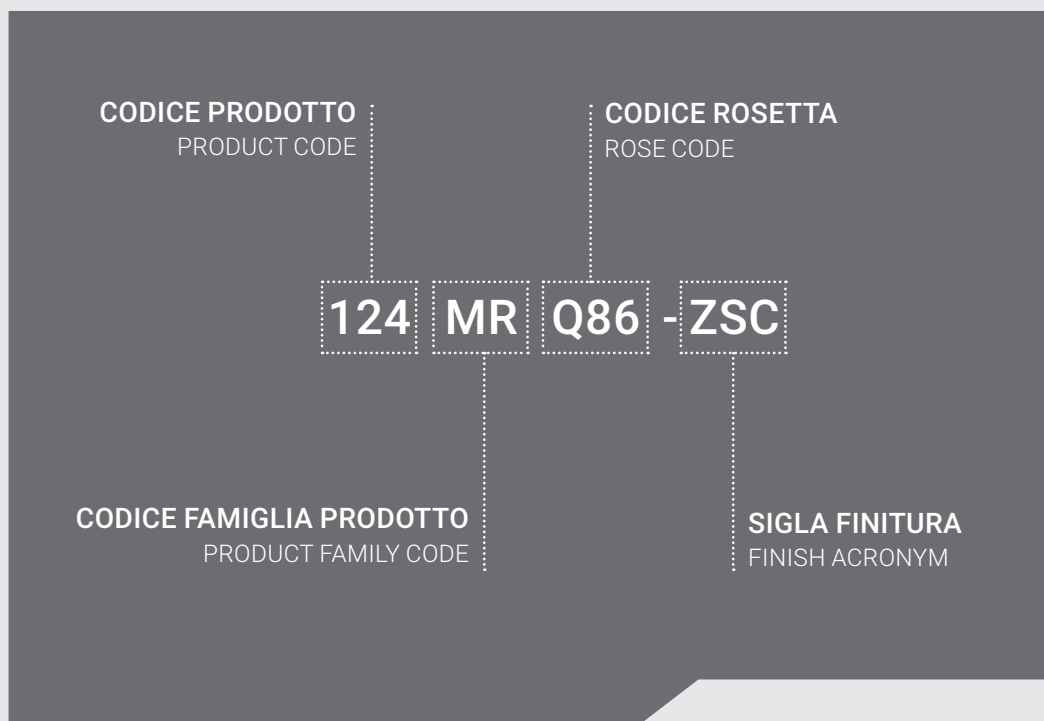


CODICE ESEMPIO

EXAMPLE ARTICLE CODE







Dalla composizione del codice parlante si possono individuare direttamente alcune delle caratteristiche del prodotto Reguitti. Nei primi tre campi viene identificato il codice del prodotto, nei due campi successivi la famiglia del prodotto, nei tre a seguire il codice della rosetta, mentre gli ultimi campi vengono utilizzati per la sigla/codice della finitura.

The composition of the code reflects the main specifications of the Reguitti product. In the first three fields the product code is identified, the next two fields are assigned to the product family, in the next three is indicated the rose type, while the last fields are reserved for the finish code.







SIMBOLI SYMBOLS


Linee di prodotto Product line

-  **Linea quadra**
Square line
-  **Linea tonda**
Round line
-  **Linea classica/vintage**
Classic/Vintage line
-  **Linea porcellana**
Porcelain line
-  **Linea rettangolare**
Rectangular line
-  **Linea ovale**
Oval line

Info prodotto Product info

-  **Nuovo prodotto**
New product
-  **Prodotto per porte bagno**
Bathroom turn
Info pag. 684
-  **Impugnatura Allungata**
Increased size
-  **Impugnatura ribassata**
Reduced size
-  **Misura ferro quadrato**
Square iron




Rosette Roses

-  **Rosetta FLAT 1 mm**
FLAT Rose 1 mm
Info pag. 681
-  **Rosetta MINIMAL 2 mm**
MINIMAL Rose 2 mm
Info pag. 672
-  **Rosetta SLIM 5 mm**
SLIM Rose 5 mm
Info pag. 680
-  **Rosetta MINIMAL con molla**
MINIMAL Rose with spring

Sistemi di montaggio Application system

-  **Sistema di montaggio**
Montage system
-  **R16 System**
Info pag. 19 - 670
-  **R1 System**
Info pag. 671
-  **RPM System**
Info pag. 671
-  **Sistema Montaggio Garantito**
Guaranteed Assembly System
Info pag. 671
-  **Foratura porta**
Door drilling





Inserti Inserts

-  **Crystals from Swarovski®**
-  **Inserto in legno**
Wood Insert
-  **Inserto in ABS**
ABS Insert



Fori prodotto Holes product

-  **Foro Chiave**
Keyhole
-  **Foro Chiave**
Keyhole
-  **Foro Yale**
Euro profile cylinder

Prodotti per finestre Windows products

-  **8 Scatti**
8 POSITIONS
Info pag. 706
-  **Securblock**
Info pag. 702
-  **Securkey**
Info pag. 704
-  **Ferro autoregolante**
Self adjusting
Info pag. 700

Info finiture Finishes info

-  **PVD finitura**
PVD Ultra finish
Info pag. 716
-  **Finitura nero soft touch**
Black soft touch finish
-  **Colori personalizzabili**
Customisable color
-  **Antigerm™**
Trattamento antibatterico
Antibacterial treatment
Info pag. 28

Materiali Materials

-  **Ottone**
Brass
-  **Alluminio anodizzato**
Anodized aluminium
-  **TeknoMetal**
TeknoMetal

SCHLEGELGIESSE GROUP



CREIAMO SOLUZIONI AD ALTO CONTENUTO DI FUTURO

OUR SOLUTIONS SHAPE THE FUTURE

Partnership. Performance. Qualità. Innovazione. Design.

Partnership. Performance. Quality. Innovation. Design.

Da questi valori ha origine la nostra identità, il nostro modo di generare idee.

La capacità di progettare, produrre e portare nel mondo un'avanguardia di soluzioni che hanno un unico obiettivo comune: offrire valore aggiunto ai nostri clienti nel settore dei serramenti.

These are the values upon which we base our identity and our way of generating ideas.

The ability to design, manufacture and implement cutting-edge solutions while sharing a common goal: ensure our clients added value in the field of doors, windows and curtain walls.



LAVORO DI SQUADRA

TEAMWORK



MIGLIORAMENTO CONTINUO

CONTINUOUS IMPROVEMENT



TRASPARENZA

OPENNESS



RESPONSABILITÀ

RESPONSIBILITY



PASSIONE

PASSION



INNOVAZIONE

INNOVATION

REGUITTI

IL MONDO SCHLEGELGIESSE DELLE MANIGLIE

SCHLEGELGIESSE AND THE WORLD OF HANDLES

Grazie alla relazione diretta con i propri clienti e al continuo scambio di know-how con i rivenditori, il product brand REGUITTI ha saputo sviluppare uno tra i più vasti e completi cataloghi del settore in cui sono presenti più di 90 diversi modelli di maniglie per oltre 1.800 prodotti offerti.

L'intera produzione made in Italy è realizzata in materiali quali Ottone, Alluminio, Zama, Porcellana e comprende maniglie e accessori per porte interne e finestre, porte d'entrata, porte scorrevoli e porte d'hotel suddivise in gamme che rispondono alle molteplici esigenze tecniche e di stile del consumatore.

Thanks to a direct relationship with its customers and the continuous exchange of know-how with retailers, REGUITTI has developed one of the biggest and most complete catalogues in which there are more than 90 different handles models.

The whole production made in Italy is made of materials such as brass, aluminum, zamak, porcelain and includes handles and accessories for doors and windows, entrance doors, sliding doors and hotel doors divided into ranges that meet the different technical and stylistic needs of the consumer.



Made in Italy



92

MODELLI DI MANIGLIE
HANDLE MODELS

1.895

PRODOTTI A CATALOGO
CATALOG PRODUCTS

85

FINITURE
FINISHES



Design
Design



Qualità
Quality



Ampia gamma prodotti
Wide range of products



Ampia gamma finiture
Big assortment Of finishes



Personalizzazione
Customization



Certificati internazionali
International Certifications



Supporto cliente
Customer support



Flessibilità e servizio di consegna
Flexibility and delivery service



DESIGN

Rispettare un'idea armonica del mondo: è questo il principio con cui progettiamo il design dei nostri accessori.

Una spinta costante verso il nuovo e il non convenzionale, un punto di vista che mette insieme funzionalità e valore estetico, in linea con i più attuali trend di mercato.

The principle we follow when we design our accessories is to respect the harmony of the world.

This constant drive towards the new and the unconventional is a point of view that puts functionality and aesthetics together, in line with the latest market trends.





Made in Italy

I NOSTRI PROGETTISTI: OUR DESIGNERS




DESIGN
MADE IN ITALY

 *Designer*
Sergio Baronchelli

 *Designer*
GGA Gardini Gibertini Architetti

 *Designer*
Alves Paolo Scarpellini

 *Design*
Studio Reguitti



QUALITÀ: QUALITY



Sistema di qualità in conformità alla norma
Quality system of conformity with

ISO 9001-2015

- **Per far conoscere all'esterno l'efficacia del nostro sistema di gestione**

To inform our customer about the effectiveness of REGUITTI management system

- **Per un sistema integrato qualità/sicurezza**

For a quality and safety integrated system

- **Per un continuo stimolo al miglioramento**

For a continuous encourage to improve

- **Per monitorare la qualità dei servizi rivolti alla clientela**

For a continuous control of the quality and customer's services

Qualità dei rivestimenti superficiali
Quality of surface coatings



Prova di corrosione
secondo la norma NSS:

Corrosion test according to NSS:

UNI EN ISO 9227:2017



Prova di adesione
secondo la norma:

Proof of adhesion by grid according to:

UNI EN ISO 2409:2013



Classificazione
secondo la norma:

Classification according to:

UNI EN 1670:2007



Processi
di gestione
della **qualità**
*Quality
management
processes*

MATERIALI

MATERIALS



OTTONE.

La lega Ottone (composta principalmente da Rame e Zinco) è un materiale duttile, malleabile e ha una buona resistenza alla corrosione, fonde a più di 900°. Reguitti utilizza pani di ottone pressafinato norma UNI EN 1982 ENCB753S. Barra ottone a norma UNI EN12165 CW617N secondo il ciclo produttivo standardizzato.

TEKNOMETAL.

La lega Zama (composta principalmente da Zinco, Alluminio e Magnesio) è particolarmente adatta alla pressofusione fonde a più di 400°. Reguitti utilizza lega di Zama primaria di tipo 410EN1774.

ALLUMINIO.

La composizione chimica e i parametri di alluminio estruso sono formulati per consentire la realizzazione di profili con sezione di media complessità, associati ad una accettabile resistenza alla corrosione. Reguitti utilizza estrusi in lega di Alluminio di tipo EN AW-6082.

BRASS.


The brass alloy (composed mainly of copper and zinc) is a ductile material, malleable and has a good corrosion resistance, melts at over 900 °. The brass we use is: brass ingots according to UNI EN ENCB753S 1982-2008. Brass bar UNI EN12165 CW617N.

TEKNOMETAL.


Zamak alloy (composed mainly of zinc, aluminum and magnesium) is particularly suitable to casting, and it melts at over 400°. The Zamak alloy we are using is the EN 410 1774 type.

ALUMINIUM.

The chemical composition and parameters of extruded aluminium are designed to allow the production of medium-complexity profiles featuring good resistance to corrosion. Reguitti employs extruded aluminium type EN AW-6082.



BRASS.



TEKNOMETAL.



ALUMINIUM.



CERTIFICAZIONI DI PRODOTTO

PRODUCT CERTIFICATIONS



Certification EN 1906

Ai fini della standardizzazione europea è stata introdotta la norma DIN EN1906 che stabilisce requisiti e metodi di prova per maniglie e pomoli. La norma DIN EN1906 definisce solo i parametri di prestazione (le dimensioni delle guarniture non sono state prese in considerazione). Inoltre introduce un sistema di classificazione con un codice che permette di confrontare i vari prodotti.

Per il sistema R1 Reguitti ha ottenuto il GRADO 4 della categoria di utilizzo, che denota massima qualità e resistenza.

Per il sistema R16 Reguitti ha ottenuto il GRADO 3 della categoria di utilizzo, che denota ottima qualità e resistenza.

For the purposes of European standardisation the DIN EN1906 has been introduced to specify requirements and test methods for door handles and door knobs. The DIN EN1906 defines only performance parameters (hardware dimensions have not been taken into account). It introduces a classification code system, allowing products to be compared.

Reguitti obtained for the system R1 the GRADE 4 of the category of use that indicates best quality and resistance.

Reguitti obtained for the system R16 the GRADE 3 of the category of use that indicates excellent quality and resistance.

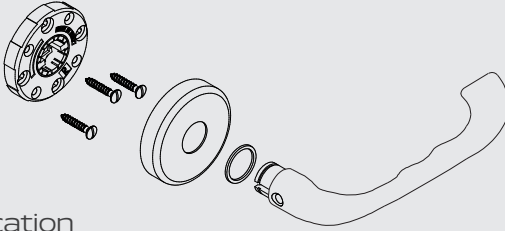
Certification EN 13126-3

Questa parte della EN 13126 stabilisce i requisiti e i metodi di prova per la durabilità, la forza, la sicurezza e la funzionalità di maniglie per finestre e porte finestre. La norma si applica a maniglie Dreh Kipp (DK) anta ribalta ed a battente.

This part of EN 13126 specifies the requirements and test procedures for durability, strength, security and functionality of Tilt and Turn and Turn-Only window handle door height windows. The technical specifications are valid for Dreh Kipp (DK).

R16

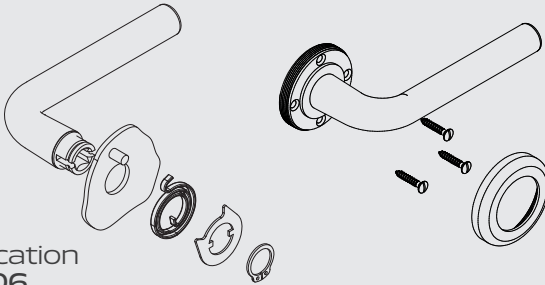
Maniglie per porte
Handles for doors



Certification
EN 1906

R1

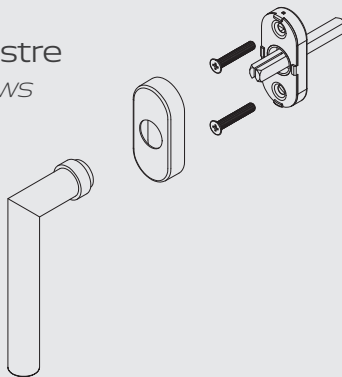
Maniglie per porte
Handles for doors



Certification
EN 1906

DK

Maniglie per finestre
Handles for windows



Certification
EN 13126-3

KNOW-HOW INTERNAZIONALE SUI SISTEMI DI MONTAGGIO

Grazie ad un Know-how internazionale sui sistemi di montaggio Reguitti dispone, oltre al sistema di montaggio standard europeo, sistemi di montaggio specifici dedicati ai mercati di riferimento: Nord America System, Scandinavia System, Germania System, Francia System e Australia System.



INTERNATIONAL KNOW-HOW ON MOUNTING SYSTEMS



Thanks to its international know-how, Regutti can offer in addition to the European standard, dedicated mounting systems: North American System, Scandinavian System, German System, French System and Australian System.

SCANDINAVIAN SYSTEM

GERMAN SYSTEM

AUSTRALIAN SYSTEM

PERSONALIZZAZIONE DEL PRODOTTO

CUSTOMIZED PRODUCT

La soddisfazione del cliente è molto importante per noi e il nostro impegno è concentrato per soddisfare le esigenze dei clienti. Ciò potrebbe includere la possibilità di creare un nuovo articolo in base alle esigenze del cliente.

In questo caso analizziamo la fattibilità e il suo costo per poi aprire un progetto. Ogni personalizzazione di un nuovo prodotto è

possibile grazie a ciò che consideriamo il valore più importante, cioè le risorse umane, che a loro volta possono utilizzare le più moderne attrezzature tecnologiche.

Grazie alla nostra flessibilità e capacità di lavorare insieme al nostro cliente, nel corso degli anni abbiamo realizzato diversi prodotti personalizzati che sono stati aggiunti alla nostra vasta gamma di articoli.





Customer satisfaction is very important for us and our effort is concentrated to satisfy customer needs. This could include the possibility to make a new item according to customer requirements.

In this case we open a project to study the feasibility and its cost. Each realization of a new item is possible thanks to what we consider the most important value, that is

human resources, which in turn can make use of the most modern technological equipment.

Thanks to our flexibility and capacity to work together with our customer, over the years we have realized several customized products that have been added to our wide range of articles.

LOGO PERSONALIZZATO

CUSTOM LOGO

Disponibile, a richiesta, la laserazione personalizzata del logo direttamente sul prodotto. (Quantità da definire con l'ufficio commerciale)

Thanks to laser technology, products can be marked with the customer's logo. (Available on request for quantities to be defined with the sales department)



APPLICAZIONE DEI PRODOTTI

APPLICATION OF PRODUCTS

Il product brand Reguitti presenta un'intera gamma di maniglie e accessori per ogni modello che vengono applicati su diversi materiali e in ambienti differenti della casa. (Porte ingresso, porte interne, porte WC, porte scorrevoli e finestre).

The Reguitti brand presents a whole range of handles and accessories for each model, which can be applied on different materials and in different areas of the house. (Entrance doors, interior doors, WC doors, sliding doors and windows).

MANIGLIE E ACCESSORI PER PORTE BLINDATE

SAFETY HANDLES AND
ACCESSORIES

MANIGLIE PER PORTE WC

WC DOOR HANDLES

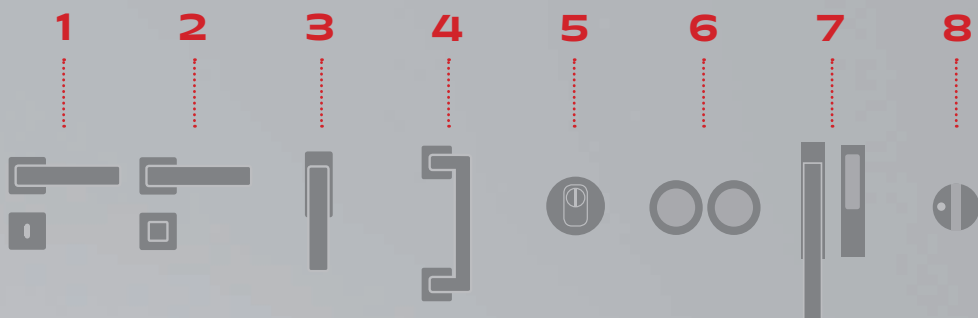


MANIGLIONI ALZANTI PER PORTE SCORREVOLI

PULL HANDLES FOR SLIDING DOORS

MANIGLIE PER FINESTRE

WINDOWS HANDLES



**MANIGLIE, MANIGLIONI E POMOLI
PER PORTE D'ENTRATA**

ENTRANCE DOOR PULL HANDLES
AND KNOBS

**MANIGLIE PER PORTE
SCORREVOLI**

HANDLES FOR SLIDING DOORS



MANIGLIE PER PORTE
DOOR HANDLES

COMPLEMENTI
ASSORTED ACCESSORIES

DIFFERENTI STILI

DIFFERENT STYLES

Lo stile è il punto di partenza nella scelta del prodotto. I modelli Reguitti sono in linea con le diverse richieste del mercato e soddisfano appieno le molteplici tendenze stilistiche di ambienti e arredi contemporanei, classici e vintage.

Style is the starting point in the choice of the product. Reguitti models match the different market demands and fully satisfy the many stylistic trends of contemporary, classic and vintage settings.



DESIGN COORDINATO

COORDINATED DESIGN

Maniglie per finestre
Handles for window



Maniglia con placca
Door handle on plate



Maniglie per profili stretti
Handles for narrow profiles



Maniglia WC
Toilet handle



Pomoli per porte
Knobs for door



Maniglia per porta
Door handle



Maniglie e kit per porte scorrevoli
Handles and kit for sliding doors



Maniglioni alzanti per porte scorrevoli
Pull handles for sliding doors



Maniglioni per porte d'ingresso
Pull handles for entrance door



ANTIGERM™

LA MANIGLIA CHE CI PROTEGGE

THE HANDLE THAT PROTECTS US



Le statistiche indicano tra le principali cause di malattia la contaminazione da contatto con batteri che vivono e si coltivano sulle superfici di contatto più comunemente utilizzate. Nelle cliniche, nelle scuole, negli asili, nei luoghi privati e pubblici in genere, le maniglie sono continuamente azionate da più persone e sulla loro superficie si depositano e si coltivano batteri che, in funzione del diverso grado di reazione del sistema immunitario che ogni soggetto umano possiede a diverso titolo, possono essere causa di stati di malattia più o meno gravi fino a provocare la morte nei soggetti più deboli. Sensibilità, responsabilità, prestigio: prevenire i batteri è una norma igienica di base, Antigerm™ è dimostrazione di responsabilità verso la salute pubblica e quella delle persone che toccano con mano una maniglia.

The statistics indicate among the most common causes of disease, the contamination with bacteria (more and more resistant to antibiotic treatment) that live and grow more commonly over the contact surfaces used by people. Clinics, schools, nurseries, private and public places in general, are the places where door handles are continuously activated by several people and on their surface bacteria and germs are settled and cultivated. According to the different reaction of the immune system of each human being, for various reasons, they may be the cause of serious illnesses that can lead to death in the weakest subjects; REGUITTI has invested in research and development recruiting specialized chemical staff, designating laboratories of research and exploring the panorama of antibacterial technologies to compare the different solutions found.



**ANTIGERM™ UCCIDE
PIÙ DEL 99,99% DEI GERMI**

COME FUNZIONA?

HOW DOES IT WORK?

Gli Ioni d'Argento vengono rilasciati lentamente dalla superficie Antigerm™ inibendo lo sviluppo dei batteri e provocandone la totale eliminazione (oltre il 99,99%)

DURATA

L'attività del trattamento Antigerm™ è permanente e per tutta la vita utile del prodotto, 24 ore su 24, 7 giorni su 7, senza bisogno di essere rigenerato. Anche in caso di scalfitura della superficie gli ioni d'argento possiedono capacità di influenza garantendo l'attività antibatterica come dimostrato dai test di laboratorio.

RESISTENZA DELLA SUPERFICIE

resistenza alla corrosione salina: oltre 1.000 ore (+ 66% rispetto a finitura Lucido Verniciato);
resistenza alla prova d'usura accelerata (sfregamento abrasivo*): oltre 4 volte la durata della finitura Lucida Verniciata senza trattamento Antigerm™.

The silver ions are slowly released from the Antigerm™ surface, inhibiting the growth of bacteria and causing almost their complete elimination (99.99%)

DURATION

The activity of Antigerm™ treatment is permanent, throughout the useful life of the product, 24 hours per day and 7 days a week, without needing to be regenerated. Even with enhanced scratches on the surface, the silver ions have the ability to continue their influence ensuring the antibacterial activity as demonstrated by laboratory tests.

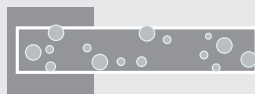
RESISTANCE OF SURFACE

Resistance to salt corrosion: over 1,000 hours (+ 66% compared with polished lacquered finish); proof of accelerated wear resistance (abrasive friction): more than 4 times the duration of polished lacquered finish without Antigerm™ treatment.*

1.

RILASCIO IONI D'ARGENTO

SILVER IONS RELEASE



2.

ELIMINAZIONE BATTERICA

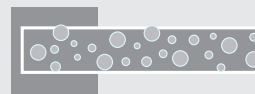
ELIMINATION BACTERIAL



3.

LE MANIGLIE ANTIGERM™ LAVORANO SEMPRE

THE ANTIGERM™ HANDLES ALWAYS WORK



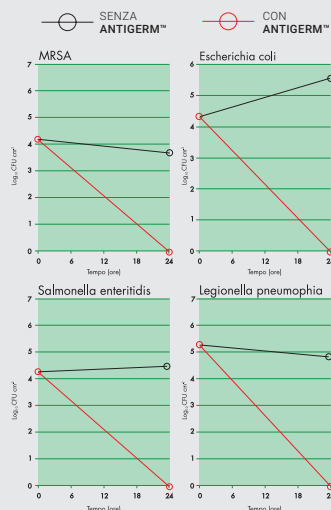
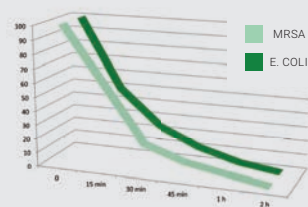
ANTIGERM™ KILLS MORE THAN 99,99% OF GERMS

LA PRIMA GAMMA DI MANIGLIE ANTIBATTERICHE CERTIFICATE

THE FIRST RANGE OF CERTIFIED ANTIBACTERIAL HANDLES

Antigerm™ è il primo trattamento antibatterico certificato di Reguitti a base di resina composta da ioni d'argento e vernice all'acqua (senza solventi chimici). Questo trattamento è stato certificato dai laboratori inglesi dell'autorevole IMSL Ltd secondo la normativa ISO 22196 (Determination of Antibacterial Activity).

Antigerm™ it is the REGUITTI exclusive antibacterial project, based on resin composed of silver ions and water based varnish (no presence of chemical solvents). The treatment has been certified from the British laboratories of the prestigious IMSL Ltd, in accordance with the regulations ISO 22196 (Determination of Antibacterial Activity).



CERTIFICAZIONE
CERTIFICATION

ISO 22196

ANTIGERM È SPECIALMENTE INDICATO PER:

ANTIGERM™ IS ESPECIALLY INDICATED FOR:

Ideale per situazioni dove l'igiene è un requisito fondamentale come ad esempio ospedali, cliniche, case di cura, asili nido, scuole materne, centri sportivi, ristoranti alberghi e laboratori.

It is the ideal treatment for applications where hygiene is a critical requirement, such as hospitals, clinics, nursing homes, kindergartens, sports centres, restaurants, hotels and laboratories.



LA NOSTRA SALUTE INIZIA DA CIÒ CHE TOCCHIAMO


OUR HEALTH BEGINS WHERE WE TOUCH

FINITURE A CATALOGO CON ANTIGERM™ DI SERIE

STANDARD FINISHES
WITH ANTIGERM™




AN
Antico
Antique Brass



BGO
Bronzato Graffiato Opaco
Matt scratched bronzed



NC
Nero California
Black California




AGV
Argento Vecchio
Old Silver



SNVO
Satinato nichelato verniciato opaco
Matt Satin nickel plated varnished

Il trattamento antibatterico Antiger™ è disponibile, a richiesta, su tutta la gamma degli articoli Reguitti a catalogo.



RX
Ruggine
Oxid Brass



GR
Grey Retrò
Grey Retrò

The ANTIGERM™ antibacterial treatment is available, on request, on the whole range of REGUITTI items.



In coerenza con la sua attenzione alla sicurezza, anche ISEO ha scelto di applicare AntiGerm™ sulla gamma di dispositivi antipanico e di emergenza.



In line with its attention to safety, also ISEO has decided to use AntiGerm™ on its range of panic and emergency exit devices.

REFERENZE

REFERENCE

Jakim Kuala Lumpur
MALESIA



Palace Montecasino
SOUTH AFRICA



Tallinn Parliament
ESTONIA



Victoria Terrassen
GERMANY



Britannia Hotel
NORWAY



Lapėnas House
LITHUANIA



I prodotti Reguitti sono stati selezionati per prestigiosi progetti in tutto il mondo, grazie alla varietà di stili e all'accurata attenzione alla qualità.

Reguitti products have been selected for prestigious projects all over the world, thanks to the variety of styles offered and the focus on quality.

Palace de São Bento - Parliament
PORTUGAL



570 Broome
NEW YORK



Steigenberger Hotel
ITALY



Courtyard-Mariott Hotel
THAILAND



Brescia Civil Hospital
ITALY



Training Center
"Giuseppe Zanardelli"
ITALY



MANIGLIE HANDLES





Maniglie *Handles*

Indice alfabetico / *Name index*

Name	code	Line	pag.
Alisè	171	●	116
Alma	185	●	118
Apri	121	■	44
Apri	121	●	120
Arca	134	●	126
Arja	197	●	128
Astra	184	●	130
B-Arte	426	■	46
B-Mini	143	●	48
Baltic	073	☆	220
Bergen	094	☆	222
Betty	183	●	134
Brixton	342	●	136
Brixton B	343	●	138
Charme	900	☆	224
Chris	079	●	140
Cinzia	069	◎	268
Claudia	101	●	142
Cleo	347	●	144
Collo Basso	026	●	146
Desy	137	●	148
Edna	Z61	■	50
Elba	T88	☆	226
Elegance	005	●	150
Elena	030	●	154
Ellisse	352	●	156

Name	code	Line	pag.
Epoca	800	☆	228
Extra bassa	B76	●	160
Florida	016	●	162
Gentile	382	●	164
Ginevra	040	☆	230
Golf	J15	■	52
Golf	J15	●	166
Grazia	070	●	168
Inma	145	■	54
Ixia	J40	■	56
Ixia	J40	●	172
L-Plus	140	●	174
Laser	130	■	58
Laser	130	●	176
Lory	127	●	178
Lucca	T42	☆	236
Luigi	950	☆	238
M7-1	007	●	180
M7-2	008	●	182
Mary	046	☆	240
Mia	Z01	☆	242
Mignon	T33	☆	244
Miriam	225	●	184
Moira	066	●	186
Monia	037	●	188
Ofelia	118	■	60

Name	code	Line	pag.
One	10N	■	62
Open	139	●	190
Ovale Porcellana	053	◎	274
Ovalino	191	☆	246
Ovalino T	190	☆	250
Phedra	133	●	192
Praga	166	☆	252
Public	175	●	194
Q-10	119	■	64
Q-10	119	●	196
Q-Arte	124	■	66
Q-Arte Riga	124	■	74
Q-Arte Segmenti	124	■	72
Q-Arte XL	432	■	76
Q-Color	424	■	78
Q-Insert	425	■	84
Q-Line	194	■	86
Q-Mini	142	■	88
Q-Mini 26	Q26	■	90
Q-Plus	423	■	92
Q-Star	429	■	94
Q-Ubik	422	■	98
Quark	144	■	100
R-Strass	420	■	102
Romea	189	☆	254
Sabina	031	●	202

Name	code	Line	pag.
Sandra	168	◎	276
Sasha	173	●	204
Shut	196	●	206
Spring	141	■	106
Spring	141	●	208
Tosca	049	☆	258
Triangolo	273	●	212
Tuscania	T36	☆	262
Uniqa	199	■	108
Vienna	167	☆	264
Waltham	336	●	214
Winchester	337	●	216
Wonder	113	■	110



Indice per codice / Code index

Code	Name	Pag.	Code	Name	Pag.	Code	Name	Pag.	Code	Name	Pag.
005DK015	Elegance	152	031MA189	Sabina	203	049MA040	Tosca	260	070PW188	Grazia	168
005DK075	Elegance	152	031MP188	Sabina	202	049MP166	Tosca	260	070RW416	Grazia	168
005DKC67	Elegance	153	031MR416	Sabina	202	049MR007	Tosca	260	073DK014	Baltic	220
005MR022	Elegance	151	031MR916	Sabina	202	049MR416	Tosca	258	073MR382	Baltic	220
005MR916	Elegance	152	031PW188	Sabina	202	049MR916	Tosca	258	079DK024	Chris	140
005MRT01	Elegance	152	031RW416	Sabina	202	049MRT36	Tosca	260	079DK075	Chris	141
005RW022	Elegance	151	031TK015	Sabina	203	049TK015	Tosca	259	079DKC67	Chris	141
005RWT01	Elegance	152	037CR189	Monia	189	053CR040	Ovale Porc.	274	079MP265	Chris	140
005SE070	Elegance	153	037DK024	Monia	189	053MA007	Ovale Porc.	274	079MR005	Chris	140
005SG070	Elegance	153	037DK075	Monia	189	053MA040	Ovale Porc.	274	079MR916	Chris	140
007MRM71	M7-1	181	037DKC67	Monia	189	053PR406	Ovale Porc.	274	079RW005	Chris	140
007RWM71	M7-1	181	037MA189	Monia	189	053TK015	Ovale Porc.	274	079SE070	Chris	141
008DK015	M7-2	182	037MP188	Monia	188	066CR189	Moira	187	079SG070	Chris	141
008DK075	M7-2	182	037MR416	Monia	188	066DK024	Moira	187	094DK015	Bergen	223
008DKC67	M7-2	183	037MR916	Monia	188	066DK075	Moira	187	094DK075	Bergen	223
008MR916	M7-2	182	037PW188	Monia	188	066DKC67	Moira	187	094DKC67	Bergen	223
008MRT01	M7-2	182	037RW416	Monia	188	066MA189	Moira	187	094MP039	Bergen	222
008RWT01	M7-2	182	040CR040	Ginevra	233	066MP188	Moira	186	094MP198	Bergen	223
008SE070	M7-2	183	040CR189	Ginevra	235	066MR416	Moira	186	094MR006	Bergen	222
008SG070	M7-2	183	040DK014	Ginevra	233	066MR916	Moira	186	094MR916	Bergen	222
016CR189	Florida	163	040DK024	Ginevra	234	066PW188	Moira	186	094PG039	Bergen	222
016DK024	Florida	162	040DK075	Ginevra	234	066RW416	Moira	186	094RG006	Bergen	222
016DK075	Florida	163	040DKC67	Ginevra	235	069CR040	Cinzia	271	101CR040	Claudia	143
016DKC67	Florida	163	040MA007	Ginevra	233	069DK014	Cinzia	271	101DK024	Claudia	143
016MA007	Florida	163	040MA040	Ginevra	233	069DK024	Cinzia	272	101DK075	Claudia	143
016MA189	Florida	163	040MA189	Ginevra	235	069DK075	Cinzia	273	101DKC67	Claudia	143
016MP265	Florida	162	040MP040	Ginevra	232	069DKC67	Cinzia	273	101MA040	Claudia	143
016MR416	Florida	162	040MR006	Ginevra	230	069MA007	Cinzia	271	101MP040	Claudia	142
016MR916	Florida	162	040MR007	Ginevra	232	069MA040	Cinzia	271	101MR416	Claudia	142
016RW416	Florida	162	040MR202	Ginevra	232	069MP026	Cinzia	272	101MR916	Claudia	142
016TK015	Florida	163	040MR416	Ginevra	234	069MP040	Cinzia	270	101PG040	Claudia	142
026DK015	Collo Basso	146	040MR916	Ginevra	234	069MP188	Cinzia	268	101RG416	Claudia	142
026MP026	Collo Basso	146	040PG040	Ginevra	232	069MR006	Cinzia	268	10NDKQ15	One	63
026MR007	Collo Basso	146	040RG202	Ginevra	232	069MR007	Cinzia	270	10NMR10N	One	63
026MR406	Collo Basso	146	040RW006	Ginevra	230	069MR202	Cinzia	270	10NRW10N	One	63
026MR906	Collo Basso	146	040RW416	Ginevra	234	069MR416	Cinzia	272	113DKC71	Wonder	112
026SE189	Collo Basso	147	040TK014	Ginevra	233	069MR916	Cinzia	272	113DKQ15	Wonder	112
026SG189	Collo Basso	147	040TK040	Ginevra	233	069PG040	Cinzia	270	113DKQ75	Wonder	112
030DK024	Elena	155	046CR040	Mary	240	069PW188	Cinzia	268	113MR113	Wonder	111
030DK075	Elena	155	046DK014	Mary	240	069RG202	Cinzia	270	113MRQ01	Wonder	112
030DKC67	Elena	155	046MA040	Mary	240	069RW006	Cinzia	268	113RQ113	Wonder	111
030MP188	Elena	154	046MP026	Mary	240	069RW416	Cinzia	272	113RQQ01	Wonder	112
030MR416	Elena	154	046MR007	Mary	240	070CR189	Grazia	169	113SEQ90	Wonder	113
030MR916	Elena	154	046MRT33	Mary	240	070DK024	Grazia	169	113SGQ90	Wonder	113
030PW188	Elena	154	049CR040	Tosca	260	070DK075	Grazia	169	118DKC71	Ofelia	60
030RW4F6	Elena	154	049DK014	Tosca	260	070DKC67	Grazia	169	118DKQ15	Ofelia	60
031CR189	Sabina	203	049DK024	Tosca	258	070MA189	Grazia	169	118DKQ75	Ofelia	60
031DK024	Sabina	203	049DK075	Tosca	258	070MP188	Grazia	168	118MRQ01	Ofelia	60
031DK075	Sabina	203	049DKC67	Tosca	258	070MR416	Grazia	168	118RQQ01	Ofelia	60
031DKC67	Sabina	203	049MA007	Tosca	261	070MR916	Grazia	168	118SEQ90	Ofelia	61

Code	Name	Pag.
118SGQ90	Ofelia	61
119DK024	Q-10	200
119DK075	Q-10	200
119DKC67	Q-10	201
119DKC71	Q-10	65
119DKQ15	Q-10	64
119DKQ75	Q-10	64
119MR022	Q-10	197
119MR816	Q-10	200
119MR916	Q-10	200
119MR9Q6	Q-10	64
119MRJ08	Q-10	199
119MRQ86	Q-10	64
119RW022	Q-10	197
119RW816	Q-10	200
119RWJ08	Q-10	199
119RWQ86	Q-10	64
119SE070	Q-10	201
119SEQ13	Q-10	65
119SG070	Q-10	201
119SGQ13	Q-10	65
121DK024	Apri	124
121DK075	Apri	124
121DKC67	Apri	125
121DKC71	Apri	45
121DKQ15	Apri	44
121DKQ75	Apri	44
121MR022	Apri	121
121MR816	Apri	124
121MR916	Apri	124
121MR9Q6	Apri	44
121MRJ08	Apri	123
121MRQ86	Apri	44
121RW022	Apri	121
121RW816	Apri	124
121RWJ08	Apri	123
121RWQ86	Apri	44
121SE070	Apri	125
121SG070	Apri	125
124DKC71	Q-Arte	71
124DKC71	Q-Arte Riga	72
124DKC71	Q-Arte Seg.	74
124DKQ15	Q-Arte	70
124DKQ15	Q-Arte Seg.	74
124DKQ15	Q-Arte Riga	72
124DKQ75	Q-Arte	71
124DKQ75	Q-Arte Riga	72
124DKQ75	Q-Arte Seg.	74
124MPQ65	Q-Arte	70
124MR124	Q-Arte	67

Code	Name	Pag.
124MRJQ8	Q-Arte	69
124MRQ86	Q-Arte Seg.	74
124MRQ86	Q-Arte	70
124MRQ86	Q-Arte Riga	72
124QPQ65	Q-Arte	70
124RQ124	Q-Arte	67
124RQJQ8	Q-Arte	69
124RQQ86	Q-Arte	70
124RQQ86	Q-Arte Seg.	74
124RQQ86	Q-Arte Riga	72
124SEQ90	Q-Arte	71
124SEQ90	Q-Arte Seg.	75
124SEQ90	Q-Arte Riga	73
124SGQ90	Q-Arte Riga	73
124SGQ90	Q-Arte	71
124SGQ90	Q-Arte Seg.	75
127DK024	Lory	178
127DK075	Lory	179
127DKC67	Lory	179
127MP188	Lory	178
127MR416	Lory	178
127MR916	Lory	178
127RW416	Lory	178
127SE070	Lory	179
127SG070	Lory	179
130CRQ13	Laser	59
130DK024	Laser	176
130DK075	Laser	176
130DKC67	Laser	177
130DKC71	Laser	59
130DKQ15	Laser	59
130DKQ75	Laser	59
130MAQ13	Laser	59
130MP130	Laser	58
130MR005	Laser	176
130MR916	Laser	176
130MR9Q6	Laser	58
130MRQ86	Laser	58
130QP130	Laser	58
130RQQ86	Laser	58
130RW005	Laser	176
130TK015	Laser	177
130TKQ15	Laser	59
133DK024	Phedra	192
133DK075	Phedra	192
133DKC67	Phedra	193
133MR416	Phedra	192
133MR916	Phedra	192
133RW416	Phedra	192
133SE070	Phedra	193

Code	Name	Pag.
133SG070	Phedra	193
134DK024	Arca	126
134DK075	Arca	126
134DKC67	Arca	127
134MR416	Arca	126
134MR916	Arca	126
134RW416	Arca	126
134SE070	Arca	127
134SG070	Arca	127
137CR189	Desy	149
137DK024	Desy	148
137DK075	Desy	148
137DKC67	Desy	149
137MA007	Desy	149
137MA189	Desy	149
137MR416	Desy	148
137MR916	Desy	148
137RW416	Desy	148
139DK024	Open	190
139DK075	Open	190
139DKC67	Open	191
139MR416	Open	190
139MR916	Open	190
139RW416	Open	190
139SE070	Open	191
139SG070	Open	191
140DK024	L-Plus	174
140DK075	L-Plus	174
140DKC67	L-Plus	175
140MR005	L-Plus	174
140MR916	L-Plus	174
140RW005	L-Plus	174
141DK024	Spring	211
141DK075	Spring	211
141DKC67	Spring	211
141DKC71	Spring	107
141DKQ15	Spring	106
141DKQ75	Spring	106
141MP188	Spring	210
141MR022	Spring	209
141MR416	Spring	210
141MR916	Spring	210
141MR9Q6	Spring	106
141MRQ46	Spring	106
141PW188	Spring	210
141RW022	Spring	209
141RW416	Spring	210
141RWQ46	Spring	106
141SE070	Spring	211
141SEQ90	Spring	107

Code	Name	Pag.
141SG070	Spring	211
141SGQ90	Spring	107
142DKC71	Q-Mini	89
142DKQ15	Q-Mini	89
142DKQ75	Q-Mini	89
142MP130	Q-Mini	88
142MR9Q6	Q-Mini	88
142MRQ86	Q-Mini	88
142QP130	Q-Mini	88
142RQQ86	Q-Mini	88
142SEQ90	Q-Mini	89
142SGQ90	Q-Mini	89
143DKC71	B-Mini	49
143DKQ15	B-Mini	48
143DKQ75	B-Mini	48
143MR9Q6	B-Mini	48
143MRQ86	B-Mini	48
143RQQ86	B-Mini	48
143SEQ90	B-Mini	49
143SGQ90	B-Mini	49
144DKC71	Quark	101
144DKQ15	Quark	100
144DKQ75	Quark	100
144MR9Q6	Quark	100
144MRQ46	Quark	100
144RWQ46	Quark	100
144SEQ90	Quark	101
144SGQ90	Quark	101
145DKC71	Inma	55
145DKQ15	Inma	54
145DKQ75	Inma	54
145MR9Q6	Inma	54
145MRQ46	Inma	54
145RWQ46	Inma	54
145SEQ13	Inma	55
145SGQ13	Inma	55
166CR040	Praga	253
166DK014	Praga	253
166MA007	Praga	253
166MA040	Praga	253
166MP166	Praga	252
166MR007	Praga	252
166MRT36	Praga	252
166PG166	Praga	252
166RGT36	Praga	252
167DK015	Vienna	265
167DK075	Vienna	265
167DKC67	Vienna	265
167MP039	Vienna	264
167MR416	Vienna	264



Indice per codice / Code index

Code	Name	Pag.	Code	Name	Pag.	Code	Name	Pag.	Code	Name	Pag.
167MR916	Vienna	264	184RW022	Astra	131	194DKQ75	Q-Line	86	336MR916	Waltham	214
167PG039	Vienna	264	184RW416	Astra	132	194MR9Q6	Q-Line	86	336RW416	Waltham	214
167RG416	Vienna	264	185DK015	Alma	118	194MRQ86	Q-Line	86	336SE070	Waltham	215
168DK015	Sandra	276	185DK075	Alma	118	194RQQ86	Q-Line	86	336SG070	Waltham	215
168DK075	Sandra	276	185DKC67	Alma	119	194SEQ13	Q-Line	87	337DK024	Winchester	216
168DKC67	Sandra	277	185MR006	Alma	118	194SGQ13	Q-Line	87	337DK075	Winchester	216
168MR006	Sandra	276	185MR916	Alma	118	196DK024	Shut	207	337DKC67	Winchester	217
168MR916	Sandra	276	185RW006	Alma	118	196DK075	Shut	207	337MR416	Winchester	216
168RG006	Sandra	276	185SE070	Alma	119	196DKC67	Shut	207	337MR916	Winchester	216
171CR070	Alisè	117	185SG070	Alma	119	196MP188	Shut	206	337RW416	Winchester	216
171DK024	Alisè	116	189CR040	Romea	255	196MR416	Shut	206	337SE070	Winchester	217
171DK075	Alisè	117	189DK014	Romea	255	196MR916	Shut	206	337SG070	Winchester	217
171DKC67	Alisè	117	189DK024	Romea	257	196PW188	Shut	206	342DK024	Brixton	136
171MA070	Alisè	117	189DK075	Romea	257	196RW416	Shut	206	342DK075	Brixton	136
171MP188	Alisè	116	189DKC67	Romea	257	196SE070	Shut	207	342DKC67	Brixton	137
171MR416	Alisè	116	189MA007	Romea	255	196SG070	Shut	207	342MR816	Brixton	136
171MR916	Alisè	116	189MA040	Romea	255	197DK024	Arja	129	342MR916	Brixton	136
171RW416	Alisè	116	189MP040	Romea	256	197DK075	Arja	129	342RW816	Brixton	136
173DK024	Sasha	205	189MP166	Romea	254	197DKC67	Arja	129	342SE070	Brixton	137
173DK075	Sasha	205	189MR007	Romea	254	197MP188	Arja	128	342SG070	Brixton	137
173DKC67	Sasha	205	189MR202	Romea	254	197MR416	Arja	128	343DK024	Brixton B	138
173MP188	Sasha	204	189MR416	Romea	256	197MR916	Arja	128	343DK075	Brixton B	138
173MR416	Sasha	204	189MR916	Romea	256	197PW188	Arja	128	343DKC67	Brixton B	139
173MR916	Sasha	204	189PW040	Romea	256	197RW416	Arja	128	343MR816	Brixton B	138
173PW188	Sasha	204	189PW166	Romea	254	197SE070	Arja	129	343MR916	Brixton B	138
173RW416	Sasha	204	189RW202	Romea	254	197SG070	Arja	129	343RW816	Brixton B	138
173SE070	Sasha	205	189RW416	Romea	256	199DKC71	Uniqa	109	343SE070	Brixton B	139
173SG070	Sasha	205	189TK015	Romea	257	199DKQ15	Uniqa	109	343SG070	Brixton B	139
175DK015	Public	194	190CR040	Ovalino T	250	199DKQ75	Uniqa	109	347DK015	Cleo	144
175MR416	Public	194	190CR070	Ovalino	247	199MR199	Uniqa	109	347DK075	Cleo	144
175MR916	Public	194	190MA007	Ovalino T	250	199RQ199	Uniqa	109	347DKC67	Cleo	144
175RW416	Public	194	190MA040	Ovalino T	250	225DK024	Miriam	184	347MR816	Cleo	144
183CR189	Betty	135	190MA070	Ovalino	247	225DK075	Miriam	184	347MR916	Cleo	144
183DK024	Betty	135	190MR007	Ovalino T	250	225DKC67	Miriam	184	347SE070	Cleo	145
183DK075	Betty	135	190MRT36	Ovalino T	250	225MR006	Miriam	184	347SG070	Cleo	145
183DKC67	Betty	135	190TK014	Ovalino T	250	225RW006	Miriam	184	352CR070	Ellisse	159
183MA189	Betty	135	191DK024	Ovalino	248	225SE070	Miriam	185	352DK015	Ellisse	158
183MP188	Betty	134	191DK075	Ovalino	248	225SG070	Miriam	185	352DK075	Ellisse	158
183MR416	Betty	134	191DKC67	Ovalino	249	273DK015	Triangolo	212	352DKC67	Ellisse	159
183MR916	Betty	134	191MA007	Ovalino	249	273DK075	Triangolo	212	352MA070	Ellisse	159
183PW188	Betty	134	191MP166	Ovalino	248	273DKC67	Triangolo	213	352MP049	Ellisse	156
183RW416	Betty	134	191MP188	Ovalino	246	273MR816	Triangolo	212	352MP188	Ellisse	158
184CR070	Astra	133	191MR007	Ovalino	248	273MR916	Triangolo	212	352MR006	Ellisse	156
184DK015	Astra	132	191MR416	Ovalino	246	273RW816	Triangolo	212	352MR416	Ellisse	158
184DK075	Astra	132	191MR916	Ovalino	246	273SE070	Triangolo	213	352MR916	Ellisse	158
184DKC67	Astra	133	191MRT36	Ovalino	248	273SG070	Triangolo	213	352SE070	Ellisse	156
184MA070	Astra	133	191PW188	Ovalino	246	336DK024	Waltham	214	352SG070	Ellisse	156
184MR022	Astra	131	191RW416	Ovalino	246	336DK075	Waltham	214	352TK015	Ellisse	159
184MR416	Astra	132	194DKC71	Q-Line	87	336DKC67	Waltham	215	382DK015	Gentile	164
184MR916	Astra	132	194DKQ15	Q-Line	86	336MR416	Waltham	214	382DK075	Gentile	164

Code	Name	Pag.
382DKC67	Gentile	164
382MR006	Gentile	164
382MR916	Gentile	164
382SE070	Gentile	165
382SG070	Gentile	165
420DKC71	R-Strass	104
420DKQ15	R-Strass	104
420DKQ75	R-Strass	104
420MR124	R-Strass	103
420MRQ01	R-Strass	104
420RQ124	R-Strass	103
420RQQ01	R-Strass	104
420SEQ90	R-Strass	105
420SGQ90	R-Strass	105
422DKC71	Q-Ubik	99
422DKQ15	Q-Ubik	98
422DKQ75	Q-Ubik	98
422MR9Q6	Q-Ubik	98
422MRQ86	Q-Ubik	98
422RQQ86	Q-Ubik	98
422SEQ90	Q-Ubik	99
422SGQ90	Q-Ubik	99
423DKC71	Q-Plus	93
423DKQ15	Q-Plus	92
423DKQ75	Q-Plus	92
423MR9Q6	Q-Plus	92
423MRQ86	Q-Plus	92
423RQQ86	Q-Plus	92
423SEQ90	Q-Plus	93
423SGQ90	Q-Plus	93
424DKC71	Q-Color	80
424DKQ15	Q-Color	80
424DKQ75	Q-Color	80
424MR124	Q-Color	79
424MRQ01	Q-Color	80
424RQ124	Q-Color	79
424RQQ01	Q-Color	80
424SEQ90	Q-Color	81
424SGQ90	Q-Color	81
425DKC71	Q-Insert	84
425DKQ15	Q-Insert	84
425DKQ75	Q-Insert	84
425MR124	Q-Insert	83
425MRQ86	Q-Insert	84
425RQ124	Q-Insert	83
425RQQ86	Q-Insert	84
425SEQ90	Q-Insert	85
425SGQ90	Q-Insert	85
426DKC71	B-Arte	46
426DKQ15	B-Arte	46

Code	Name	Pag.
426DKQ75	B-Arte	46
426MRQ86	B-Arte	46
426RQQ86	B-Arte	46
426SEQ90	B-Arte	47
426SGQ90	B-Arte	47
429DKC71	Q-Star	96
429DKQ15	Q-Star	96
429DKQ75	Q-Star	96
429MRJQ8	Q-Star	95
429MRQ86	Q-Star	96
429RQJQ8	Q-Star	95
429RQQ86	Q-Star	96
429SEQ90	Q-Star	97
429SGQ90	Q-Star	97
432MRQ56	Q-Arte XL	77
800DK024	Epoca	228
800DK075	Epoca	228
800DKC67	Epoca	229
800MR006	Epoca	228
800MR916	Epoca	228
800RG006	Epoca	228
900DK024	Charme	224
900DK075	Charme	225
900MP198	Charme	224
900MR006	Charme	224
900MR916	Charme	224
900RG006	Charme	224
950CR040	Luigi	238
950MA007	Luigi	238
950MA040	Luigi	238
950MP166	Luigi	238
950MR007	Luigi	238
950MRT36	Luigi	238
950TK014	Luigi	239
B76DK015	Extra Bassa	160
B76MP026	Extra Bassa	160
B76MR007	Extra Bassa	160
B76MR406	Extra Bassa	160
J15DK015	Golf	166
J15DK075	Golf	166
J15DKC67	Golf	167
J15DKC71	Golf	53
J15DKQ15	Golf	52
J15DKQ75	Golf	52
J15MR816	Golf	166
J15MR916	Golf	166
J15MR9Q6	Golf	52
J15MRQ86	Golf	52
J15RW816	Golf	166

Code	Name	Pag.
J15RWQ86	Golf	52
J15SE070	Golf	167
J15SEQ90	Golf	53
J15SG070	Golf	167
J15SGQ90	Golf	53
J40DK015	Ixia	172
J40DK075	Ixia	172
J40DKC67	Ixia	173
J40DKC71	Ixia	57
J40DKQ15	Ixia	56
J40DKQ75	Ixia	56
J40MR022	Ixia	171
J40MR816	Ixia	172
J40MR916	Ixia	172
J40MR9Q6	Ixia	56
J40MRQ86	Ixia	56
J40RW022	Ixia	171
J40RW816	Ixia	172
J40RWQ86	Ixia	56
J40SE070	Ixia	173
J40SEQ90	Ixia	57
J40SG070	Ixia	173
J40SGQ90	Ixia	57
Q26DKC71	Q-Mini26	90
Q26DKQ15	Q-Mini26	90
Q26DKQ75	Q-Mini26	90
Q26MR9Q6	Q-Mini26	90
Q26MRQ86	Q-Mini26	90
Q26SEQ90	Q-Mini26	91
Q26SGQ90	Q-Mini26	91
T33CBT33	Mignon	245
T33DK015	Mignon	244
T33MA007	Mignon	244
T33MMT33	Mignon	245
T33MR007	Mignon	244
T33MRT33	Mignon	244
T33SP007	Mignon	244
T36CR040	Tuscania	263
T36DK014	Tuscania	263
T36MA007	Tuscania	263
T36MA040	Tuscania	263
T36MP040	Tuscania	262
T36MR007	Tuscania	262
T36MRT36	Tuscania	262
T36PW040	Tuscania	262
T36RWT36	Tuscania	262
T42CR040	Lucca	237
T42DK015	Lucca	237
T42DK075	Lucca	237
T42DKC67	Lucca	237

Code	Name	Pag.
T42MA040	Lucca	237
T42MP040	Lucca	236
T42MR007	Lucca	236
T42MRT36	Lucca	236
T42PG040	Lucca	236
T42RGT36	Lucca	236
T88DK014	Elba	226
T88MP039	Elba	226
T88MR007	Elba	226
T88MRT36	Elba	226
T88RWT36	Elba	226
T88SE040	Elba	227
T88SG040	Elba	227
Z01DK024	Mia	243
Z01DK075	Mia	243
Z01DKC67	Mia	243
Z01MP040	Mia	242
Z01MR416	Mia	242
Z01MR916	Mia	242
Z01PW040	Mia	242
Z01RW416	Mia	242
Z01SE040	Mia	243
Z01SG040	Mia	243
Z61DKC71	Edna	50
Z61DKQ15	Edna	50
Z61DKQ75	Edna	50
Z61MR9Q6	Edna	50
Z61MRQ86	Edna	50
Z61SEQ90	Edna	51
Z61SGQ90	Edna	51

MANIGLIE
HANDLESMANIGLIONI
PULL HANDLEBATTENTI
DOOR KNOCKERPOMOLI
KNOBSSCORREVOLI
SLIDING DOORMAN. ALZANTI
PULL HAND FOR SLIDING DOORSSICUREZZA
SAFETYCOMPLEMENTI
COMPLEMENTSINFO TECNICHE
TECHNICAL INFOFINITURE
FINISHESESPOSITORI
DISPLAY



Quadra Square

Maniglie / Rosetta quadra
Door handles / Square rosette

Alfabetico Name



Aprì
121MR pag. 44



One
10NMR pag. 62



Q-Color / slim
424MR pag. 80



Q-Ubik
422MR pag. 98



B-Arte
426MR pag. 46



Q-10
119MR pag. 64



Q-Insert / minimal
425MR pag. 82



Quark
144MR pag. 100



B-Mini
143MR pag. 48



Q-Arte / minimal
124MR pag. 66



Q-Insert
425MR pag. 84



R-Strass / minimal
420MR pag. 102



Edna
Z61MR pag. 50



Q-Arte / flat
124MR pag. 68



Q-Line
194MR pag. 86



R-Strass / slim
420MR pag. 104



Golf
J15MR pag. 52



Q-Arte
124MR pag. 70



Q-Mini
142MR pag. 88



Spring
141MR pag. 106



Inma
145MR pag. 54



Q-Arte Riga
124MR pag. 72



Q-Mini 26
Q26MR pag. 90



Uniqà
199MR pag. 108



Ixia
J40MR pag. 56



Q-Arte Segmenti
124MR pag. 74



Q-Plus
423MR pag. 92



Wonder / minimal
113MR pag. 110



Laser
130MR pag. 58



Q-Arte XL
432MR pag. 76



Q-Star / flat
429MR pag. 94



Wonder / slim
113MR pag. 112



Ofelia / slim
118MR pag. 60



Q-Color / minimal
424MR pag. 78



Q-Star
429MR pag. 96

MANIGLIONI
PULL HANDLE

BATTENTI
DOOR KNOCKER

POMOLI
KNOBS

SCORREVOLI
SLIDING DOOR

MAN. ALZANTI
PULL HAND FOR SLIDING DOORS

SICUREZZA
SAFETY

COMPLEMENTI
COMPLEMENTS

INFO TECNICHE
TECHNICAL INFO

FINITURE
FINISHES

ESPOSITORI
DISPLAY



Apri 121 / Q86

DESIGN **STUDIO REGUITTI**

APRI è un invito vivace e ironico a entrare. È un gioco stilistico dall'effetto vincente, al confine fra sensualità e pragmatismo. È la dinamicità di un segno grafico appena accennato, ma dalla forte personalità.

APRI is a vibrant and ironic invitation to enter a room. It's a stylistic game with a winning effect, on the border between sensuality and pragmatism. It is the dynamism of a faintly sketched graphic symbol, at the same time exuding a strong personality.

Finiture Finishes

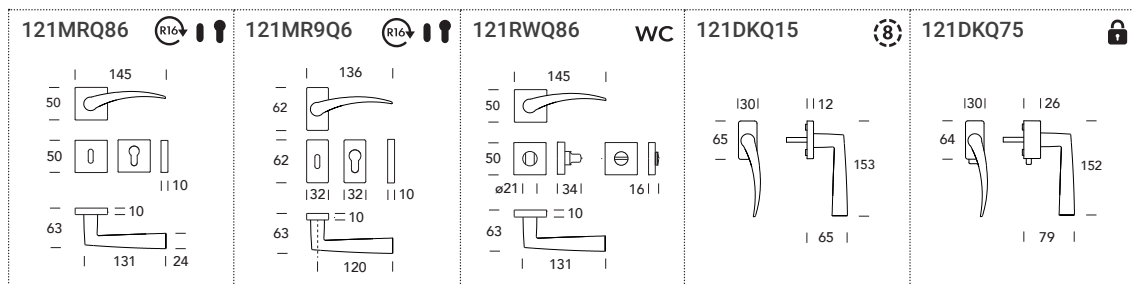


OC
Cromato
Chrome



OSC
Satinato cromato
Satin Chrome

Coordinated Design



Ottone Brass

R16 System

Foro Chiave
Keyhole

Foro Yale
E. profile cylinder

WC **Nottolino bagno**
Bathroom turn

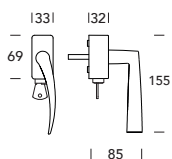
square



DX



121DKC71



8 8 Scatti
8 Positions



SECURBLOCK



SECURKEY



B-Arte 426 / Q86

DESIGN **STUDIO REGUITTI**

Adatta ad uno stile metropolitano, B-ARTE ha un tratto deciso e lineare. Sicura nella presa, leggera nei volumi, raffinata nell'abbinamento tra finiture diverse, rappresenta un piacevole connubio fra robustezza e creatività.

Ideal for metropolitan environments, B-ARTE has a straight and clear style. With its safe grip, ne shape, polished and various finishes, this handle is a pleasant combination of robustness and creativity.

Finiture Finishes



OSC/OC

Satinato cromato / Cromato
Satin chrome / Chrome








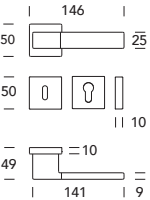
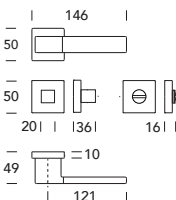
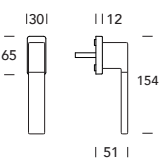
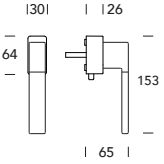
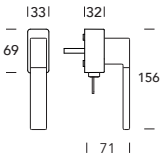


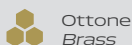
NR

Nero opaco RAL 9005
Matt black RAL 9005


Coordinated Design



426MRQ86	426RQQ86	426DKQ15	426DKQ75	426DKC71
 	 			
				



Ottone
Brass

 R16 System

 Foro Chiave
Keyhole

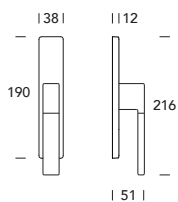
 Foro Yale
E. profile cylinder


 Nottolino bagno
Bathroom turn

 square



426SEQ90
426SGQ90



 8 Scatti
8 Positions



SECURBLOCK



SECURKEY

B-Mini 143 / Q86

DESIGN **STUDIO REGUITTI**

B-MINI accosta finiture lucide e satinare in una rilettura in chiave minimal del concetto bicolor. Il connubio fra l'estetica accattivante e le ridotte dimensioni celebra un design concettuale di assoluta modernità.

B-MINI combines glossy and satin finishes in a minimalist reinterpretation of the two-tone concept. The combination of the handle's captivating design and small size pays tribute to a completely modern conceptual design.

Finiture Finishes



OSC/OC

Satinato cromato / Cromato
Satin Chrome / Chrome



OS/LV

Satinato / Lucido verniciato
Satin / Polished varnished









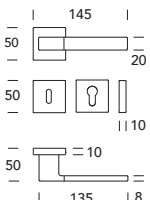
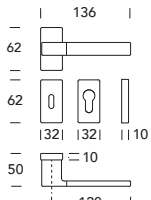
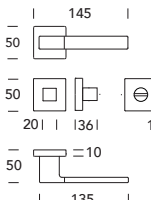
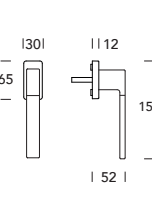
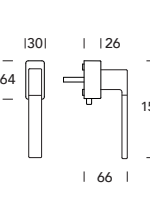


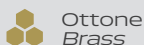
NR


Nero opaco RAL 9005
Matt black RAL 9005

Coordinated Design



143MRQ86	143MR9Q6	143RQ86	143DKQ15	143DKQ75
 	 	 		
				



 R16 System

 Foro Chiave
Keyhole

 Foro Yale
E. profile cylinder

WC Nottolino bagno
Bathroom turn

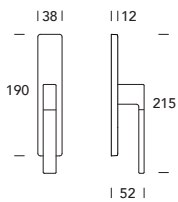
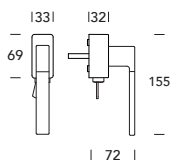
 square



143DKC71



143SEQ90
143SGQ90



 8 Scatti
8 Positions



SECURBLOCK



SECURKEY



Edna Z61 / Q86

DESIGN **STUDIO REGUITTI**

Un volume pieno accompagna le morbide linee di EDNA, una maniglia dalla presa sicura e ben definita. Le forme essenziali sposano le linee sinuose offrendo un oggetto al confine fra classico e contemporaneo, adatto a qualunque stile d'arredo.

EDNA is characterized by solid shapes and soft lines. It is an handle with a safe and well defined grip. The essential shapes, in conjunction with the sinuous lines, offer an object that is borderline between classic and contemporary, suitable for any style of interior design.








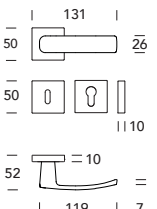
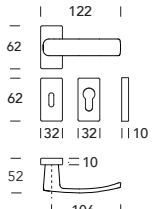
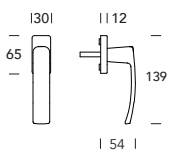
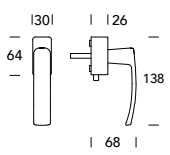
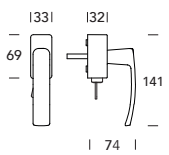
Finiture Finishes



ZSC
Satinato Cromato
Satin Chrome

Coordinated Design



Z61MRQ86	Z61MR9Q6	Z61DKQ15	Z61DKQ75	Z61DKC71
 	 			
 <p>131 26 50 50 1110 52 10 119 7 </p>	 <p>122 62 62 1321 1321 1110 52 10 106 </p>	 <p>1301 1112 139 65 54 </p>	 <p>1301 126 138 64 68 </p>	 <p>1331 1321 141 69 74 </p>

 TeknoMetal

 R16 System

 Foro Chiave
Keyhole

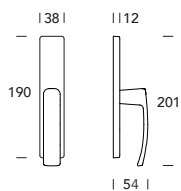
 Foro Yale
E. profile cylinder

 8 Scatti
8 Positions

 square



Z61SEQ90
Z61SGQ90



 SECURBLOCK

 SECURKEY



Golf J15 / Q86

DESIGN **STUDIO REGUITTI**

Nella collezione GOLF la materia si sveste di qualunque allegoria per mostrare una sezione netta della sua anima, robusta ed elegante al tempo stesso, diventando gioco di forme e prospettive.

The essence of the GOLF collection is stripped of allegory to reveal a cross sectional area of its robust yet elegant soul, creating a play of shapes and perspectives.

Finiture Finishes

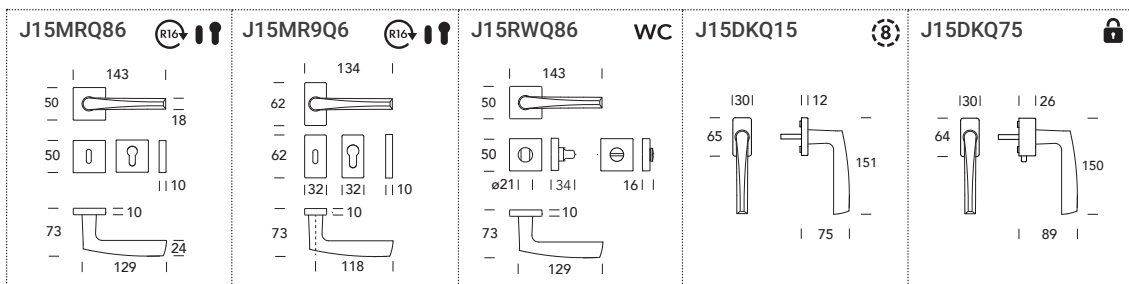


ZSC
Satinato Cromato
Satin Chrome



SNV
Satinato nichelato verniciato
Satin nickel plated varnished

Coordinated Design



TeknoMetal

R16 System

Foro Chiave
Keyhole

Foro Yale
E. profile cylinder

WC Nottolino bagno
Bathroom turn

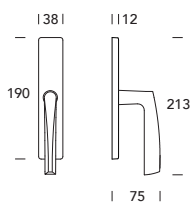
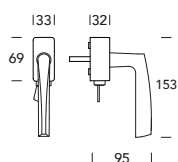
square



J15DKC71



J15SEQ90
J15SGQ90



8 8 Scatti
8 Positions



SECURBLOCK



SECURKEY



Inma 145 / Q46

DESIGN **STUDIO REGUITTI**

Le forme geometriche ben delineate della maniglia INMA si coniugano alla riduzione estetica che nulla toglie all'eleganza di questo oggetto d'arredo con finitura bicolore, anzi ne esalta il pieno rispetto delle proporzioni e la raffinata contemporaneità.

The geometric and defined shapes of the INMA handle are combined with aesthetic reduction, but this nothing detracts from the elegance of this piece of furniture with two-tone finishes. Rather, they enhance the full respect of the proportions and of the refined contemporary style.

Finiture Finishes











ZSC/ZCR


Satinato cromato / Cromato
Satin Chrome / Chrome

Coordinated Design



145MRQ46	145MR9Q6	145RWQ46	145DKQ15	145DKQ75
 	 	 		
138 45 16 45 1110 57 10 126 15	131 62 16 62 1110 57 10 115	138 45 16 45 1110 57 10 126	130 112 65 148 59	130 126 64 147 73

 TeknoMetal

 R16 System

 Foro Chiave
Keyhole

 Foro Yale
E. profile cylinder

 WC Nottolino bagno
Bathroom turn

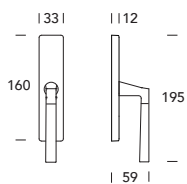
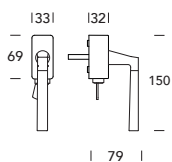
 square



145DKC71



145SEQ13
145SGQ13



8 8 Scatti
8 Positions



SECURBLOCK



SECURKEY



Ixia J40 / Q86

DESIGN **STUDIO REGUITTI**

Raffinata eleganza e design made in Italy sposano linee decise e tratti netti della maniglia IXIA, pensata per coniugare comfort e design attraverso l'attento studio delle spigolature, delle proporzioni e delle finiture.

Refined elegance and made in Italy design meet the clean lines of IXIA, designed to combine comfort and beauty by the reasoned balance of proportions, nishes and angles.

Finiture *Finishes*

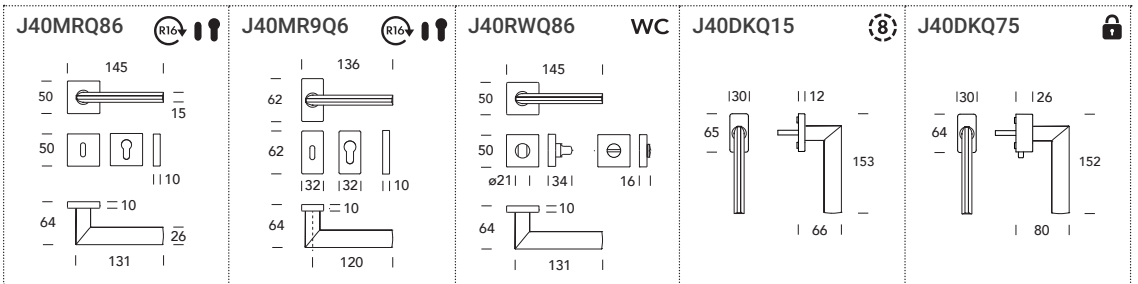


ZSC
Satinato Cromato
Satin Chrome



NR
Nero opaco RAL 9005
Matt black RAL 9005

Coordinated **Design**



TeknoMetal

R16 System

Foro Chiave
Keyhole

Foro Yale
E. profile cylinder

WC Nottolino bagno
Bathroom turn

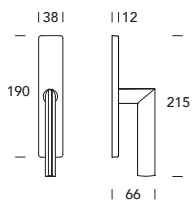
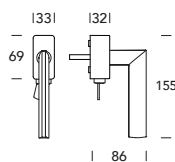
square



J40DKC71



J40SEQ90
J40SGQ90



8 Scatti
8 Positions



SECURBLOCK



SECURKEY



Laser 130 / Q86

DESIGN **STUDIO REGUITTI**

Dedicata a chi desidera coniugare semplicità e innovazione, LASER è l'esaltazione della linearità formale di una maniglia elegante, ma al contempo solida e dall'aspetto deciso, ideale per ricreare un living uniforme e coordinato.

Dedicated to people who love a pleasant combination of cleanness and innovation, LASER is the best expression of dressy and elegant style, with a concrete appearance and firm design, just the ideal item for coherent and coordinated atmospheres.

Finiture Finishes



ZSC
Satinato Cromato*
Satin Chrome*

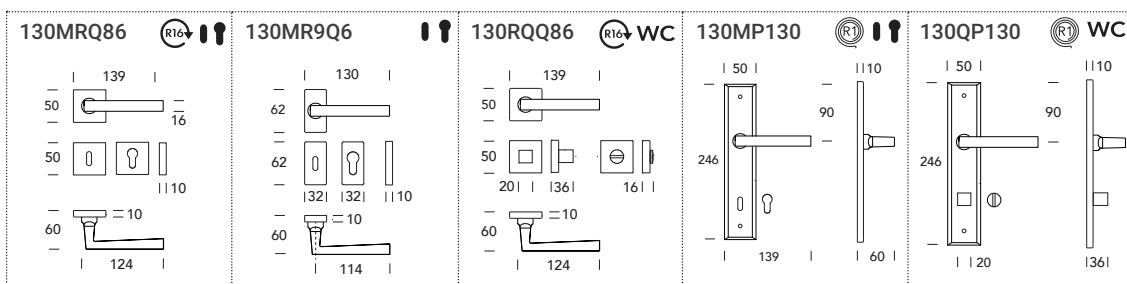


OC
Cromato
Chrome



SNV
Satinato nichelato verniciato
Satin nickel plated varnished

Coordinated Design



R16 System

R1 System

Foro Chiave
Keyhole

Foro Yale
E. profile cylinder

* Materiale TeknoMetal - TeknoMetal Material

square



130DKQ15



130DKQ75

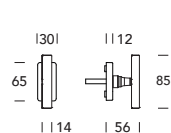
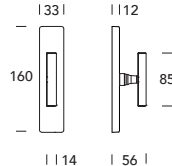
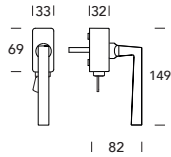
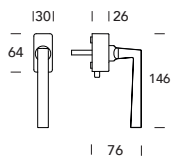
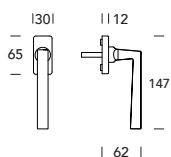


130DKC71



130CRQ13
130MAQ13

130TKQ15



WC Nottolino bagno
Bathroom turn



8 Scatti
8 Positions



SECURBLOCK



SECURKEY



Ofelia 118 / slim Q01

DESIGN **STUDIO REGUITTI**

OFELIA è un tratto netto dalle dimensioni ridotte ai minimi termini, una linea che fonde eleganza e semplicità per inserirsi con raffinata discrezione in ambienti moderni. Un segno di classe per uno stile senza tempo.

OFELIA has a straight style with a minimal design. Its line combines elegance and simplicity that adds a fine discretion into modern rooms. It has a mark of class for a timeless style.

Finiture Finishes



ZSC

Satinato cromato
Satin Chrome

Coordinated Design



118MRQ01	118RQ01	118DKQ15	118DKQ75	118DKC71

TeknoMetal

Rosetta Slim 5 mm
Slim Rose 5 mm

Foro Chiave
Keyhole

Foro Yale
E. profile cylinder

WC Nottolino bagno
Bathroom turn

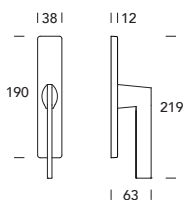
square



N NEW



118SEQ90
118SGQ90



8 8 Scatti
8 Positions

 SECURBLOCK

 SECURKEY





One 10N / minimal 10N

DESIGN
STUDIO REGUITTI

Funzionalità e minimalismo si fondono in ONE, un complemento d'arredo versatile ed essenziale. Il volume geometrico levigato del monoblocco offre un design pulito e semplice a tal punto da rendere questa maniglia perfetta per ambienti di lineare contemporaneità.

ONE is a versatile and essential fitting complement characterized by the combination of functionality and minimalism. The polished geometric shape of the monobloc offers a clean and simple design, making this handle perfect for linear contemporary spaces.

Finiture Finishes



A-PLUS SB
Aluplus Nero satinato
Aluplus Satin black



A-PLUS B16
Bianco opaco RAL 9016
White opaco RAL 9016



A-PLUS SC
Aluplus Satin. cromato
Aluplus Satin chrome



A-PLUS SLB
Aluplus Bronzo
Aluplus Bronze



A-PLUS NST
Nero soft touch
Black soft touch





N NEW

Coordinated **Design**



10NMR10N	10NRW10N	10NDKQ15		

Nero soft touch
Black soft touch



Q-10 119 / Q86

DESIGN **STUDIO REGUITTI**

Nella maniglia Q-10 funzionalità ed estetica convivono armoniosamente all'insegna della semplicità formale. Spigoli arrotondati, volumi assottigliati e superficie a effetto extra liscio si incontrano in un pezzo di vero design.

Functionality and aesthetics coexist harmoniously in the Q-10 handle, emanating stylish simplicity. Rounded corners, slender lines and extremely smooth surfaces blend together in a piece of pure design.

Finiture *Finishes*



OC
Cromato
Chrome

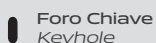
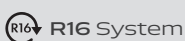
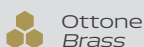


OSC
Satinato cromato
Satin Chrome

Coordinated **Design**



<p>119MRQ86 </p>	<p>119MR9Q6 </p>	<p>119RWQ86 WC</p>	<p>119DKQ15 </p>	<p>119DKQ75 </p>
-------------------------	-------------------------	----------------------------------	-------------------------	-------------------------

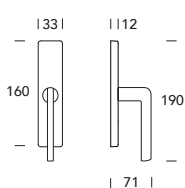
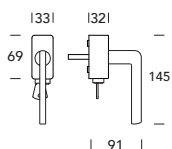




119DKC71



119SEQ13
119SGQ13



8 Scatti
8 Positions

SECURBLOCK

SECURKEY





Q-Arte 124 / minimal 124

DESIGN
STUDIO REGUITTI

Q-ARTE è una linea dal design contemporaneo e minimalista in cui geometria ed essenzialità trovano massima espressione in ambienti sobri e moderni. Una superficie netta interpreta il rigore formale delle tendenze stilistiche più attuali.

Q-ARTE collection is characterized by contemporary and minimalistic design: its geometric and coherent lines are enhanced by modern and plain environments. A clear outer layer expresses the formal accuracy typical of the stylistic current trends.

Finiture Finishes



NR
Nero opaco RAL 9005
Matt black RAL 9005



PSB
PVD Satin Black*
PVD Satin Black*



SNV
Satin. nichelato verniciato
Satin nickel plated varnished



SNVO
Satin. nichelato vern. opaco
Matt Satin nickel plated varn.



ZSC
Satinato Cromato
Satin Chrome



OC
Cromato*
Chrome*



BN
Bianco opaco RAL 9016
Matt white RAL 9016



ANTIGERM™

* Materiale ottone - Brass material

KIT Q-Arte Minimal con serratura magnetica pag. 674 - Q-Arte Minimal KIT with magnetic lock, page 674



Coordinated **Design**



124MR124	124RQ124			

TeknoMetal

Rosetta Minimal 2 mm
Minimal Rose 2 mm

Foro Chiave
Keyhole

Foro Yale
E. profile cylinder

WC Nottolino bagno
Bathroom turn

Sistema Montaggio Garantito - *Guaranteed Assembly System*





Q-Arte 124 / flat JQ8

DESIGN
STUDIO REGUITTI

Q-ARTE è una linea dal design contemporaneo e minimalista in cui geometria ed essenzialità trovano massima espressione in ambienti sobri e moderni. Una superficie netta interpreta il rigore formale delle tendenze stilistiche più attuali.

Q-ARTE collection is characterized by contemporary and minimalistic design: its geometric and coherent lines are enhanced by modern and plain environments. A clear outer layer expresses the formal accuracy typical of the stylistic current trends.


Finiture Finishes



NR
Nero opaco RAL 9005
Matt black RAL 9005



PSB
PVD Satin Black*
PVD Satin Black*



ZSC
Satinato Cromato
Satin Chrome



OC
Cromato*
Chrome*



SNV
Sati. nichelato verniciato
Satin nickel plated varnis.



SNVO
Sat. nichelato vern. opaco
Matt Satin nickel plated varn.





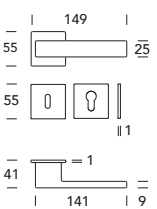

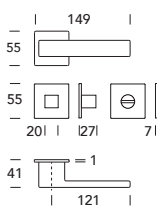
* Materiale ottone - Brass material

■ square




Coordinated **Design**



<p>124MRJQ8  </p> 	<p>124RQJQ8  WC</p> 			
--	--	--	--	--


 TeknoMetal

 Rosetta Flat 1 mm
Flat Rose 1 mm

 Foro Chiave
Keyhole

 Foro Yale
E. profile cylinder

 WC Nottolino bagno
Bathroom turn

 Sistema Montaggio Garantito - *Guaranteed Assembly System*



Q-Arte 124 / Q86

DESIGN **STUDIO REGUITTI**

Q-ARTE è una linea dal design contemporaneo e minimalista in cui geometria ed essenzialità trovano massima espressione in ambienti sobri e moderni. Una superficie netta interpreta il rigore formale delle tendenze stilistiche più attuali.

Q-ARTE collection is characterized by contemporary and minimalistic design: its geometric and coherent lines are enhanced by modern and plain environments. A clear outer layer expresses the formal accuracy typical of the stylistic current trends.

Finiture Finishes




ZSC
Satinato Cromato
Satin Chrome



OC
Cromato*
Chrome*



SNV
Satinato nichelato verniciato
Satin nickel plated varnished



SNVO
Satin. nichelato vern. opaco
Matt Satin nickel plated varn.



BGO
Bronzato graff. opaco
Matt scratched bronzed



NR
Nero opaco RAL 9005
Matt black RAL 9005



BN
Bianco opaco RAL 9016
Matt white RAL 9016



PSB
PVD Satin Black*
PVD Satin Black*



ANTIGERM™

Coordinated Design



124MRQ86	124RQQ86	124MPQ65	124QPQ65	124DKQ15

TeknoMetal
 R16 System
 R1 System
 Foro Chiave Keyhole
 Foro Yale E. profile cylinder

* Materiale ottone - Brass material



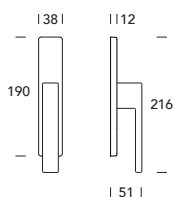
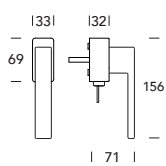
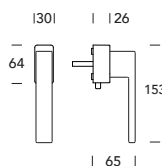
124DKQ75



124DKC71



124SEQ90
124SGQ90



WC Nottolino bagno
Bathroom turn



8 Scatti
8 Positions



SECURBLOCK



SECURKEY



Q-Arte Riga 124 / Q86

DESIGN MAURIZIO DURANTI

Una riga orizzontale incisa nel metallo attraversa Q-ARTE RIGA donandole un nuovo look, insolito ed originale a dispetto della sua naturale semplicità, capace di spezzare visivamente la compattezza di una superficie completamente liscia.

An horizontal stripe is carved in the metal and drives Q-ARTE RIGA, giving a new, unusual and unique appearance, in spite of its genuine simplicity, able to break up the compactness of the smooth outer layer.

Finiture Finishes



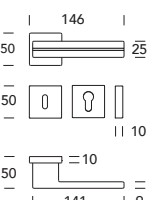

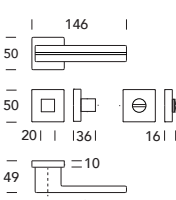

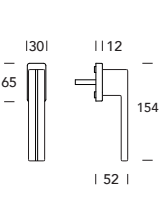

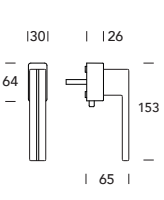

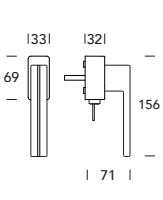


DEC.4 / SC

Satinato Cromato
Satin Chrome

Coordinated Design



<p>124MRQ86-D4  </p> 	<p>124RQ86-D4  WC</p> 	<p>124DKQ15-D4 </p> 	<p>124DKQ75-D4 </p> 	<p>124DKC71-D4 </p> 
---	--	--	--	--

 TeknoMetal

 R16 System

 Foro Chiave
Keyhole

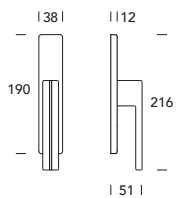
 Foro Yale
E. profile cylinder

WC  Nottolino bagno
Bathroom turn

 square



124SEQ90-D4
124SGQ90-D4



 8 Scatti
8 Positions

 SECURBLOCK

 SECURKEY

Q-Arte Segmenti 124 / Q86

DESIGN MAURIZIO DURANTI

Q-ARTE SEGMENTI dona carattere ed esclusività a case alla moda e locali di tendenza. Il particolare effetto animalier, ideato da Maurizio Duranti, non passa inosservato e offre un tocco glamour ad una maniglia lineare.

Q-ARTE SEGMENTI gives character and a touch of exclusivity to glamour houses and fashionable clubs. The unique animal print pattern, designed by Maurizio Duranti, really draws your attention and offers little charm to this plain handle.

Finiture Finishes



DEC.3 / SC
Satinato Cromato
Satin Chrome





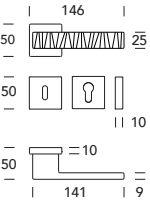


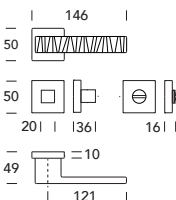

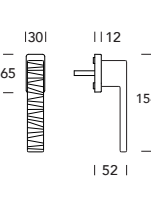

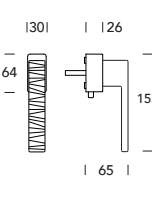

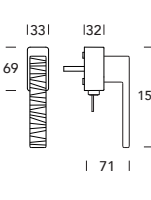
DEC.3 / NR
Nero opaco RAL 9005
Matt black RAL 9005




DEC.3 / BGO
Bronzato graff. opaco
Matt scratched bronzed

Coordinated Design



<p>124MRQ86-D3  </p> 	<p>124RQ86-D3  </p> 	<p>124DKQ15-D3 </p> 	<p>124DKQ75-D3 </p> 	<p>124DKC71-D3 </p> 
---	---	--	--	--

 TeknoMetal

 R16 System

 Foro Chiave
Keyhole

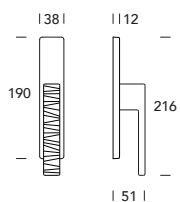
 Foro Yale
E. profile cylinder


 Nottolino bagno
Bathroom turn

 square



124SEQ90-D3
124SGQ90-D3



 8 Scatti
8 Positions

 SECURBLOCK

 SECURKEY

 ANTIGERM™





Q-Arte XL 432 / Q56

DESIGN
STUDIO REGUITTI

Nella versione XL della collezione di maniglie Q-ARTE lo sviluppo di un'impugnatura allungata consente una presa ferma e confortevole, perfetta espressione delle più attuali tendenze che vedono l'oversize quale concept d'arredo moderno.

With a elongated handle, the XL version of Q-ARTE collection allows a comfortable and firm grip, perfect expression of the most current trends that identify oversize as a modern furnishing concept.

Finiture Finishes



OSC
Satinato Cromato
Satin Chrome



OC
Cromato
Chrome







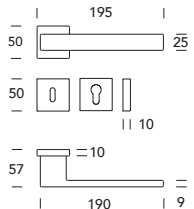
NR
Nero opaco RAL 9005
Matt black RAL 9005






Coordinated **Design**




<p>432MRQ56   </p> 				
--	--	--	--	--

 Ottone
Brass

 R16 System

 Foro Chiave
Keyhole

 Foro Yale
E. profile cylinder

 Imp. Allungata
Increased size





Q-Color 424 / minimal 124

DESIGN
STUDIO REGUITTI


Sicura nella presa, leggera nei volumi, raffinata nell'abbinamento tra inserti diversi, Q-COLOR rappresenta un piacevole connubio fra robustezza e creatività. Capace di inserirsi con carattere e personalità sulle superfici di porte dal design moderno abbinando la cromaticità dell'inserto al colore della porta.

Q-COLOR is a pleasant combination of strength and creativity, enhanced by the possibility to choose among different inserts. It fits with character and personality to the modern design of doors surfaces, matching the chromaticity of the insert to the color of the door.

Finiture Finishes



BNV/SC
Satinato cromato / ABS Bianco
Satin chrome / ABS White



NRV/SC
Satinato cromato / ABS Nero
Satin chrome / ABS Black



BNV/CR
Cromato / ABS Bianco
Chrome / ABS White



NRV/CR
Cromato / ABS Nero
Chrome / ABS Black

ESEMPI DI ALTRI INSERTI IN ABS A RICHIESTA EXAMPLE OF OTHER ABS INSERTS ON REQUEST



Brown



Sand



Grey



Light Blue



KIT Q-Color Minimal con serratura magnetica pag. 674 - **Q-Color Minimal KIT** with magnetic lock, page 674

■ square



N NEW

Coordinated **Design**



ABS Insetto ABS
ABS Insert

424MR124	424RQ124			

TeknoMetal

Rosetta Minimal 2 mm
Minimal Rose 2 mm

Foro Chiave
Keyhole

Foro Yale
E. profile cylinder

WC Nottolino bagno
Bathroom turn

SMG Sistema Montaggio Garantito - *Guaranteed Assembly System*



Q-Color 424 / slim Q01

DESIGN **STUDIO REGUITTI**

Sicura nella presa, leggera nei volumi, raffinata nell'abbinamento tra inserti diversi, Q-COLOR rappresenta un piacevole connubio fra robustezza e creatività. Capace di inserirsi con carattere e personalità sulle superfici di porte dal design moderno abbinando la cromaticità dell'inserto al colore della porta.

Q-COLOR is a pleasant combination of strength and creativity, enhanced by the possibility to choose among different inserts. It fits with character and personality to the modern design of doors surfaces, matching the chromaticity of the insert to the color of the door.

Finiture *Finishes*



ESEMPI DI ALTRI INSERTI IN ABS A RICHIESTA *EXAMPLE OF OTHER ABS INSERTS ON REQUEST*



Coordinated **Design**



424MRQ01 	424RQQ01 WC 	424DKQ15 	424DKQ75 	424DKC71
---------------------	-------------------------------	---------------------	---------------------	---------------------

TeknoMetal	Rosetta Slim 5 mm <i>Slim Rose 5 mm</i>	Foro Chiave <i>Keyhole</i>	Foro Yale <i>E. profile cylinder</i>	WC Nottolino bagno <i>Bathroom turn</i>
-------------------	---	--------------------------------------	--	--

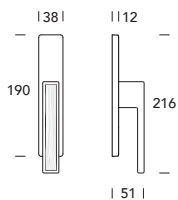
square



N NEW



424SEQ90
424SGQ90



8 Scatti
8 Positions



SECURBLOCK



SECURKEY



Inserto in ABS
ABS Insert






Q-Insert 425 / minimal 124

DESIGN
STUDIO REGUITTI

Caldo, pregiato e sempre elegante: il legno è uno dei materiali più usati per arredare le nostre case e ora le più pregiate sfumature della terra decorano anche l'impugnatura di Q-INSERT: Ebano, affascinante e misterioso, o Wengé, intenso e alla moda.

Warm, precious and always elegant: wood is the most widely used material among the materials available to furnish our homes and now the exquisite shades of the earth decorate also the grip of Q-INSERT. Ebony, captivating and mysterious, or Wengé, dense and charming.

Finiture Finishes



EB/SC
Satinato cromato / Ebano
Satin chrome / Ebony



EB/CR
Cromato / Ebano
Chrome / Ebony



WE/SC
Satinato Cromato / Wengé
Satin chrome / Wengé



WE/CR
Cromato / Wengé
Chrome / Wengé




KIT Q-Insert Minimal con serratura magnetica pag. 674 - **Q-Insert Minimal KIT** with magnetic lock, page 674



Coordinated **Design**



 **Inserto in legno**
Wood Insert

<p>425MR124  </p> <p>141</p> <p>26</p> <p>25</p> <p>40</p> <p>125</p> <p>139</p> <p>41</p> <p>141</p>	<p>425RQ124  WC</p> <p>141</p> <p>26</p> <p>25</p> <p>12</p> <p>201</p> <p>128</p> <p>116</p> <p>139</p> <p>41</p> <p>121</p>			
--	--	--	--	--

 **TeknoMetal**

 **Rosetta Minimal 2 mm**
Minimal Rose 2 mm

 **Foro Chiave**
Keyhole

 **Foro Yale**
E. profile cylinder

WC **Nottolino bagno**
Bathroom turn

 **Sistema Montaggio Garantito - Guaranteed Assembly System**



Q-Insert 425 / Q86

DESIGN **STUDIO REGUITTI**

Caldo, pregiato e sempre elegante: il legno è uno dei materiali più usati per arredare le nostre case e ora le più pregiate sfumature della terra decorano anche l'impugnatura di Q-INSERT: Ebano, affascinante e misterioso, o Wengé, intenso e alla moda.

Warm, precious and always elegant: wood is the most widely used material among the materials available to furnish our homes and now the exquisite shades of the earth decorate also the grip of Q-INSERT. Ebony, captivating and mysterious, or Wengé, dense and charming.

Finiture Finishes



EB/SC
Satinato cromato / Ebano
Satin chrome / Ebony



EB/CR
Cromato / Ebano
Chrome / Ebony





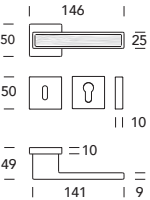

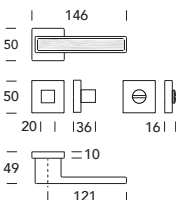

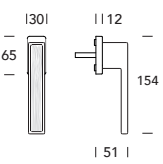

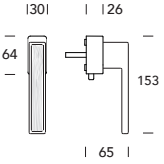

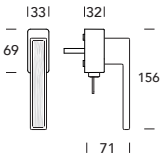
WE/SC
Satinato Cromato / Wengé
Satin chrome / Wengé




WE/CR
Cromato / Wengé
Chrome / Wengé

Coordinated Design



<p>425MRQ86  </p> 	<p>425RQQ86  WC</p> 	<p>425DKQ15 </p> 	<p>425DKQ75 </p> 	<p>425DKC71 </p> 
--	--	---	---	---

 TeknoMetal

 R16 System

 Foro Chiave
Keyhole

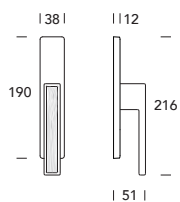
 Foro Yale
E. profile cylinder

WC Nottolino bagno
Bathroom turn

 square




425SEQ90
425SGQ90



8 8 Scatti
8 Positions

 SECURBLOCK

 SECURKEY

 Inserto in legno
Wood Insert

Q-Line 194 / Q86

DESIGN **STUDIO REGUITTI**

Q-LINE ha un profilo pulito e delicato, perfetta sintesi di una ricerca volta a ridurre ai minimi termini tutto ciò che è superfluo. Il risultato è una presa ferma e sicura oltre a un aspetto di notevole appeal.

Q-LINE has a clear and gentle aspect, the ideal synthesis of a reasoned reduction of volumes and measurements in order to delete everything's redundant. The result is a comfy and safe grip, as well as a really good looking appearance.

Finiture Finishes









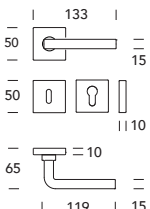
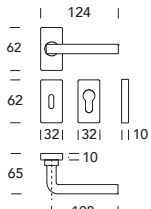
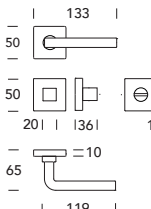
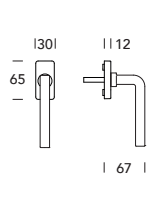
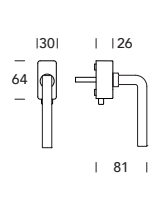


ZSC


Satinato Cromato
Satin Chrome

Coordinated Design



194MRQ86	194MR9Q6	194RQQ86	194DKQ15	194DKQ75
 	 	 		
 <p>133 50 15 50 1110 65 10 119 15</p>	 <p>124 62 62 1321 1321 1110 65 10 108 </p>	 <p>133 50 50 201 1361 161 65 10 119 </p>	 <p>1301 112 65 141 67 </p>	 <p>1301 126 64 140 81 </p>

 TeknoMetal

 R16 System

 Foro Chiave
Keyhole

 Foro Yale
E. profile cylinder

 WC Nottolino bagno
Bathroom turn

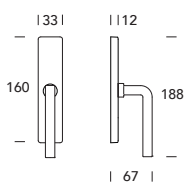
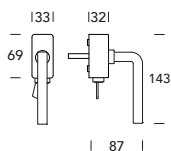
 square



194DKC71



194SEQ13
194SGQ13



SECURBLOCK



SECURKEY



Q-Mini 142 / Q86

DESIGN **STUDIO REGUITTI**

Q-MINI reinterpreta in chiave minimal lo stile moderno dei best seller d'arredo mediante la riduzione delle proporzioni, per esaltare al meglio il design di ambienti contemporanei e di tendenza.

By reducing measurements and proportions, Q-MINI is the new expression of the minimalistic current trends typical of décor best-sellers, in order to enhance the style of modern and fashionable environments.

Finiture Finishes



ZSC
Satinato Cromato
Satin Chrome



OC
Cromato*
Chrome*



SNVO
Sat. nichelato vern. opaco
Matt Sat. nickel plated varn.



BGO
Bronzato graff. opaco
Matt scratched bronzed



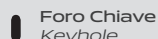
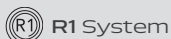
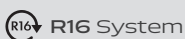
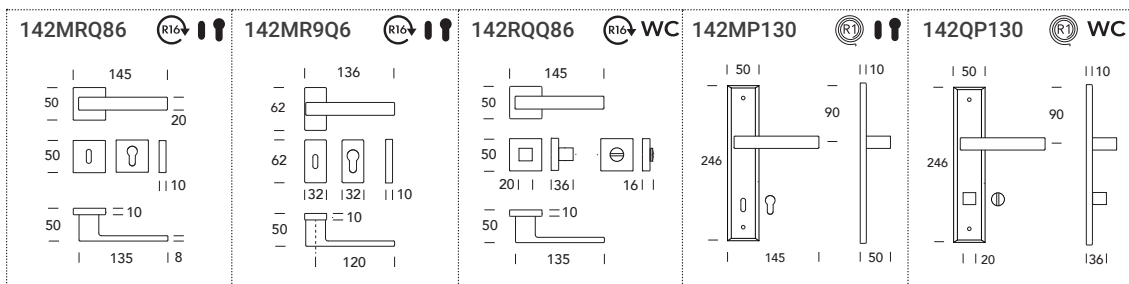
PSB
PVD Satin black*
PVD Satin black*



NR
Nero opaco RAL 9005
Matt black RAL 9005



Coordinated Design



* Materiale ottone - Brass material





142DKQ15



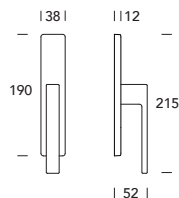
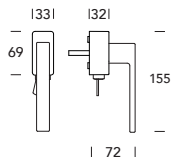
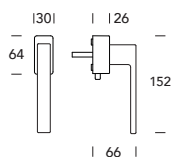
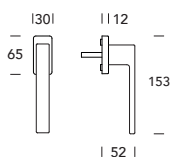
142DKQ75



142DKC71



142SEQ90
142SGQ90



WC Nottolino bagno
Bathroom turn



8 Scatti
8 Positions



SECURBLOCK



SECURKEY



Q-Mini26 Q26 / Q86

DESIGN **STUDIO REGUITTI**

Lo stile essenziale e minimal della apprezzata famiglia Q-Mini rivive in questa nuova proposta Q-MINI26 caratterizzata dal collo dell'impugnatura ribassato, così studiata per rispondere alle speciali esigenze progettuali dell'arredo contemporaneo.

The essential and minimalist style of the popular Q-Mini family lives on in Q-MINI26, the new proposal characterized by a grip with lowered neck, designed to meet the special design requirements of contemporary furniture.

Finiture *Finishes*



ZSC

Satinato Cromato
Satin Chrome



Coordinated **Design**



Q26MRQ86	Q26MR9Q6	Q26DKQ15	Q26DKQ75	Q26DKC71

TeknoMetal

R16 System

Foro Chiave
Keyhole

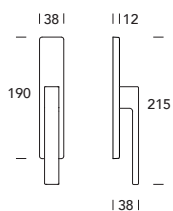
Foro Yale
E. profile cylinder

8 Scatti
8 Positions

square



Q26SEQ90
Q26SGQ90



 SECURBLOCK

 SECURKEY

 Imp. Ribassata
Reduced size



Q-Plus 423 / Q86

DESIGN **STUDIO REGUITTI**

Un insieme ragionato di forme geometriche elementari definisce il rigore razionalista di Q-Plus, una maniglia che cattura l'occhio per il design ridotto ai minimi termini, e la mano per la presa salda e precisa.

A rational combination of simple geometric shapes defines the rationalist rigour of Q-Plus; an eye-catching handle thanks to its minimal design, offering a firm and precise grip.

Finiture *Finishes*

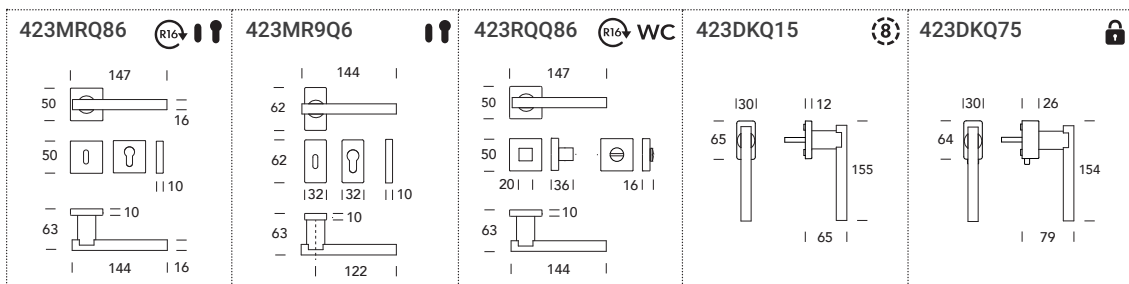


OC
Cromato
Chrome



OSC
Satinato Cromato
Satin Chrome

Coordinated **Design**



Ottone
Brass

R16 System

Foro Chiave
Keyhole

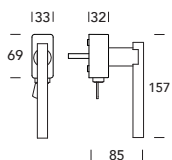
Foro Yale
E. profile cylinder

WC **Nottolino bagno**
Bathroom turn

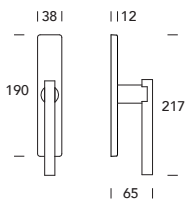
square




423DKC71



423SEQ90
423SGQ90



 8 Scatti
8 Positions



SECURBLOCK



SECURKEY





Q-Star 429 / flat JQ8

DESIGN
STUDIO REGUITTI

Q-STAR è una stella nel firmamento dei complementi minimal design. Un gioco di incastri fra volumi dalle forme geometriche definisce un linguaggio attuale e di grande impatto celebrando il puro stile funzionalista.

Q-STAR is a star in the firmament of minimal design complements. A three dimensional puzzle of geometric shapes emanates a contemporary and eye-catching flair; a celebration of purely functionalist style.

Finiture Finishes



OSC
Satinato Cromato
Satin Chrome



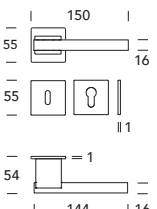

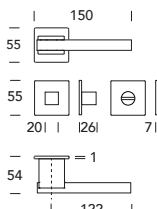


OC
Cromato
Chrome



Coordinated **Design**



<p>429MRJQ8  </p> 	<p>429RQJQ8  WC</p> 			
---	--	--	--	--

 **Ottone**
Brass

 **Rosetta Flat 1 mm**
Flat Rose 1 mm

 **Foro Chiave**
Keyhole

 **Foro Yale**
E. profile cylinder

WC **Nottolino bagno**
Bathroom turn



Q-Star 429 / Q86

DESIGN **STUDIO REGUITTI**

Q-STAR è una stella nel firmamento dei complementi minimal design. Un gioco di incastri fra volumi dalle forme geometriche definisce un linguaggio attuale e di grande impatto celebrando il puro stile funzionalista.

Q-STAR is a star in the firmament of minimal design complements. A three dimensional puzzle of geometric shapes emanates a contemporary and eye-catching flair; a celebration of purely functionalist style.

Finiture Finishes










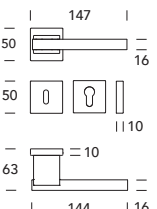
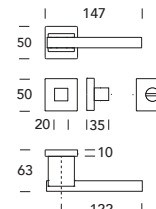
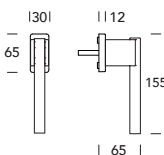
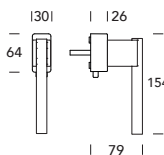
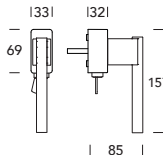
OSC
Satinato Cromato
Satin Chrome




OC
Cromato
Chrome

Coordinated Design



429MRQ86	429RQ86	429DKQ15	429DKQ75	429DKC71
 	 			
				


 **Ottone**
Brass

 **R16 System**

 **Foro Chiave**
Keyhole

 **Foro Yale**
E. profile cylinder

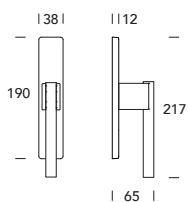
WC **Nottolino bagno**
Bathroom turn

 **Sistema Montaggio Garantito - Guaranteed Assembly System**

 **square**



429SEQ90
429SGQ90



8 8 Scatti
8 Positions



SECURBLOCK



SECURKEY

Q-Ubik 422 / Q86

DESIGN **STUDIO REGUITTI**

Q-Ubik è espressione della dialettica fra pulizia delle forme e morbidezza visiva che si manifesta nell'incontro fra tratti netti e spigoli arrotondati, oltre che nel gioco di incastri e richiami formali.

Q-Ubik is the dialectic of clean lines and visual softness which manifests in the encounter between sharp edges and rounded corners, and in the three dimensional puzzle of geometric shapes and formal evocations.

Finiture Finishes



OSC
Satinato Cromato
Satin Chrome



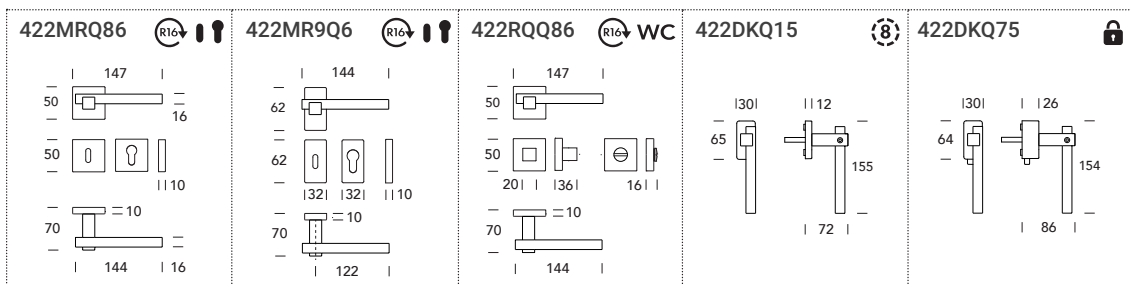
OC
Cromato
Chrome

Coordinated Design



DX

DX



Ottone
Brass

R16 System

Foro Chiave
Keyhole

Foro Yale
E. profile cylinder

WC Nottolino bagno
Bathroom turn

Sistema Montaggio Garantito - Guaranteed Assembly System

square



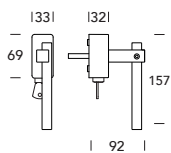
DX



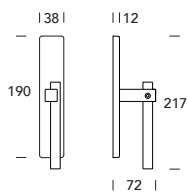
DX



422DKC71



422SEQ90
422SGQ90



8 Scatti
8 Positions



SECURBLOCK



SECURKEY

Quark 144 / Q46

DESIGN **STUDIO REGUITTI**

Elementare nelle forme, forte e decisa nella presa, proprio come un QUARK, questa maniglia risponde in modo puntuale alle più moderne richieste progettuali con un design semplice, un concept minimal e una geometria essenziale.

Elementary in shapes, strong and decisive in the grip, just like a QUARK, this handle timely responds to the most modern design requirements with a simple design, a minimal concept and an essential geometry.

Finiture Finishes

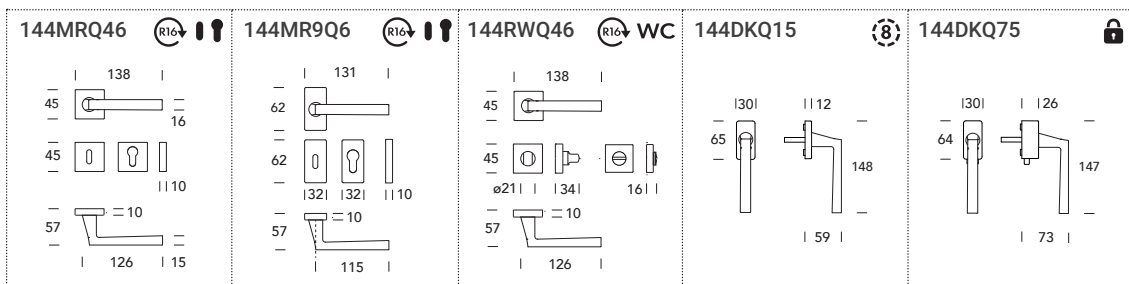



ZSC
Satinato Cromato
Satin Chrome



NR
Nero opaco RAL 9005
Matt black RAL 9005

Coordinated Design



TeknoMetal


R16 System

Foro Chiave
Keyhole

Foro Yale
E. profile cylinder

WC Nottolino bagno
Bathroom turn

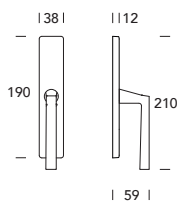
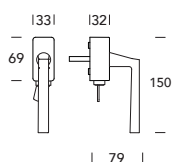
square



144DKC71



144SEQ90
144SGQ90



8 Scatti
8 Positions



SECURBLOCK



SECURKEY






R-Strass 420 / minimal 124

DESIGN
STUDIO REGUITTI

Un vero e proprio gioiello per la propria casa, un gioco di luci e riflessi creato da una cascata di candidi cristalli Swarovski incastonati in una forma dal design moderno: questa è la maniglia R-STRASS, una collezione capace di impreziosire qualunque ambiente.

A jewel for your home. Lightning and reflection effects created by a sequence of pure Swarovski crystals set in a modern design form: this is the R-STRASS handle, designed to highlight any setting.

Finiture Finishes



STRASS/NR

Strass su Nero opaco RAL 9005*
Strass on matt black RAL 9005*



STRASS/BGO

Strass su bronzato graff. opaco
Strass on matt scratched bronzed



STRASS/CR


Strass su cromato*
Strass on chrome*



STRASS/SC

Strass su satinato cromato
Strass on satin chrome

* Materiale ottone - Brass material



KIT R-Strass Minimal con serratura magnetica pag. 675 - R-Strass Minimal KIT with magnetic lock, page 675



N NEW

Coordinated **Design**



420MR124	420RQ124			



ANTIGERM™



Crystals from Swarovski®

SMG Sistema Montaggio Garantito - *Guaranteed Assembly System*



R-Strass 420 / slim Q01

DESIGN **STUDIO REGUITTI**

Un vero e proprio gioiello per la propria casa, un gioco di luci e riflessi creato da una cascata di candidi cristalli Swarovski incastonati in una forma dal design moderno: questa è la maniglia R-STRASS, una collezione capace di impreziosire qualunque ambiente.

A jewel for your home. Lightning and reflection effects created by a sequence of pure Swarovski crystals set in a modern design form: this is the R-STRASS handle, designed to highlight any setting.

Finiture Finishes



STRASS/BGO

Strass su bronzato graff. opaco
Strass on matt scratched bronzed



STRASS/NR

Strass su Nero opaco RAL 9005
Strass on matt black RAL 9005



STRASS/CR

Strass su cromato*
Strass on chrome*



STRASS/SC

Strass su satinato cromato
Strass on satin chrome

Coordinated Design



420MRQ01	420RQ01	420DKQ15	420DKQ75	420DKC71

TeknoMetal

Rosetta Slim 5 mm
Slim Rose 5 mm

Foro Chiave
Keyhole

Foro Yale
E. profile cylinder

WC Nottolino bagno
Bathroom turn

* Materiale ottone - Brass material

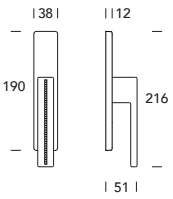
square



N NEW




420SEQ90
420SGQ90



 8 Scatti
8 Positions

 SECURBLOCK

 SECURKEY

 ANTIGERM™

 Crystals from
Swarovski®



Spring 141 / Q46

DESIGN **STUDIO REGUITTI**

Ergonomia, praticità d'uso e stile urbano, così da poter essere trasversale alle più varie esigenze progettuali. SPRING è la maniglia che soddisfa le richieste dell'arredamento contemporaneo: comfort, durata, piacevolezza ed eleganza.

Contoured shape, handiness and urban style: SPRING is especially suitable for many designing needs. This handle is able to meet the requirements of contemporary décor: comfort, long lasting, beauty and elegance.

Finiture Finishes



ZSC
Satinato Cromato
Satin Chrome



ZCR
Cromato
Chrome



NR
Nero opaco RAL 9005
Matt black RAL 9005

Coordinated Design



<p>141MRQ46 </p>	<p>141MR9Q6 </p>	<p>141RWQ46 WC</p>	<p>141DKQ15 </p>	<p>141DKQ75 </p>
-------------------------	-------------------------	----------------------------------	-------------------------	-------------------------

TeknoMetal

R16 System

Foro Chiave
Keyhole

Foro Yale
E. profile cylinder

WC Nottolino bagno
Bathroom turn

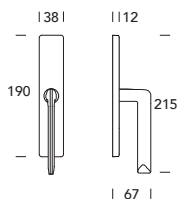
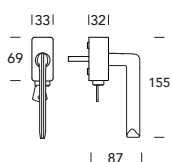
square



141DKC71



141SEQ90
141SGQ90



8 Scatti
8 Positions

SECURBLOCK

SECURKEY





Uniqua 199 / 199

DESIGN
STUDIO REGUITTI

“Le maniglie diventano grandi”. UNIQA nasce dal giusto equilibrio tra proporzioni e forme lineari. I nuovi volumi amplificati la rendono funzionale e mai ingombrante, un pezzo unico di design, originale ed ergonomico.

“Enlarged handles”. UNIQA was created with a balance between proportions and linear forms. The new voluminous forms make this handle functional yet never overpowering. A unique design; original and ergonomic.

Finiture Finishes



ZSC
Satinato Cromato
Satin Chrome



PVD INOX
PVD Inox Satinato
PVD Satin Inox



RPM RPM System

R16 R16 System

Foro Chiave
Keyhole

Foro Yale
E. profile cylinder

WC Nottolino bagno
Bathroom turn







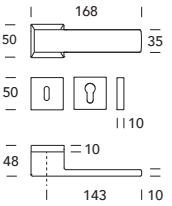
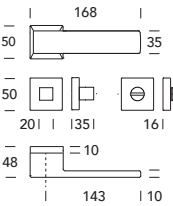
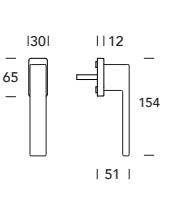
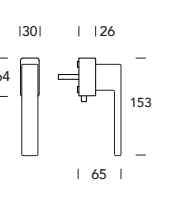
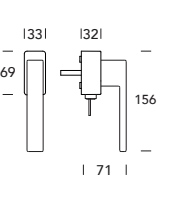
SMG Sistema Montaggio Garantito - *Guaranteed Assembly System*

square



Coordinated **Design**



199MR199	199RQ199	199DKQ15	199DKQ75	199DKC71
 	 WC			
 <p>168 35 50 1110 48 10 143 110 </p>	 <p>168 35 50 1110 201 1351 161 48 10 143 110 </p>	 <p>1301 1112 65 154 151 </p>	 <p>1301 126 64 153 165 </p>	 <p>1331 1321 69 156 171 </p>

 TeknoMetal

 8 Scatti
8 Positions

 SECURBLOCK

 SECURKEY

 PVD
ULTRA FINISH





Wonder 113 / minimal 113


Wonder è una linea dal design contemporaneo e minimalista in cui geometria ed essenzialità trovano massima espressione in ambienti moderni e alla moda. Il particolare effetto triangolare, ideato da Sergio Baronchelli, non passa inosservato e dona un tocco deciso dal design unico, originale ed ergonomico.

Wonder is a line with a contemporary and minimalist design. Its geometry and essentiality find maximum expression in modern and fashionable environments. The special triangular effect, created by Sergio Baronchelli, is attractive, charming and gives a definite touch with a unique, original and ergonomic design.

DESIGNER
SERGIO BARONCHELLI



Finiture Finishes



NR
Nero opaco RAL 9005
Matt black RAL 9005



ZSC
Satinato Cromato
Satin Chrome



ZCR
Cromato
Chrome



SNVO
Satinato nichelato opaco
Matt satin nickel



BLACK SOFT TOUCH
Nero soft touch
Black soft touch



TeknoMetal



Rosetta Minimal 2 mm
Minimal Rose 2 mm



Foro Chiave
Keyhole



Foro Yale
E. profile cylinder




WC Nottolino bagno
Bathroom turn



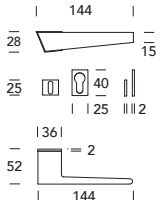
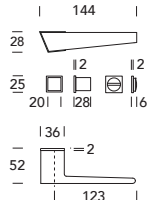
KIT Wonder Minimal con serratura magnetica pag. 675 - **Wonder Minimal KIT** with magnetic lock, page 675




N NEW


Coordinated **Design**



113MR113 	113RQ113  WC			
				

 **ANTIGERM™**

 **Nero soft touch**
Black soft touch

 **Sistema Montaggio Garantito - Guaranteed Assembly System**



Wonder

Art. 113 / slim Q01

Wonder è una linea dal design contemporaneo e minimalista in cui geometria ed essenzialità trovano massima espressione in ambienti moderni e alla moda. Il particolare effetto triangolare, ideato da Sergio Baronchelli, non passa inosservato e dona un tocco deciso dal design unico, originale ed ergonomico.

Wonder is a line with a contemporary and minimalist design. Its geometry and essentiality find maximum expression in modern and fashionable environments. The special triangular effect, created by Sergio Baronchelli, is attractive, charming and gives a definite touch with a unique, original and ergonomic design.

DESIGNER
SERGIO BARONCHELLI



Finiture Finishes



ZSC
Satinato cromato
Satin Chrome



ZCR
Cromato
Chrome



NR
Nero opaco RAL 9005
Matt Black RAL 9005



SNVO
Satinato nichelato opaco
Matt Satin nickel



BLACK SOFT TOUCH
Nero soft touch
Black soft touch



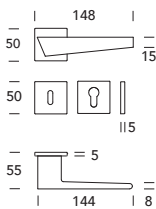

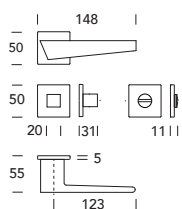

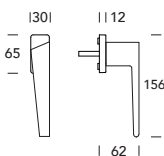

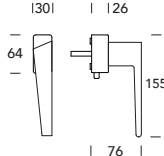

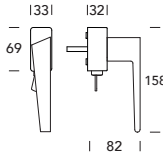
Coordinated Design



DX

DX

DX

<p>113MRQ01  </p> 	<p>113RQ01  WC</p> 	<p>113DKQ15 </p> 	<p>113DKQ75 </p> 	<p>113DKC71 </p> 
--	---	---	---	--

 TeknoMetal


 Rosetta Slim 5 mm
Slim Rose 5 mm

 Foro Chiave
Keyhole

 Foro Yale
E. profile cylinder

WC  Nottolino bagno
Bathroom turn

 square

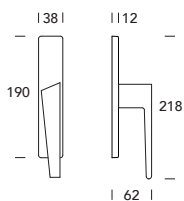


N NEW



DX

113SEQ90
113SGQ90




8 8 Scatti
8 Positions

 SECURBLOCK

 SECURKEY

 ANTIGERM™

 Nero soft touch
Black soft touch



● Tonda *Round*

Maniglie / Rosetta tonda

Door handles / Round rosette

Alfabetico Name



Alisè
171MR pag. 116



Astra / minimal
184MR pag. 130



Cleo
347MR pag. 144



Ellisse
352MR pag. 158



Alma
185MR pag. 118



Astra
184MR pag. 132



Collo Basso
026MR pag. 146



Extra Bassa
B76MR pag. 160



Apri / minimal
121MR pag. 120



Betty
183MR pag. 134



Desy
137MR pag. 148



Florida
016MR pag. 162



Apri / flat
121MR pag. 122



Brixton
342MR pag. 136



Elegance / minimal
005MR pag. 150



Gentile
382MR pag. 164



Apri
121MR pag. 124



Brixton B
343MR pag. 138



Elegance / slim
005MR pag. 152



Golf
J15MR pag. 166



Arca
134MR pag. 126



Chris
079MR pag. 140



Elena
030MR pag. 154



Grazia
070MR pag. 168



Arja
197MR pag. 128



Claudia
101MR pag. 142



Ellisse
352MR pag. 156



Ixia / minimal
J40MR pag. 170



Ixia
J40MR pag. 172



Moira
066MR pag. 186



Q-10
119MR pag. 200



Waltham
336MR pag. 214



L-Plus
140MR pag. 174



Monia
037MR pag. 188



Sabina
031MR pag. 202



Winchester
337MR pag. 216



Laser
130MR pag. 176



Open
139MR pag. 190



Sasha
173MR pag. 204



Lory
127MR pag. 178



Phedra
133MR pag. 192



Shut
196MR pag. 206



M7-1 / minimal
007MR pag. 180



Public
125MR pag. 194



Spring / minimal
141MR pag. 208



M7-2 / slim
008MR pag. 182



Q-10 / minimal
119MR pag. 196



Spring
141MR pag. 210



Miriam
225MR pag. 184



Q-10 / flat
119MR pag. 198



Triangolo
273MR pag. 212



Alisè 171 / 416

DESIGN **STUDIO REGUITTI**

ALISÈ è la maniglia dalla forma affusolata e dal profilo rotondeggiante dedicata a chi ama uno stile contemporaneo dai richiami romantici. L'impugnatura rigonfia rassicura, rendendo la presa certa e decisa.

ALISÈ is characterized by slim shape and rounded aspect and it is dedicated to people who love a contemporary style embellished with romantic details. The smooth grip makes this handle really safe and secure.

Finiture Finishes



LV
Lucido verniciato
Polished varnished



BG
Bronzato graffiato
Scratched bronzed



BGO
Bronzato graff. opaco
Matt scratched bronzed



NR
Nero opaco RAL 9005*
Matt black RAL 9005*



PVD
PVD lucido oro
PVD gold



ZSC
Satinato Cromato*
Satin Chrome*

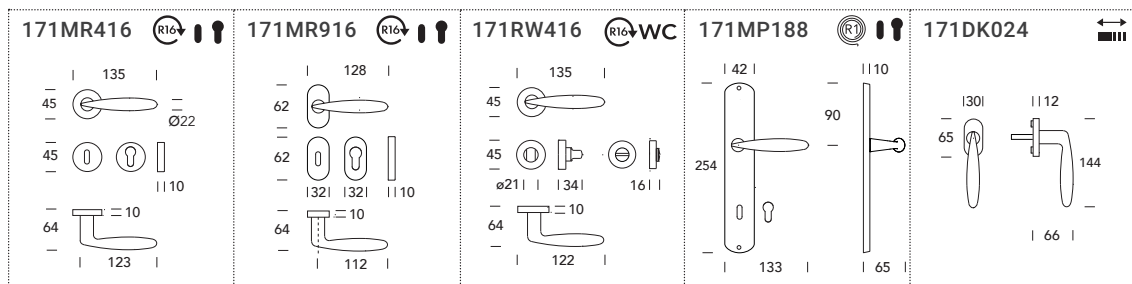
Coordinated Design



ANTIGERM™



PVD
ULTRA FINISH



Ottone
Brass



R16 System



R1 System



Foro Chiave
Keyhole



Foro Yale
E. profile cylinder

* Materiale TeknoMetal - TeknoMetal Material

round



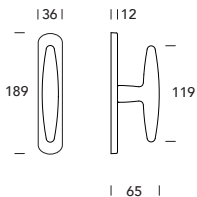
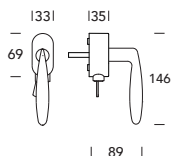
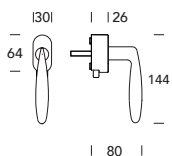
171DK075



171DKC67



171CR070
171MA070



WC Nottolino bagno
Bathroom turn

Autoregolante
Self adjusting

SECURBLOCK

SECURKEY



Alma 185 / 006

DESIGN **STUDIO REGUITTI**

ALMA rievoca l'originalità di strumenti musicali fatti a mano, ricorda corna di animali già estinti, celebra lo spirito antico di utensili di vita quotidiana. Una maniglia dedicata a chi ama il classico, ma non vuole rinunciare al contemporaneo.

ALMA recalls the originality of handmade musical instruments, the antlers of extinct animals; it celebrates the ancient spirit of everyday tools. A handle dedicated to those who love all that is classic, yet who don't want to renounce contemporaneity.

Finiture Finishes



OS
Satinato verniciato
Satin varnished



LV
Lucido verniciato
Polished varnished

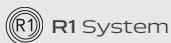
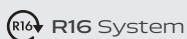
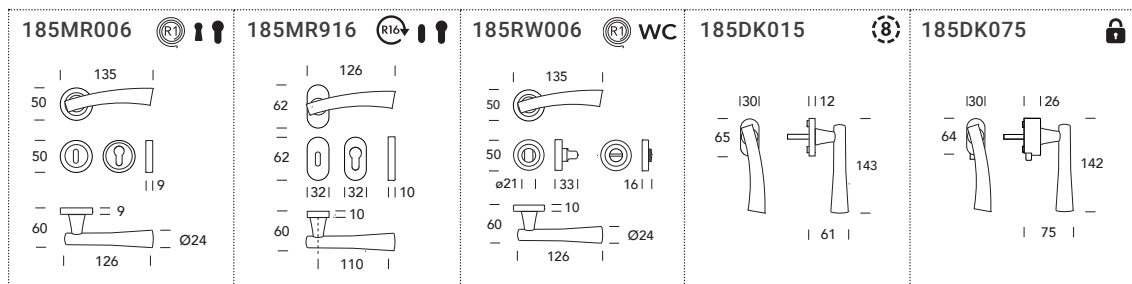


OC
Cromato
Chrome



OSC
Satinato cromato
Satin Chrome

Coordinated Design





DX



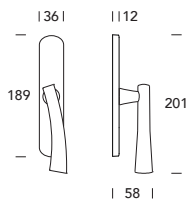
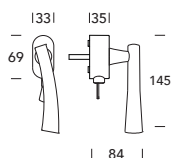
DX



185DKC67



185SE070
185SG070



WC Nottolino bagno
Bathroom turn



8 Scatti
8 Positions



SECURBLOCK



SECURKEY





Apri 121 / minimal 022

APRI è un invito vivace e ironico a entrare. È un gioco stilistico dall'effetto vincente, al confine fra sensualità e pragmatismo. È la dinamicità di un segno grafico appena accennato, ma dalla forte personalità.

APRI is a vibrant and ironic invitation to enter a room. It's a stylistic game with a winning effect, on the border between sensuality and pragmatism. It is the dynamism of a faintly sketched graphic symbol, at the same time exuding a strong personality.

Finiture Finishes



OSC
Satinato cromato
Satin Chrome












OC
Cromato
Chrome

KIT Apri Minimal con serratura magnetica pag. 675 - **Apri Minimal KIT** with magnetic lock, page 675



Coordinated **Design**



<p>121MR022</p>  	<p>121RW022</p> 			
<p>25 133 </p> 	<p>25 133 </p> 			
<p>25 40 </p>  <p>125 12</p>	<p>25 12 12</p>  <p>201 126 116</p>			
<p>55 =2 </p>  <p>131 </p>	<p>55 =2 </p>  <p>131 </p>			

Ottone
Brass

Rosetta Minimal 2 mm
Minimal Rose 2 mm

Foro Chiave
Keyhole

Foro Yale
E. profile cylinder

WC Nottolino bagno
Bathroom turn

SMG Sistema Montaggio Garantito - *Guaranteed Assembly System*





Apri 121 / flat J08

APRI è un invito vivace e ironico a entrare. È un gioco stilistico dall'effetto vincente, al confine fra sensualità e pragmatismo. È la dinamicità di un segno grafico appena accennato, ma dalla forte personalità.

APRI is a vibrant and ironic invitation to enter a room. It's a stylistic game with a winning effect, on the border between sensuality and pragmatism. It is the dynamism of a faintly sketched graphic symbol, at the same time exuding a strong personality.

Finiture Finishes



OSC
Satinato cromato
Satin Chrome



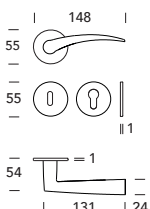

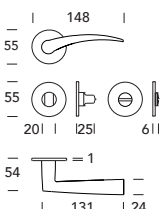



OC
Cromato
Chrome



Coordinated **Design**



<p>121MRJ08  </p> 	<p>121RWJ08  WC</p> 			
--	--	--	--	--

 Ottone
Brass

 Rosetta Flat 1mm
Flat Rose 1mm

 Foro Chiave
Keyhole

 Foro Yale
E. profile cylinder

WC Nottolino bagno
Bathroom turn



Apri 121 / 816

DESIGN **STUDIO REGUITTI**

APRI è un invito vivace e ironico a entrare. È un gioco stilistico dall'effetto vincente, al confine fra sensualità e pragmatismo. È la dinamicità di un segno grafico appena accennato, ma dalla forte personalità.

APRI is a vibrant and ironic invitation to enter a room. It's a stylistic game with a winning effect, on the border between sensuality and pragmatism. It is the dynamism of a faintly sketched graphic symbol, at the same time exuding a strong personality.

Finiture Finishes



OSC
Satinato cromato
Satin Chrome



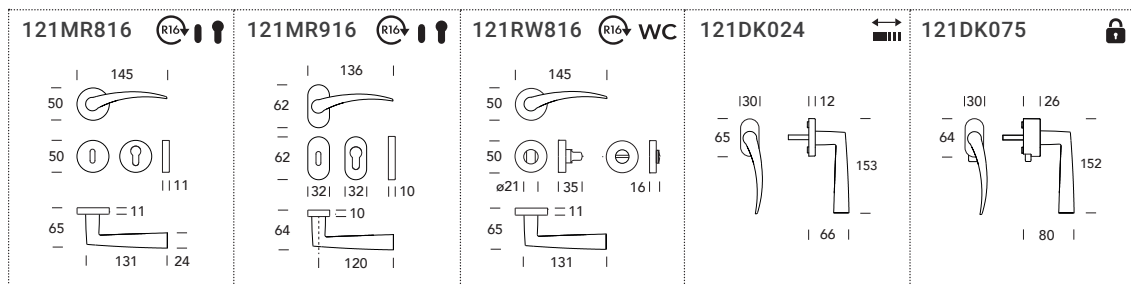
OC
Cromato
Chrome

Coordinated Design



DX

DX



Ottone
Brass

R16 System

Foro Chiave
Keyhole

Foro Yale
E. profile cylinder

WC Nottolino bagno
Bathroom turn

round



DX



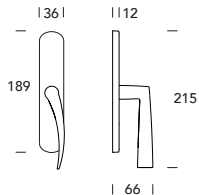
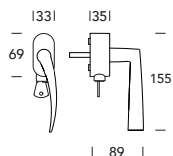
DX



121DKC67



121SE070
121SG070



↔ Autoregolante
Self adjusting



SECURBLOCK



SECURKEY



Arca 134 / 416

DESIGN **STUDIO REGUITTI**

La linea leggermente ricurva di ARCA offre una rilettura in chiave moderna della classica maniglia aristocratica. La doppia finitura, lucida e satinata in abbinamento, conferisce un'estetica raffinata ad un'impugnatura solida e proporzionata.

The slightly curved shape of ARCA offers a modern reinterpretation of classic aristocratic handles. The double finish, polished and satin in combination, gives a refined aesthetic to a solid and proportioned grip.

Finiture Finishes



OS/LV

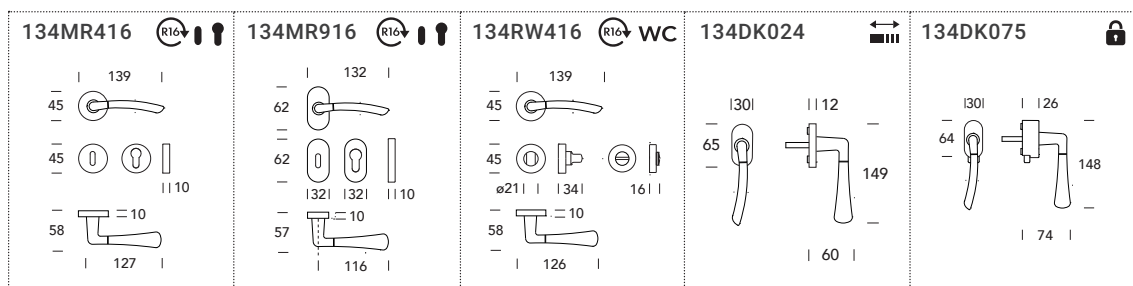
Satinato verniciato / Lucido verniciato
Satin varnished / Polished varnished



OSC/OC

Satinato cromato / Cromato
Satin chrome / Chrome

Coordinated Design



Ottone
Brass

R16 System

Foro Chiave
Keyhole

Foro Yale
E. profile cylinder

WC **Nottolino bagno**
Bathroom turn

round



DX



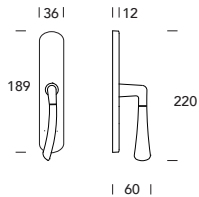
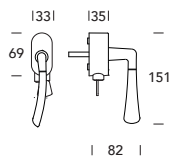
DX



134DKC67



134SE070
134SG070



↔ Autoregolante
Self adjusting



SECURBLOCK



SECURKEY

Arja 197 / 416

DESIGN **STUDIO REGUITTI**

Nella sua disarmante semplicità, ARJA possiede la gentilezza di un tocco, la grazia di un sospiro, il garbo di una signora. Una maniglia snella e armoniosa per ambienti classici e moderni.

With its enchanting simplicity, ARJA is gentle as a swipe, graceful as a breath, polite as a dame. A thin and harmonious handle, ideal both for classic and modern environments.

Finiture Finishes



OSC/OC

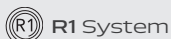
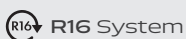
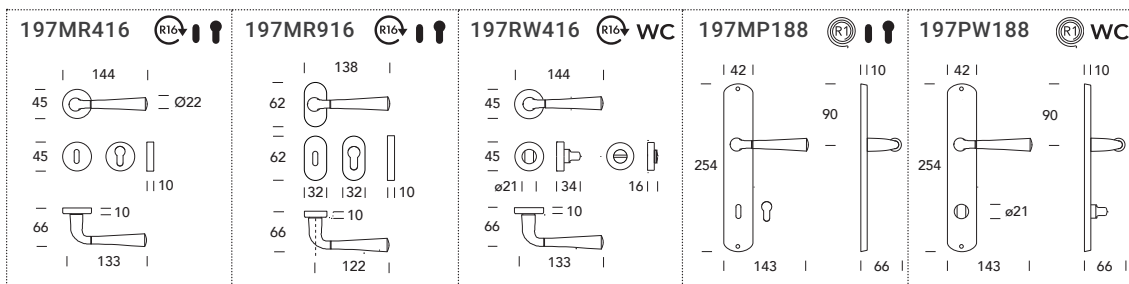
Satinato cromato / Cromato
Satin chrome / Chrome




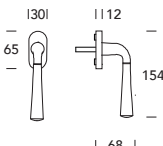

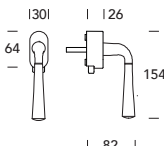

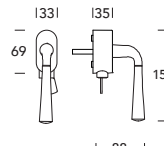
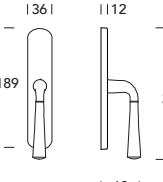
OS/LV

Satinato verniciato / Lucido verniciato
Satin varnished / Polished varnished

Coordinated Design





<p>197DK024 </p> 	<p>197DK075 </p> 	<p>197DKC67 </p> 	<p>197SE070 197SG070</p> 	
--	---	---	--	--

WC Nottolino bagno
Bathroom turn

 Autoregolante
Self adjusting

 SECURBLOCK

 SECURKEY





Astra 184 / minimal O22

DESIGN
STUDIO REGUITTI

"Per aspera ad astra", attraverso le asperità si giunge alle stelle. Così, nella maniglia ASTRA, attraverso le spigolosità e il rigore dei volumi geometrici si aggiunge una stella nel firmamento del design.

"Per aspera ad astra", through hardships to the stars. With the ASTRA handle, thanks to the sharpness and rigour of its geometric forms, a new star has appeared in the firmament of design.

Finiture Finishes



NR
Nero opaco RAL 9005
Matt black RAL 9005



OC
Cromato
Chrome












OSC
Satinato cromato
Satin Chrome


KIT Astra Minimal con serratura magnetica pag. 676 - Astra Minimal KIT with magnetic lock, page 676



Coordinated **Design**



<p>184MR022  </p> <p> 115 </p> <p>25 </p> <p>25  40 125 2</p> <p>46  = 2 115 </p>	<p>184RW022  WC</p> <p> 115 </p> <p>25 </p> <p>25  12 12 201 126 116</p> <p>46  = 2 115 </p>			
---	--	--	--	--


 Ottone
Brass

 Rosetta Minimal 2 mm
Minimal Rose 2 mm

 Foro Chiave
Keyhole

 Foro Yale
E. profile cylinder

WC Nottolino bagno
Bathroom turn

 Sistema Montaggio Garantito - *Guaranteed Assembly System*



Astra 184 / 416

DESIGN **STUDIO REGUITTI**

"Per aspera ad astra", attraverso le asperità si giunge alle stelle. Così, nella maniglia ASTRA, attraverso le spigolosità e il rigore dei volumi geometrici si aggiunge una stella nel firmamento del design.

"Per aspera ad astra", through hardships to the stars. With the ASTRA handle, thanks to the sharpness and rigour of its geometric forms, a new star has appeared in the firmament of design.

Finiture Finishes



OC
Cromato
Chrome



LV
Lucido verniciato
Polished varnished



NR
Nero opaco RAL 9005
Matt black RAL 9005



OSC
Satinato cromato
Satin Chrome

Coordinated Design



<p>184MR416 </p> <p>123 45 — Ø22 45 — 110 54 — 10 115 </p>	<p>184MR916 </p> <p>116 62 — 62 — 132 132 110 54 — 10 100 </p>	<p>184RW416 </p> <p>123 45 — 45 — 134 — 161 — 54 — 10 115 </p>	<p>184DK015 </p> <p>130 112 — 65 — 133 — 56 </p>	<p>184DK075 </p> <p>130 126 — 64 — 132 — 70 </p>
--	--	--	--	--

Ottone
Brass

R16 System

Foro Chiave
Keyhole

Foro Yale
E. profile cylinder

WC **Nottolino bagno**
Bathroom turn

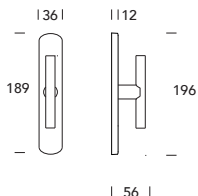
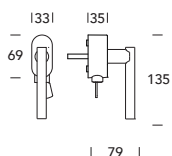
round



184DKC67



184CR070
184MA070



8 8 Scatti
8 Positions

SECURBLOCK

SECURKEY



Betty 183 / 416

DESIGN **STUDIO REGUITTI**

BETTY esprime un gusto contemporaneo dai leggeri richiami anni Sessanta, in un mix pop moderno di forme soft e hard. Un volume unico, solido, ergonomico caratterizza questa maniglia capace di offrire un inconsueto risultato scultoreo.

The contemporary style with light appeal from the Sixties of BETTY, expresses perfectly a modern pop mix of soft and hard lines. A single, solid, ergonomic shape characterizes this handle with an unusual sculptural result.

Finiture Finishes



ZSC
Satinato cromato*
Satin Chrome*



BG
Bronzato graffiato
Scratched bronzed



LV
Lucido verniciato
Polished varnished



NR
Nero opaco RAL 9005*
Matt black RAL 9005*

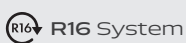
Coordinated Design



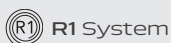
183MR416	183MR916	183RW416 WC	183MP188	183PW188
<p>135 45 = Ø20 45 110 60 = 10 121 </p>	<p>128 62 62 132 132 110 60 = 10 112 </p>	<p>135 45 45 ø21 134 161 60 = 10 121 </p>	<p>42 110 90 254 133 60 </p>	<p>42 110 90 254 133 60 ø21 </p>



Ottone
Brass



R16 System



R1 System



Foro Chiave
Keyhole



Foro Yale
E. profile cylinder

* Materiale TeknoMetal - TeknoMetal Material





<p>183DK024</p>	<p>183DK075</p>	<p>183DKC67</p>	<p>183CR189 183MA189</p>	
-----------------	-----------------	-----------------	------------------------------	--

WC Nottolino bagno
Bathroom turn

Autoregolante
Self adjusting

SECURBLOCK

SECURKEY



Brixton 342 / 816

DESIGN **STUDIO REGUITTI**

La forma semplice leggermente ricurva di BRIXTON, nonché il minimalismo concettuale che ne accompagna lo sviluppo, è chiaro richiamo all'atmosfera sobria che avvolge l'anima di vivace multiculturalismo dell'omonimo quartiere londinese.

The simple and slightly curved shape of BRIXTON and the conceptual minimalism of his development is a clear reference to the sober atmosphere that envelops the lively multiculturalism soul of the homonymous London district.

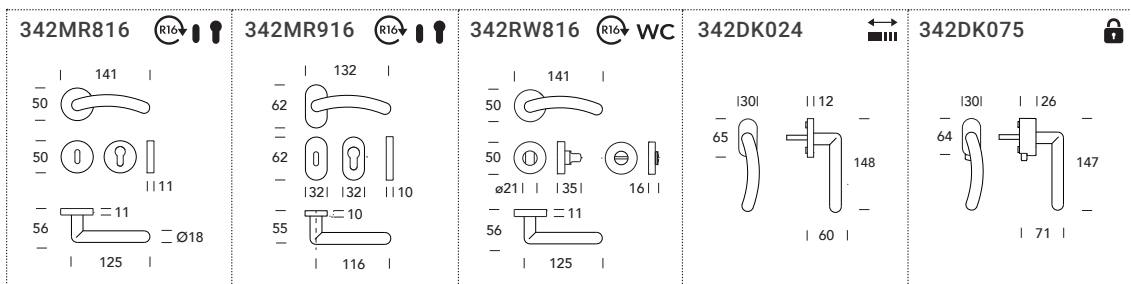
Finiture Finishes



ZSC

Satinato cromato
Satin Chrome

Coordinated Design



TeknoMetal

R16 System

Foro Chiave
Keyhole

Foro Yale
E. profile cylinder

WC Nottolino bagno
Bathroom turn

round



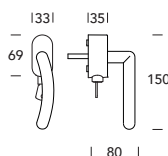
DX



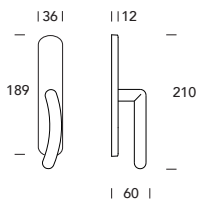
DX



342DKC67



342SE070
342SG070



↔ Autoregolante
Self adjusting



SECURBLOCK



SECURKEY

Brixton B 343 / 816

DESIGN **STUDIO REGUITTI**

BRIXTON B lascia intravedere l'anima dinamica e multicentrica dell'omonimo quartiere londinese, in un gioco di contrasti fra lucido e satinato che esalta ancor più la linearità delle forme e il design contemporaneo.

BRIXTON B reveals the dynamic and multicentric soul of the homonymous London district, in a contrasts playing between polished and satin finish, that enhances even more the linear shapes and contemporary design.

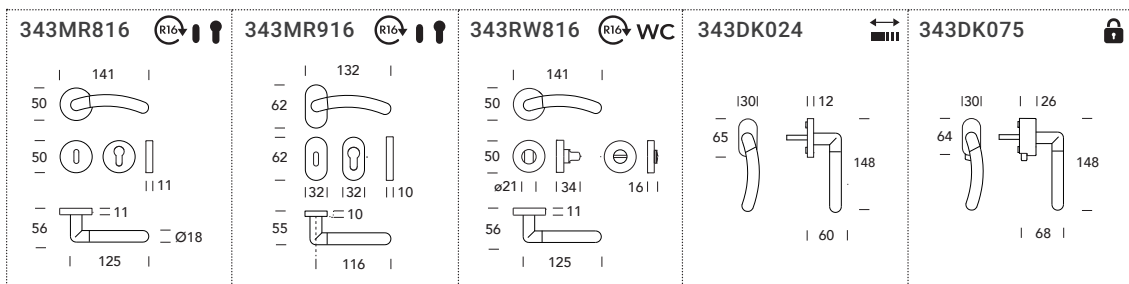
Finiture Finishes




ZSC/ZCR

Satinato cromato / Cromato
Satin chrome / Chrome

Coordinated Design



 TeknoMetal

 R16 System

 Foro Chiave
Keyhole

 Foro Yale
E. profile cylinder

 WC Nottolino bagno
Bathroom turn

 round



DX



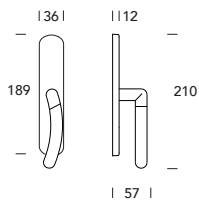
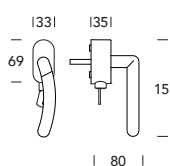
DX



343DKC67



343SE070
343SG070



↔ Autoregolante
Self adjusting



SECURBLOCK



SECURKEY



Chris 079 / 005

DESIGN **STUDIO REGUITTI**

Un battito d'ala, un segno grafico, uno sbuffo d'alluminio. CHRIS è una maniglia dalle linee rotondeggianti destinata a divenire iconica, dal tratto fortemente distintivo, in perfetto equilibrio fra ironia e leggerezza.

A wing beat, a graphic sign, an aluminium puff. CHRIS is a handle with rounded lines destined to become iconic, with a strong distinctive feature, a perfect balance between irony and lightness.

Finiture Finishes



OC
Cromato
Chrome



LV
Lucido verniciato
Polished varnished


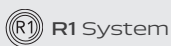
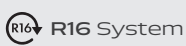
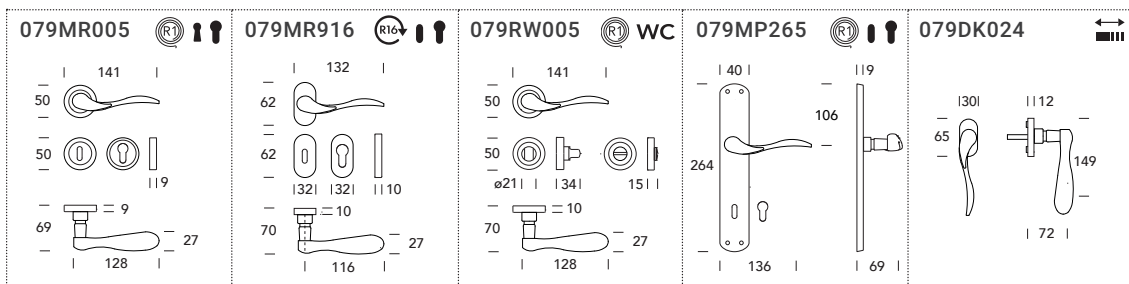


OSC
Satinato cromato
Satin Chrome

Coordinated Design



DX




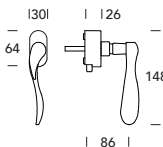

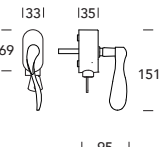
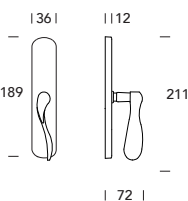


DX

DX

DX



<p>079DK075 </p> 	<p>079DKC67 </p> 	<p>079SE070 079SG070</p> 		
---	--	--	--	--

WC Nottolino bagno
Bathroom turn

 Autoregolante
Self adjusting

 SECURBLOCK

 SECURKEY



Claudia 101 / 416

DESIGN **STUDIO REGUITTI**

CLAUDIA è la sintesi perfetta di una moderna bellezza e di un antico splendore che nel suo sapiente gioco di volumi, spessori e prospettive ricorda l'andamento fluttuante delle onde del mare.

CLAUDIA is the perfect synthesis between modern beauty and ancient shine, suggesting floating waves of the sea with its carefully game of volumes, depth and perspectives.

Finiture Finishes



LV
Lucido verniciato
Polished varnished


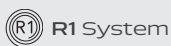
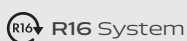


BG
Bronzato graffiato
Scratched bronzed

Coordinated Design



101MR416	101MR916	101RG416	101MP040	101PG040
139 - 45 - 45 110 - 70 = 10 128	132 - 62 - 62 132 132 110 - 70 = 10 116	139 - 45 - 45 38 - 17 44 16 - 70 = 10 128	41 119 - 87 - 246 69	41 119 - 87 - 246 17 44





DX

DX

DX



<p>101DK024</p>	<p>101DK075</p>	<p>101DKC67</p>	<p>101CR040 101MA040</p>	
-----------------	-----------------	-----------------	------------------------------	--

WC Nottolino bagno
Bathroom turn

Autoregolante
Self adjusting

SECURBLOCK

SECURKEY



Cleo 347 / 816

DESIGN **STUDIO REGUITTI**

Non è maniglia. Non è pomolo. È CLEO, unica e inimitabile in un binomio indissolubile che fonde la semplicità con un'inconsueta giocosità. Un volume pieno, una linea sinuosa, una funzione semantica che attrae, invita, rassicura.

It isn't a handle. It isn't a knob. It's CLEO, a unique and inimitable object characterized by an indissoluble binomial where simplicity finds an unusual playfulness. A full shape, a sinuous line, a semantic function that attracts, invites, reassures.

Finiture Finishes



OSC
Satinato cromato
Satin Chrome



BG
Bronzato graffiato
Scratched bronze



LV
Lucido verniciato
Polished varnished



OC
Cromato
Chrome




PVD
PVD lucido oro
PVD gold



PVD INOX
PVD Inox Satinato
PVD Satin Inox

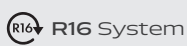
Coordinated Design



<p>347MR816 </p>	<p>347MR916 </p>	<p>347DK015 </p>	<p>347DK075 </p>	<p>347DKC67 </p>
-------------------------	-------------------------	-------------------------	-------------------------	-------------------------



Ottone
Brass



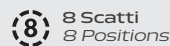
R16 System



Fore Chiave
Keyhole



Fore Yale
E. profile cylinder



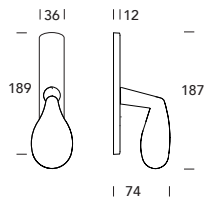
8 Scatti
8 Positions



round



347SE070
347SG070



 SECURBLOCK

 SECURKEY

 PVD
ULTRA FINISH



Collo basso 026 / 406

DESIGN **STUDIO REGUITTI**

Quando il progetto è speciale richiede complementi d'arredo altrettanto speciali. Ecco che COLLO BASSO occorre al servizio di coloro che necessitano di un'impugnatura ribassata, ma al contempo funzionale e pratica che nulla toglie all'eleganza del design.

When the project is special, it requires equally special furnishing accessories. COLLO BASSO helps those who need a lowered handle with, at the same time, a functional, practical and elegant designed grip.

Finiture Finishes



BG
Bronzato graffiato
Scratched bronzed



LV
Lucido verniciato
Polished varnished



OSC
Satinato cromato
Satin Chrome

Coordinated Design



026MR406	026MR906	026MR007	026MP026	026DK015



Ottone
Brass



Foro Chiave
Keyhole



Foro Yale
E. profile cylinder



WC Nottolino bagno
Bathroom turn

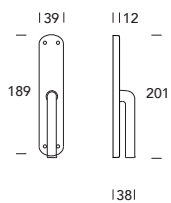


8 Scatti
8 Positions

● round



026SE189
026SG189



Desy 137 / 416

DESIGN **STUDIO REGUITTI**

Sensuale e lieve nella plasticità delle sue forme, DESY rivive nelle atmosfere ricche di charme, di sogno, di glamour. Un risultato scultoreo, come fosse plasmato con le mani, per arredi dalla forte personalità.

Characterised by sensual, graceful and plastic shapes, DESY lives through glamorous dreamy atmospheres. A sculptural result, almost as if it were handmade, for furnishings with a strong personality.

Finiture Finishes



BG
Bronzato graffiato
Scratched bronzed



LV
Lucido verniciato
Polished varnished

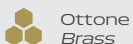
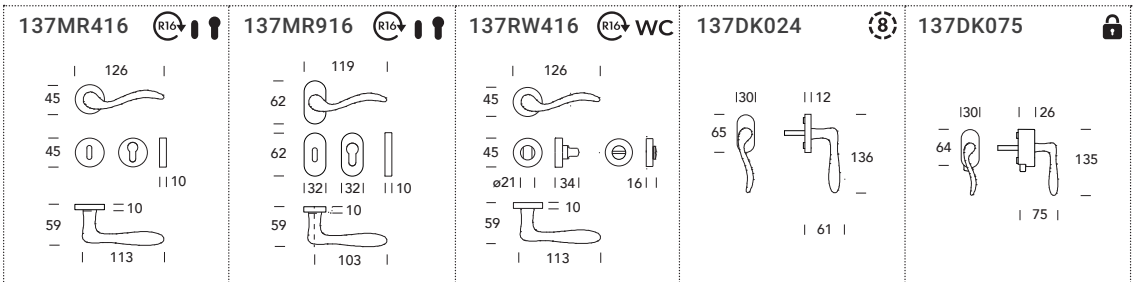


OC
Cromato
Chrome

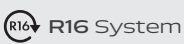


OSC
Satinato cromato
Satin Chrome

Coordinated Design



Ottone
Brass



R16 System



Foro Chiave
Keyhole



Foro Yale
E. profile cylinder



WC Nottolino bagno
Bathroom turn



round



DX

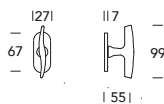
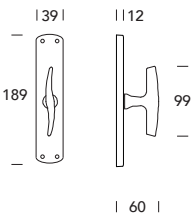
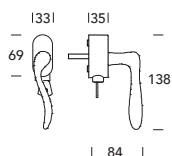


137DKC67



137CR189
137MA189

137MA007



8 Scatti
8 Positions



SECURBLOCK



SECURKEY



N NEW

Elegance 005 / minimal 022

Ergonomia, praticità d'uso e stile urbano, così da poter essere trasversale alle più varie esigenze progettuali. Elegance è la maniglia disegnata da Alves Paolo Scarpellini che soddisfa le richieste dell'arredamento moderno: comfort, durata, piacevolezza ed eleganza.

Contoured shape, handiness and urban style: Elegance is especially suitable for many designing needs. This handle is able to meet the requirements of contemporary decor: comfort, long lasting, beauty and elegance.

DESIGNER
A. PAOLO SCARPELLINI



Finiture Finishes



ZSC
Satinato cromato
Satin Chrome



ZCR
Cromato
Chrome







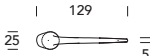

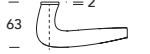
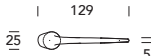

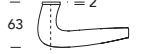
NR
Nero opaco RAL 9005
Matt Black RAL 9005

KIT Elegance Minimal con serratura magnetica pag. 676 - **Elegance Minimal KIT** with magnetic lock, page 676



Coordinated **Design**



005MR022	 	005RW022	 			
  		  				

 TeknoMetal
  Rosetta Minimal 2mm
  Minimal Rose 2mm
  Foro Chiave Keyhole
  Foro Yale E. profile cylinder
  WC Nottolino bagno Bathroom turn

SMG Sistema Montaggio Garantito - Guaranteed Assembly System



Elegance

Art. 005 / slim TO1

Ergonomia, praticità d'uso e stile urbano, così da poter essere trasversale alle più varie esigenze progettuali. Elegance è la maniglia disegnata da Alves Paolo Scarpellini che soddisfa le richieste dell'arredamento moderno: comfort, durata, piacevolezza ed eleganza.

Contoured shape, handiness and urban style: Elegance is especially suitable for many designing needs. This handle is able to meet the requirements of contemporary decor: comfort, long lasting, beauty and elegance.

DESIGNER
A. PAOLO SCARPELLINI



Finiture Finishes



ZSC
Satinato cromato
Satin Chrome

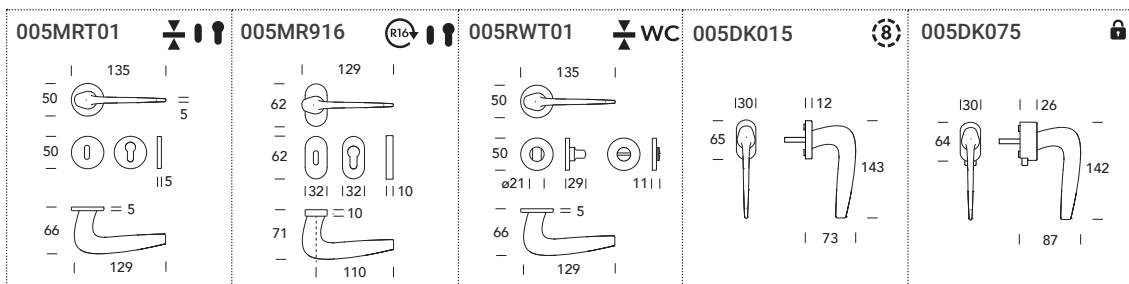


ZCR
Cromato
Chrome



NR
Nero opaco RAL 9005
Matt Black RAL 9005

Coordinated Design



TeknoMetal

Rosetta Slim 5mm
Slim Rose 5mm

R16 System

Foro Chiave
Keyhole


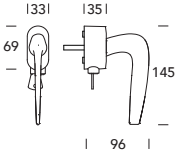
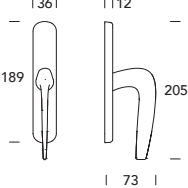
Foro Yale
E. profile cylinder

round



N NEW




<p>005DKC67 </p> 	<p>005SE070 005SG070</p> 			
--	--	--	--	--

WC Nottolino bagno
Bathroom turn

 8 Scatti
8 Positions

 SECURBLOCK

 SECURKEY

 Nero soft touch
Black soft touch



Elena 030 / 416

DESIGN **STUDIO REGUITTI**

Non teme il trascorrere del tempo, né teme le mode o la noia. ELENA è elegante e raffinata nella sua semplice linearità che la rende un complemento d'arredo unico dallo stile intramontabile, ideale per qualunque ambientazione.

It's not afraid of aging, nor it fears fashions or boredom. ELENA is an elegant and refined handle with a simple linearity that makes it a unique piece of furniture with a timeless style, ideal for any setting.

Finiture Finishes



LV
Lucido verniciato
Polished varnished



OC
Cromato
Chrome

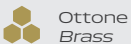
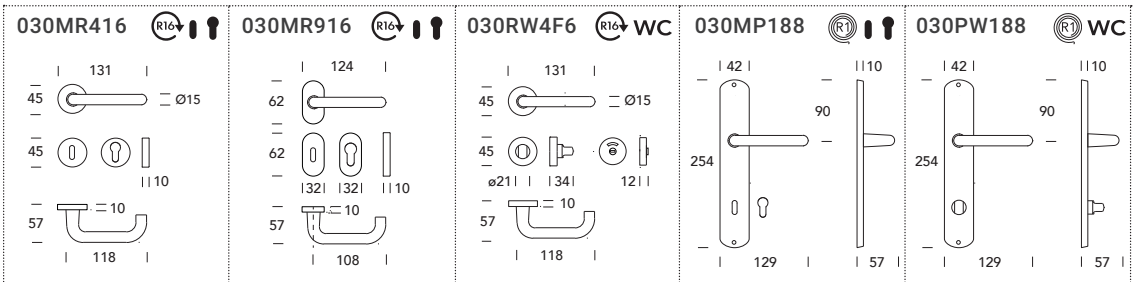


OSC
Satinato cromato
Satin Chrome

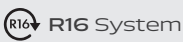


NR
Nero opaco RAL 9005
Matt black RAL 9005

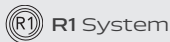
Coordinated Design



Ottone
Brass



R16 System



R1 System




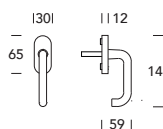

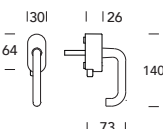

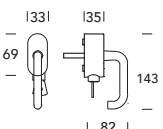
Foro Chiave
Keyhole



Foro Yale
E. profile cylinder





<p>030DK024 </p> 	<p>030DK075 </p> 	<p>030DKC67 </p> 		
--	---	---	--	--

WC Nottolino bagno
Bathroom turn

 Autoregolante
Self adjusting

 SECURBLOCK

 SECURKEY



Ellisse 352 / 006

DESIGN **STUDIO REGUITTI**

ELLISSE porta a nuova vita l'archetipo universale rappresentato dall'uovo, che nella sua estrema semplicità di forma che non ha né inizio né fine, evolve in un complesso di forza e rigenerazione che attraversa tempi, spazi e culture.

ELLISSE brings to life the universal archetype of the egg, which in its extreme shape simplicity without beginning or end, evolves into a complex of strength and regeneration that crosses times, spaces and cultures.

Finiture Finishes



OSC
Satinato cromato
Satin Chrome



BG
Bronzato graffiato
Scratched bronzed



LV
Lucido verniciato
Polished varnished



NR
Nero opaco RAL 9005
Matt black RAL 9005



OC
Cromato
Chrome





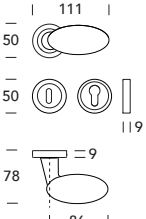


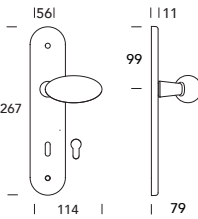
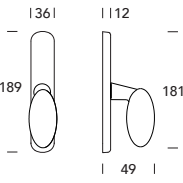
PVD
PVD lucido oro
PVD gold

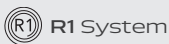
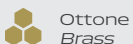


PVD INOX
PVD Inox Satinato
PVD Satin Inox

Coordinated Design



<p>352MR006  </p> 	<p>352MP049  </p> 	<p>352SE070 352SG070</p> 		
---	--	--	--	--





N NEW

--	--	--	--	--



Ellisse 352 / 416

DESIGN **STUDIO REGUITTI**

ELLISSE porta a nuova vita l'archetipo universale rappresentato dall'uovo, che nella sua estrema semplicità di forma che non ha né inizio né fine, evolve in un complesso di forza e rigenerazione che attraversa tempi, spazi e culture.

ELLISSE brings to life the universal archetype of the egg, which in its extreme shape simplicity without beginning or end, evolves into a complex of strength and regeneration that crosses times, spaces and cultures.

Finiture Finishes



PVD
PVD lucido oro
PVD gold



LV
Lucido verniciato
Polished varnished



OC
Cromato
Chrome



PVD INOX
PVD Inox Satinato
PVD Satin Inox



BG
Bronzato graffiato
Scratched bronzed



OSC
Satinato cromato
Satin Chrome



NR
Nero opaco RAL 9005
Matt black RAL 9005

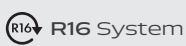
Coordinated Design



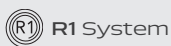
352MR416 109 45 45 79 = 10 102	352MR916 102 62 62 79 = 10 86	352MP188 142 254 107	352DK015 130 65 145 81	352DK075 130 64 126 118 95
--	---	--	---	--



Ottone
Brass



R16 System



R1 System



Foro Chiave
Keyhole



Foro Yale
E. profile cylinder


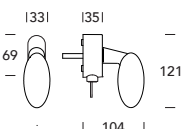
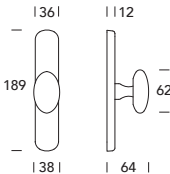
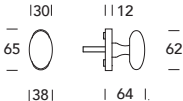


round



N NEW



<p>352DKC67 </p> 	<p>352CR070 352MA070</p> 	<p>352TK015</p> 		
---	--	--	--	--

WC Nottolino bagno
Bathroom turn

 **8 Scatti**
8 Positions

 **SECURBLOCK**

 **SECURKEY**

 **PVD**
ULTRA FINISH



Extra bassa B76 / 406

DESIGN **STUDIO REGUITTI**

Per l'installazione su serramenti a progetto speciale, EXTRA BASSA rappresenta la soluzione tecnica ed estetica di prima scelta. Grazie al collo dell'impugnatura extra ribassato, ogni esigenza particolare potrà essere soddisfatta.

Designed for the installation on special project doors, EXTRA BASSA represents the technical and aesthetic first choice solution. Thanks to an extra lowered grip neck, every particular need can be satisfied.

Finiture Finishes



OSC
Satinato cromato
Satin Chrome



BG
Bronzato graffiato
Scratched bronzed



LV
Lucido verniciato
Polished varnished

Coordinated Design



B76MR406	B76MR007	B76MP026	B76DK015



Ottone
Brass



Foro Chiave
Keyhole



Foro Yale
E. profile cylinder



8 Scatti
8 Positions

● round



--	--	--	--	--



Florida 016 / 416

DESIGN **STUDIO REGUITTI**

FLORIDA è perfetta interpretazione di uno stile unico che coniuga estetica contemporanea, massima funzionalità e attenta ricerca dei materiali per ottenere un complemento pienamente rispondente alle moderne tendenze in ambito contract o residenziale.

FLORIDA is the perfect interpretation of a unique style capable of combining contemporary aesthetics, maximum functionality and careful research of materials to achieve a complement that fully responds to modern trends in contract or residential.

Finiture Finishes



OSC
Satinato cromato
Satin Chrome

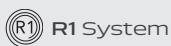
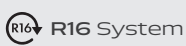
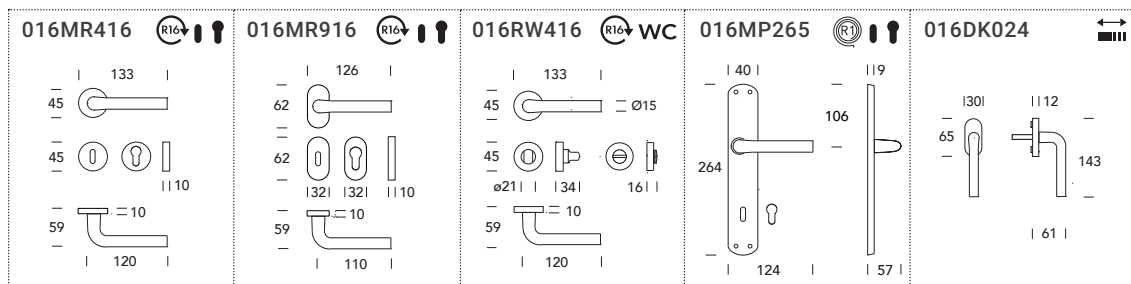


LV
Lucido verniciato
Polished varnished


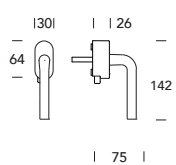

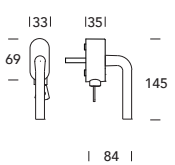
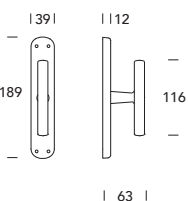
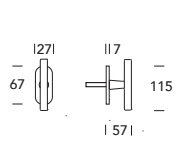

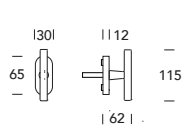


NR
Nero opaco RAL 9005
Matt black RAL 9005

Coordinated Design






<p>016DK075 </p> 	<p>016DKC67 </p> 	<p>016CR189 016MA189</p> 	<p>016MA007</p> 	<p>016TK015 </p> 
---	--	--	--	---

WC Nottolino bagno
Bathroom turn

 Autoregolante
Self adjusting

 SECURBLOCK

 SECURKEY

 8 Scatti
8 Positions



Gentile 382 / 006

DESIGN **STUDIO REGUITTI**

"Sii gentile quando possibile. È sempre possibile"
(Dalai Lama). GENTILE è un ricordo e un
ammonimento: perché sbattere una porta o
chiudere con forza una finestra, se con un tocco
gargato si ottiene il medesimo risultato?

"Be kind whenever possible. It is always possible"
(Dalai Lama). GENTILE is both a reminder and an
admonition: why slam a door or forcefully close a
window, when you can achieve the same result with
a gentle touch?


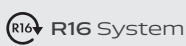
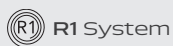
Finiture Finishes



Coordinated Design

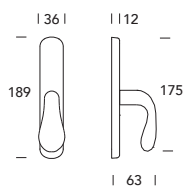


382MR006	382MR916	382DK015	382DK075	382DKC67





382SE070
382SG070



8 8 Scatti
8 Positions

 SECURBLOCK

 SECURKEY

 PVD
ULTRA FINISH



Golf J15 / 816

DESIGN **STUDIO REGUITTI**

Nella collezione GOLF la materia si sveste di qualunque allegoria per mostrare una sezione netta della sua anima, robusta ed elegante al tempo stesso, diventando gioco di forme e prospettive.

The essence of the GOLF collection is stripped of allegory to reveal a cross sectional area of its robust yet elegant soul, creating a play of shapes and perspectives.

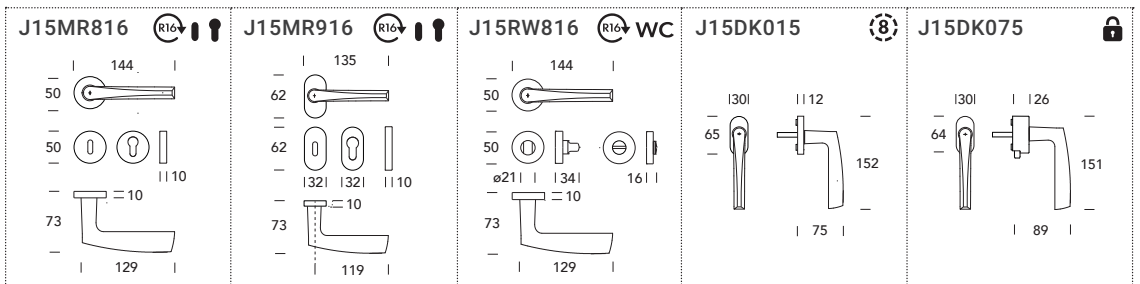
Finiture Finishes



ZSC
Satinato cromato
Satin Chrome

SVN
Lucido verniciato
Polished varnished

Coordinated Design



TeknoMetal

R16 System

Foro Chiave
Keyhole

Foro Yale
E. profile cylinder

WC Nottolino bagno
Bathroom turn

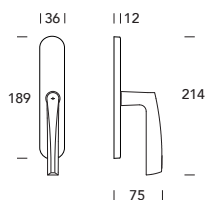
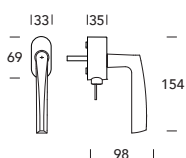
round



J15DKC67



J15SE070
J15SG070



8 Scatti
8 Positions



SECURBLOCK



SECURKEY



Grazia 070 / 416

DESIGN **STUDIO REGUITTI**

Nella sua semplicità formale, GRAZIA racchiude in sé i tratti distintivi di una maniglia dalla raffinata e sobria eleganza capace di inserirsi armoniosamente nel living contemporaneo così come in ambienti dal gusto più retrò.

In its formal simplicity, GRAZIA embodies the distinctive features of a handle with a refined and sober elegance that can fit harmoniously in the contemporary living as well as retro taste settings.

Finiture Finishes



OSC
Satinato cromato
Satin Chrome



BG
Bronzato graffiato
Scratched bronzed

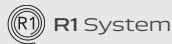
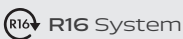
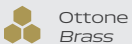
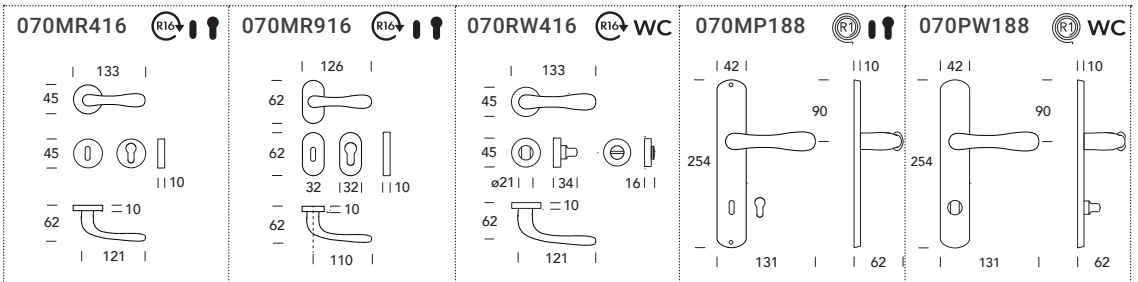


LV
Lucido verniciato
Polished varnished


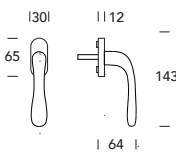

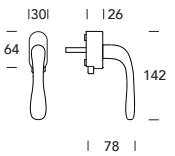

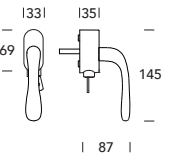

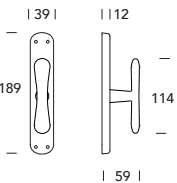


OC
Cromato
Chrome

Coordinated Design





<p>070DK024 </p> 	<p>070DK075 </p> 	<p>070DKC67 </p> 	<p>070CR189 070MA189 </p> 	
---	--	--	--	--

WC Nottolino bagno
Bathroom turn

 Autoregolante
Self adjusting

 SECURBLOCK

 SECURKEY





Ixia J40 / minimal 022

DESIGN
STUDIO REGUITTI

Raffinata eleganza e design made in Italy sposano linee decise e tratti netti della maniglia IXIA, pensata per coniugare comfort e design attraverso l'attento studio delle spigolature, delle proporzioni e delle finiture.

Refined elegance and made in Italy design meet the clean lines of IXIA, designed to combine comfort and beauty by the reasoned balance of proportions, finishes and angles.

Finiture Finishes



NR
Nero opaco RAL 9005
Matt black RAL 9005



ZSC
Satinato cromato
Satin Chrome



SNV
Satinato nichelato verniciato
Satin nickel plated varnished



PSB
PVD Satin black
PVD Satin black



PVD
ULTRA FINISH

KIT Ixia Minimal con serratura magnetica pag. 676 - Ixia Minimal KIT with magnetic lock, page 676



Coordinated **Design**



J40MR022	WC	J40RW022	WC		

TeknoMetal
 Rosetta Minimal 2mm
Minimal Rose 2mm
 Foro Chiave
Keyhole
 Foro Yale
E. profile cylinder
 WC Nottolino bagno
Bathroom turn

SMG Sistema Montaggio Garantito - *Guaranteed Assembly System*



Ixia J40 / 816

DESIGN **STUDIO REGUITTI**

Raffinata eleganza e design made in Italy sposano linee decise e tratti netti della maniglia IXIA, pensata per coniugare comfort e design attraverso l'attento studio delle spigolature, delle proporzioni e delle finiture.

Refined elegance and made in Italy design meet the clean lines of IXIA, designed to combine comfort and beauty by the reasoned balance of proportions, finishes and angles.

Finiture Finishes



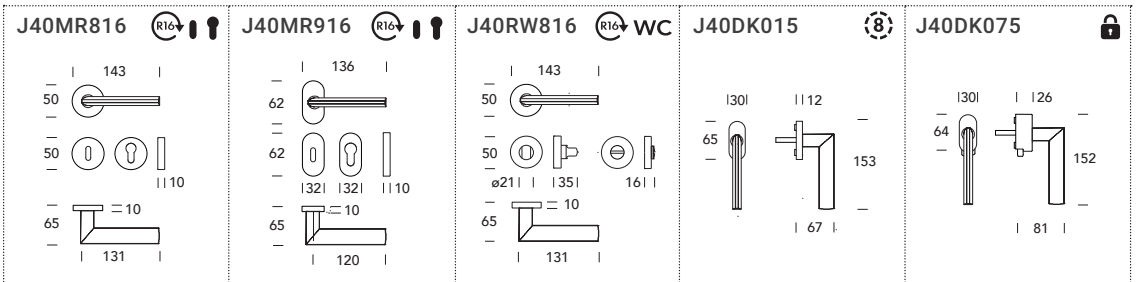

ZSC
Satinato cromato
Satin Chrome

PSB
PVD Satin black
PVD Satin black

SNV
Satinato nichelato verniciato
Satin nickel plated varnished

NR
Nero opaco RAL 9005
Matt black RAL 9005

Coordinated Design



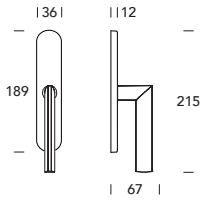
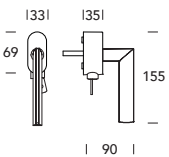
TeknoMetal
 R16 System
 Foro Chiave Keyhole
 Foro Yale E. profile cylinder
 WC Nottolino bagno Bathroom turn
 round



J40DKC67



J40SE070
J40SG070



8 8 Scatti
8 Positions

SECURBLOCK

SECURKEY

PVD
ULTRA FINISH



L-Plus 140 / 005

DESIGN **STUDIO REGUITTI**

Nulla di più semplice di un cilindro può tradurre un linguaggio all'insegna della purezza stilistica e del rigore semantico. L-PLUS interpreta tale razionalismo con sorprendente ironia nell'accoppiamento dualistico tra finiture e colori diversi.

There is nothing simpler than a cylinder to interpret a style that seeks stylistic purity and semantic rigour. L-PLUS portrays this rationalism with surprising irony, through a dualistic combination of different finishes and colours.

Finiture Finishes



OSC/OC
Satinato cromato / Cromato
Chrome plated / Bright chrome plated






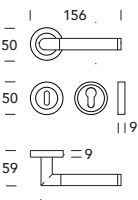


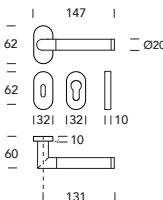

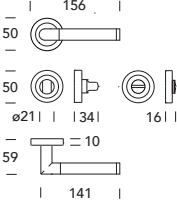

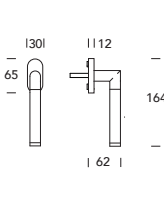

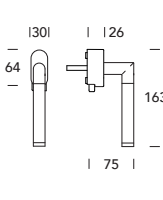
NR/OC
Laccato nero / Ottone cromato
Black painted / Chrome plated

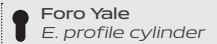
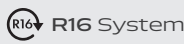
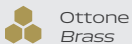


NR/OSC
Laccato nero / Satinato cromato
Black painted / Satin chrome plated

Coordinated Design

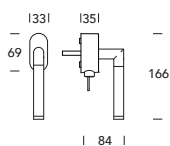


<p>140MR005  </p> 	<p>140MR916  </p> 	<p>140RW005  WC</p> 	<p>140DK024 </p> 	<p>140DK075 </p> 
--	--	--	--	---





140DKC67



WC Nottolino bagno
Bathroom turn



Autoregolante
Self adjusting



SECURBLOCK



SECURKEY

Laser 130 / 005

DESIGN **STUDIO REGUITTI**

Dedicata a chi desidera coniugare semplicità e innovazione, LASER è l'esaltazione della linearità formale di una maniglia elegante, ma al contempo solida e dall'aspetto deciso, ideale per ricreare un living uniforme e coordinato.

Dedicated to people who love a pleasant combination of cleanness and innovation, LASER is the best expression of dressy and elegant style, with a concrete appearance and firm design, just the ideal item for coherent and coordinated atmospheres.

Finiture Finishes



ZSC
Satinato cromato*
Satin Chrome*




OC
Cromato
Chrome

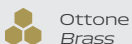


SNV
Satinato nichelato verniciato*
Satin nickel plated varnished*

Coordinated Design



<p>130MR005 </p>	<p>130MR916 </p>	<p>130RW005 WC</p>	<p>130DK024 </p>	<p>130DK075 </p>
-------------------------	-------------------------	----------------------------------	-------------------------	-------------------------



Ottone
Brass



R1 System



R16 System



Foro Chiave
Keyhole


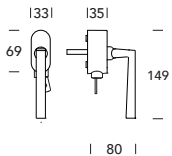

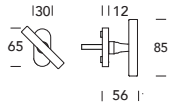


Foro Yale
E. profile cylinder

* Materiale TeknoMetal - TeknoMetal Material






<p>130DKC67 </p> 	<p>130TK015 </p> 			
---	--	--	--	--

WC Nottolino bagno
Bathroom turn

 Autoregolante
Self adjusting

 SECURBLOCK

 SECURKEY

 8 Scatti
8 Positions



Lory 127 / 416

DESIGN **STUDIO REGUITTI**

LORY è una pausa nella dialettica fra estetica e razionalità, una virgola che spunta delicata e solida al tempo stesso, è il sospiro di una donna che ama, è il battito di un'ala sull'oceano, è il soffio del vento di primavera.

LORY is a dialectical pause between aesthetic and rationality, a comma that is delicate and solid at the same time. It's a sigh of a woman in love, it's a beat of a wing on ocean, it's the spring wind blow.

Finiture Finishes



LV
Lucido verniciato
Polished varnished



BG
Bronzato graffiato
Scratched bronzed

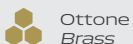
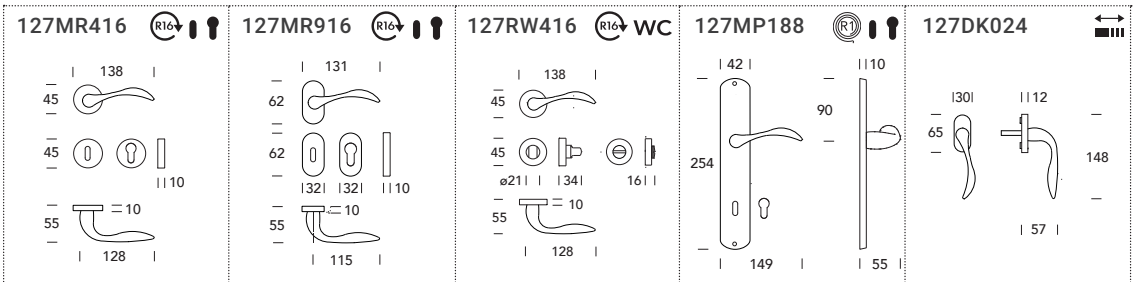


BGO
Bronzato graffiato opaco
Matt scratched bronzed

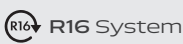


OSC
Satinato cromato
Satin Chrome

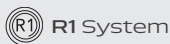
Coordinated Design



Ottone
Brass



R16 System



R1 System



Foro Chiave
Keyhole



Foro Yale
E. profile cylinder



round



DX

DX

DX



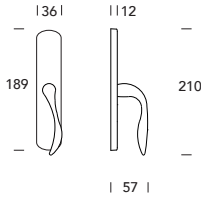
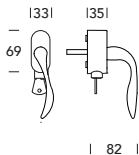
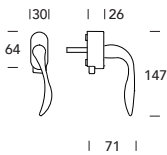
127DK075



127DKC67



127SE070
127SG070



WC Nottolino bagno
Bathroom turn

↔ Autoregolante
Self adjusting



SECURBLOCK



SECURKEY



ANTIGERM™





M7-1 007 / M71

Raffinata eleganza e design made in Italy sposano linee ovali dall'essenza minimale. Pensata dallo studio GGA per coniugare comfort e design moderno attraverso l'attento studio delle proporzioni e delle finiture.

Refined elegance and design made in Italy combine oval lines with minimal essence. Designed by the GGA studio to joint comfort and modern design through careful study of proportions and finishes.

DESIGNER
GGA - GARDINI
GIBERTINI ARCHITETTI



Finiture Finishes



A-PLUS SC
Aluplus Satin. cromato
Aluplus Satin chrome



A-PLUS CL
Aluplus cromato
Aluplus chrome



A-PLUS SV
Aluplus Oro lucido
Aluplus Gold



A-PLUS SLB
Aluplus Bronzo
Aluplus Bronze



A-PLUS SB
Aluplus Nero satinato
Aluplus Satin black



A-PLUS B16
Bianco opaco RAL 9016
Matt White RAL 9016



BLACK SOFT TOUCH
Nero soft touch
Black soft touch

 Nero soft touch
Black soft touch











 round



N NEW

Coordinated **Design**



<p>007MRM71  </p> <p>— 122 — 44 — — 25   40 — 125 2</p> <p>— 42 — = 7 — 101 7</p>	<p>007RWM71  </p> <p>— 122 — 44 — — 25     118 126 </p> <p>— 42 — = 7 — 101 7</p>			
--	--	--	--	--



 Rosetta Minimal con molla
Minimal Rose with spring

 Foro Chiave
Keyhole

 Foro Yale
E. profile cylinder

WC Nottolino bagno
Bathroom turn



M7-2 008 / slim T01

DESIGNER
GGA - GARDINI
GIBERTINI ARCHITETTI

Raffinata eleganza e design made in Italy sposano linee ovali dall'essenza minimale. Pensata dallo studio GGA per coniugare comfort e design moderno attraverso l'attento studio delle proporzioni e delle finiture.

Refined elegance and design made in Italy combine oval lines with minimal essence. Designed by the GGA studio to joint comfort and modern design through careful study of proportions and finishes.



Finiture Finishes



ZSC
Satinato cromato
Satin Chrome



ZCR
Cromato
Chrome



ZLV
Lucido verniciato
Polished varnished



NR
Nero opaco RAL 9005
Matt Black RAL 9005

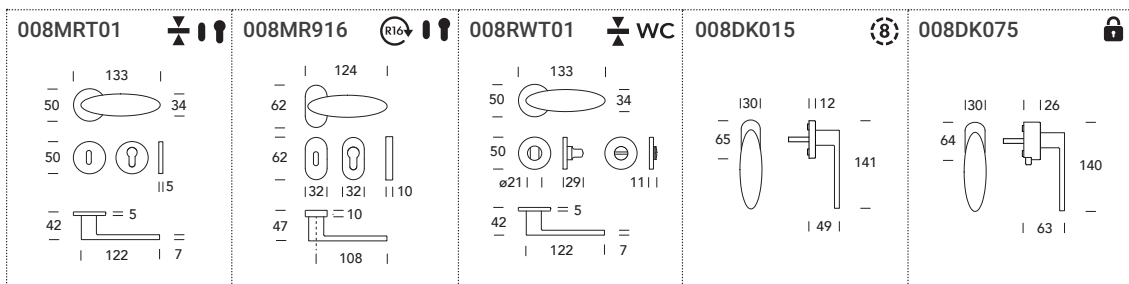


BN-16
Bianco opaco RAL 9016
Matt white RAL 9016



BGO
Bronzato graff. opaco
Matt scratched bronzed

Coordinated Design



TeknoMetal

Rosetta Slim 5mm
Slim Rose 5mm

R16 System

Foro Chiave
Keyhole


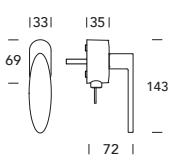
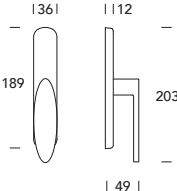
Foro Yale
E. profile cylinder

round




N NEW



<p>008DKC67 </p> 	<p>008SE070 008SG070</p> 			
---	--	--	--	--

WC Nottolino bagno
Bathroom turn

 8 Scatti
8 Positions

 SECURBLOCK

 SECURKEY

 ANTIGERM™



Miriam 225 / 006

DESIGN **STUDIO REGUITTI**

Una linea moderna e decisa, un sottile e dinamico gioco formale, per esaltare al meglio gli ambienti più classici e sofisticati. MIRIAM rappresenta il piacevole contrasto fra il gusto di oggi e il romantico fascino del mondo antico.

A modern and decisive line with a subtle and dynamic formal game to enhance the most classic and sophisticated environments. MIRIAM represents the pleasant contrast between the current taste and the romantic charm of the ancient world.

Finiture Finishes



LV
Lucido verniciato
Polished varnished



BG
Bronzato graffiato
Scratched bronzed



OS
Satinato verniciato
Matt scratched varnished

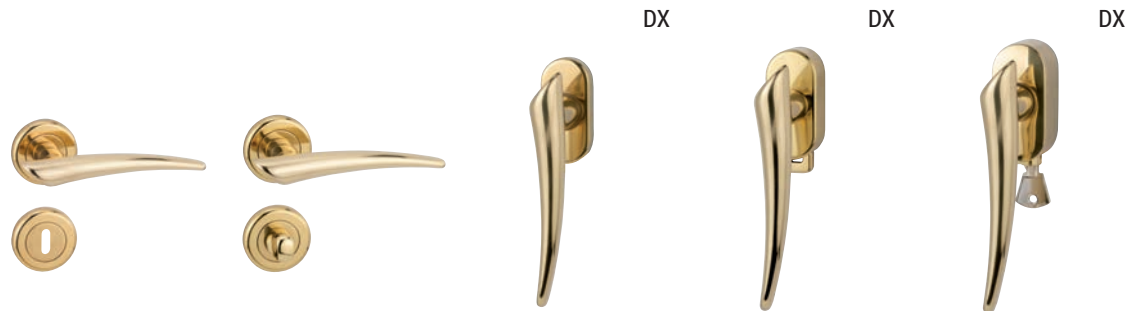




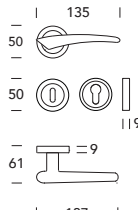

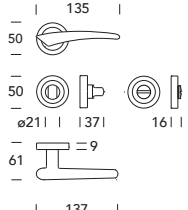

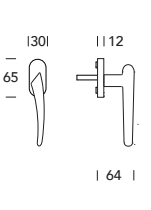

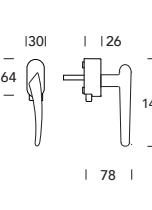

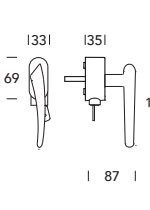
OSC
Satinato cromato
Satin Chrome



OC
Cromato
Chrome

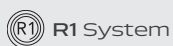
Coordinated Design



<p>225MR006  </p> 	<p>225RW006  WC</p> 	<p>225DK024 </p> 	<p>225DK075 </p> 	<p>225DKC67 </p> 
---	--	--	--	--



Ottone
Brass



R1 System



Foro Chiave
Keyhole



Foro Yale
E. profile cylinder



WC Nottolino bagno
Bathroom turn





DX

<p>225SE070 225SG070</p>				
------------------------------	--	--	--	--

↔ Autoregolante
Self adjusting



SECURBLOCK



SECURKEY

Moira 066 / 416

DESIGN **STUDIO REGUITTI**

MOIRA accoglie la presa con la sua linea fluida e il suo equilibrio formale. Perfetta sinergia fra proporzioni e resa estetica, questa maniglia risulta moderna pur conservando i segni di un gusto spiccatamente più classico.

MOIRA has a grip characterized by fluid lines and formal balance. This handle is modern and at the same time classic, symbolizing the perfect synergy between proportions and aesthetics.

Finiture Finishes



BG
Bronzato graffiato
Scratched bronzed


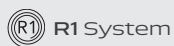
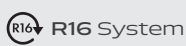
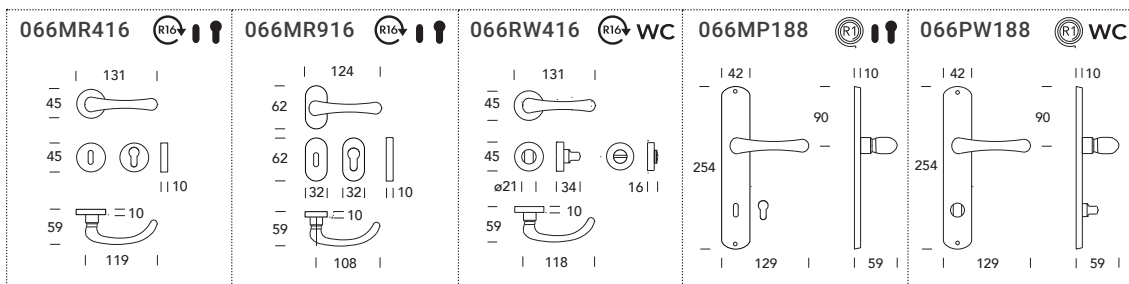


LV
Lucido verniciato
Polished varnished


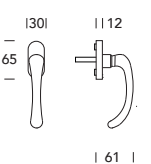

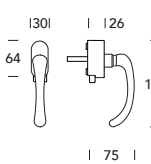

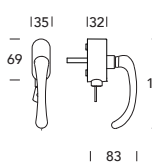
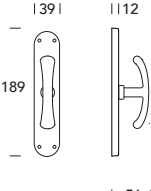


OSC
Satinato cromato
Satin Chrome

Coordinated Design





<p>066DK024 </p> 	<p>066DK075 </p> 	<p>066DKC67 </p> 	<p>066CR189 066MA189</p> 
---	--	--	--

WC Nottolino bagno
Bathroom turn

 Autoregolante
Self adjusting

 SECURBLOCK

 SECURKEY



Monia 037 / 416

DESIGN **STUDIO REGUITTI**

Grazie alla sua armoniosa silhouette arrotondata, MONIA si inserisce in modo coerente negli ambienti più differenti. Ideale per assecondare un gusto classico, sobrio e tradizionale ma adatta anche a creare un ironico contrasto in ambienti minimali.

Thanks to its harmonious rounded silhouette, MONIA fits consistently in the most different furnishings. Ideal to satisfy a classic, sober and traditional taste, it's also suitable to create an ironic contrast in minimal environments.

Finiture Finishes



LV
Lucido verniciato
Polished varnished


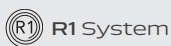
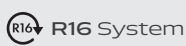
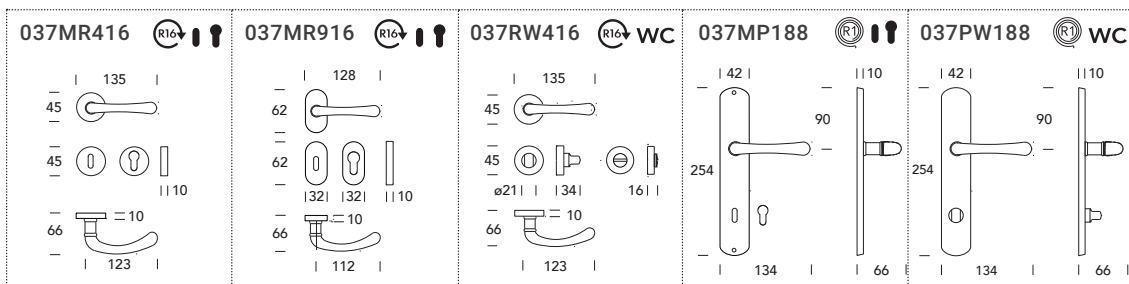


BG
Bronzato graffiato
Scratched bronzed


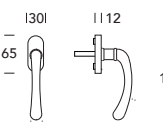

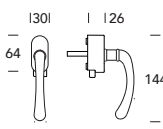

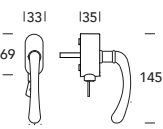
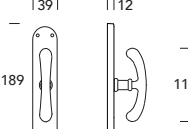


OSC
Satinato cromato
Satin Chrome

Coordinated Design





<p>037DK024 </p> 	<p>037DK075 </p> 	<p>037DKC67 </p> 	<p>037CR189 037MA189</p> 
--	---	---	--

WC Nottolino bagno
Bathroom turn

 Autoregolante
Self adjusting

 SECURBLOCK

 SECURKEY



Open 139 / 416

DESIGN **STUDIO REGUITTI**

OPEN. L'invito è chiaro e semplice, proprio come il concept di questa linea di maniglie in ottone che ben si adatta a living contemporanei, ma che allo stesso tempo sa inserirsi con grazia e discrezione in ambienti dal gusto più classico.

OPEN: a clear and simple invitation just like the concept of this brass handles collection. It well suits to contemporary living and at the same time fits with grace and discretion in furnishings with a more classic taste.

Finiture Finishes



LV
Lucido verniciato
Polished varnished



BG
Bronzato graffiato
Scratched bronzed

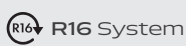


OSC
Satinato cromato
Satin Chrome


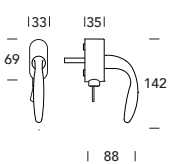
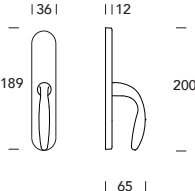
Coordinated Design



<p>139MR416 </p> <p>45 128 45 45 1110 63 = 10 118 </p>	<p>139MR916 </p> <p>62 121 62 62 1110 132 132 1110 63 = 10 105 </p>	<p>139RW416 </p> <p>45 128 45 45 161 ø21 134 63 = 10 118 </p>	<p>139DK024 </p> <p>130 112 65 138 65 </p>	<p>139DK075 </p> <p>130 126 64 137 79 </p>
--	---	---	--	--





<p>139DKC67 </p> 	<p>139SE070 139SG070</p> 			
---	--	--	--	--

 Autoregolante
Self adjusting

 SECURBLOCK

 SECURKEY



Phedra 133 / 416

DESIGN **STUDIO REGUITTI**

Un nome mitologico per una maniglia che ha il sapore della leggenda e il tratto del sogno. PHEDRA evoca una leggera e ampia piuma al vento o le setole di un pennello d'artista. Una creatività lontana, suggestiva e inconfondibile.

A mythological name for a handle that evokes myths and the objects of our desires. PHEDRA is reminiscent of a large light feather in the wind or the bristles of an artist's paint brush. Exceptional, evocative and unmistakable creativity.

Finiture Finishes

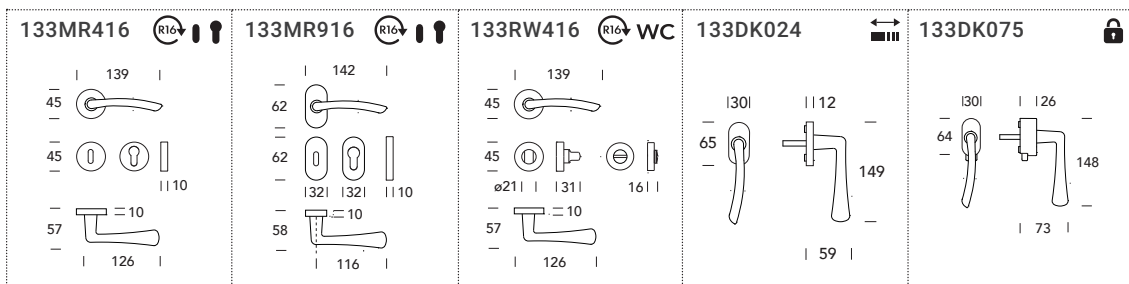


ZSC
Satinato cromato
Satin Chrome



LV
Lucido verniciato*
Polished varnished*

Coordinated Design



TeknoMetal	R16 System	Foro Chiave Keyhole	Foro Yale E. profile cylinder	WC Nottolino bagno Bathroom turn
* Materiale Ottone - Brass Material				round



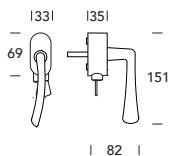
DX



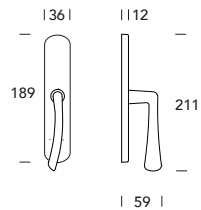
DX



133DKC67



133SE070
133SG070



↔ Autoregolante
Self adjusting



SECURBLOCK



SECURKEY



Public 175 / 416

DESIGN **STUDIO REGUITTI**

Un sottile tratto che guida la presa in modo sicuro e confortevole. Quando spazio ed ergonomia diventano il filo conduttore del progetto, PUBLIC è la scelta perfetta per coniugare stile, performance e resa nel tempo.

A thin line for a firm and comfortable grip. With space and ergonomics as main theme of the project, PUBLIC is the perfect choice to combine style, performance and durability.

Finiture Finishes



OSC
Satinato cromato
Satin Chrome




OC
Cromato
Chrome



LV
Lucido verniciato
Polished varnished

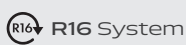
Coordinated Design



<p>175MR416 </p> <p>185 45 45 1110 65 174 </p>	<p>175MR916 </p> <p>178 62 62 1321 1321 1110 65 162 </p>	<p>175RW416 WC</p> <p>185 45 45 ø211 1341 161 65 174 </p>	<p>175DK015 </p> <p>1301 1112 65 195 67 </p>
--	--	--	--



Ottone
Brass



R16 System



Fore Chiave
Keyhole



Fore Yale
E. profile cylinder



WC Nottolino bagno
Bathroom turn





--	--	--	--	--

 8 Scatti
8 Positions





Q-10 119 / minimal 022

DESIGN
STUDIO REGUITTI

Nella maniglia Q-10 funzionalità ed estetica convivono armoniosamente all'insegna della semplicità formale. Spigoli arrotondati, volumi assottigliati e superficie a effetto extra liscio si incontrano in un pezzo di vero design.

Functionality and aesthetics coexist harmoniously in the Q-10 handle, emanating stylish simplicity. Rounded corners, slender lines and extremely smooth surfaces blend together in a piece of pure design.

Finiture Finishes



OC
Cromato
Chrome



OSC
Satinato cromato
Satin Chrome

KIT Q-10 Minimal con serratura magnetica pag. 677 - **Q-10 Minimal KIT** with magnetic lock, page 677



Coordinated **Design**



119MR022	119RW022	WC		

Ottone
Brass

Rosetta Minimal 2mm
Minimal Rose 2mm

Foro Chiave
Keyhole

Foro Yale
E. profile cylinder

WC Nottolino bagno
Bathroom turn

Sistema Montaggio Garantito - *Guaranteed Assembly System*





Q-10 119 / flat J08

DESIGN
STUDIO REGUITTI

Nella maniglia Q-10 funzionalità ed estetica convivono armoniosamente all'insegna della semplicità formale. Spigoli arrotondati, volumi assottigliati e superficie a effetto extra liscio si incontrano in un pezzo di vero design.

Functionality and aesthetics coexist harmoniously in the Q-10 handle, emanating stylish simplicity. Rounded corners, slender lines and extremely smooth surfaces blend together in a piece of pure design.

Finiture Finishes




OSC
Satinato cromato
Satin Chrome



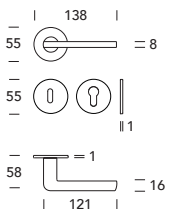

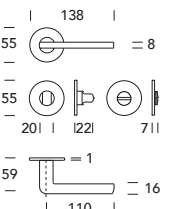


OC
Cromato
Chrome




Coordinated **Design**




<p>119MRJ08  </p> 	<p>119RWJ08  WC</p> 			
--	--	--	--	--

 Ottone
Brass

 Rosetta Falt 1mm
Flat Rose 1mm

 Foro Chiave
Keyhole

 Foro Yale
E. profile cylinder

WC Nottolino bagno
Bathroom turn



Q-10 119 / 816

DESIGN **STUDIO REGUITTI**

Nella maniglia Q-10 funzionalità ed estetica convivono armoniosamente all'insegna della semplicità formale. Spigoli arrotondati, volumi assottigliati e superficie a effetto extra liscio si incontrano in un pezzo di vero design.

Functionality and aesthetics coexist harmoniously in the Q-10 handle, emanating stylish simplicity. Rounded corners, slender lines and extremely smooth surfaces blend together in a piece of pure design.

Finiture Finishes



OC
Cromato
Chrome

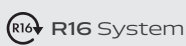


OSC
Satinato cromato
Satin Chrome

Coordinated Design

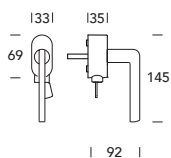


<p>119MR816 </p> <p>— 144 45 — = 7,5 45 — — 110 64 — — 10 — 16 — 121 </p>	<p>119MR916 </p> <p>— 126 62 — = 8 62 — — 110 67 — — 10 — 16 — 110 </p>	<p>119RW816 </p> <p>— 144 45 — = 7,5 45 — — 110 64 — — 10 — 16 — 121 </p>	<p>119DK024 </p> <p>— 130 112 65 — 143 — 69 </p>	<p>119DK075 </p> <p>— 130 126 64 — 143 — 83 </p>
---	---	---	--	--

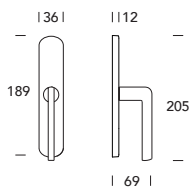




119DKC67



119SE070
119SG070



↔ Autoregolante
Self adjusting



SECURBLOCK



SECURKEY



Sabina 031 / 416

DESIGN **STUDIO REGUITTI**

SABINA è espressione della massima sinergia fra ricerca formale e attenzione stilistica, elementi che confluiscono in una maniglia dal design pulito, sobrio ed equilibrato in grado di collocarsi all'interno dei progetti più disparati.

SABINA is the maximum synergy between formal research and stylistic attention expression: a clean, sober and balanced designed handle able to fit into the most disparate furnishing projects.

Finiture Finishes



ZSC
Satinato cromato*
Satin Chrome*



BG
Bronzato graffiato
Scratched bronzed



LV
Lucido verniciato
Polished varnished

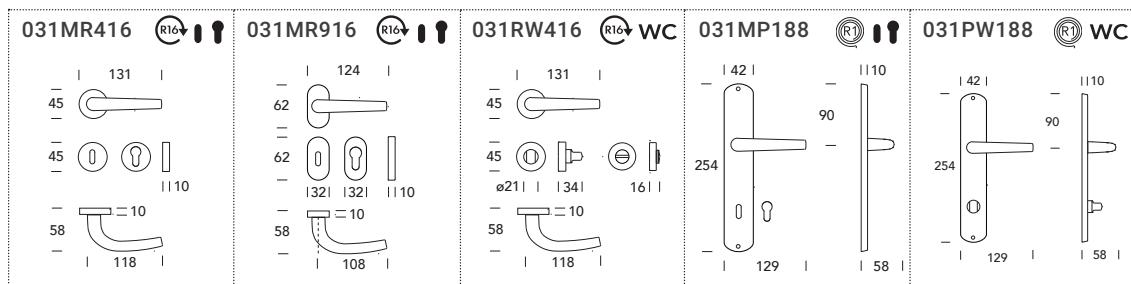


NR
Nero opaco RAL 9005*
Matt black RAL 9005*

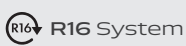


OS
Satinato verniciato
Matt scratched bronzed

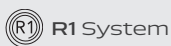
Coordinated Design



Ottone
Brass




R16 System



R1 System



Foro Chiave
Keyhole


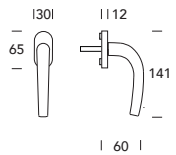

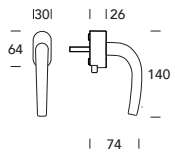

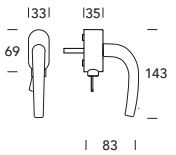
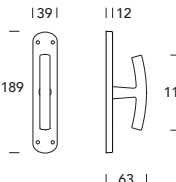
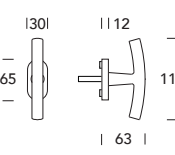


Foro Yale
E. profile cylinder

* Materiale TeknoMetal - TeknoMetal Material





<p>031DK024 </p> 	<p>031DK075 </p> 	<p>031DKC67 </p> 	<p>031CR189 031MA189</p> 	<p>031TK015</p> 
---	--	--	--	---

WC Nottolino bagno
Bathroom turn

 Autoregolante
Self adjusting

 SECURBLOCK

 SECURKEY



Sasha 173 / 416

DESIGN **STUDIO REGUITTI**

L'accostamento tra finitura lucida e superficie satinata esalta ancor più la morbidezza delle forme e la sensualità dei volumi di un oggetto come SASHA, nel quale il confine fra classico e moderno diventa sottilissimo.

Combination of polished finish and frosted outer layer enhances the gentle shapes and the sensual lines of SASHA: an item in which classic and contemporary styles live together.

Finiture Finishes



OS/LV


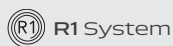
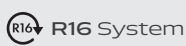
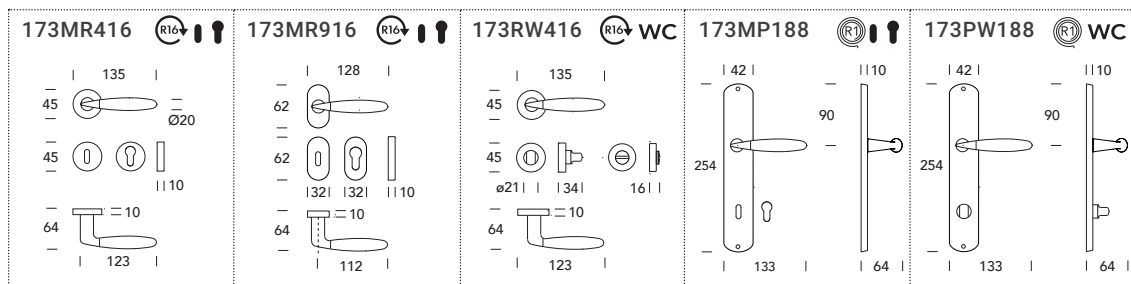
Satinato verniciato / Lucido verniciato
Satin varnished / Polished varnished



OSC/OC

Satinato cromato / Cromato
Satin chrome / Chrome

Coordinated Design





<p>173DK024</p>	<p>173DK075</p>	<p>173DKC67</p>	<p>173SE070 173SG070</p>	
-----------------	-----------------	-----------------	------------------------------	--

WC Nottolino bagno
Bathroom turn

↔ Autoregolante
Self adjusting

🔒 SECURBLOCK

🔑 SECURKEY



Shut 196 / 416

DESIGN **STUDIO REGUITTI**

Una linea asciutta e di ricercato design caratterizzano SHUT, le cui delicate zigrinature evocano sottili e leggiadre vesti femminili per dar vita a un accessorio capace di inserirsi con carattere e personalità negli ambienti più diversi.

SHUT stands out for its sharp profile and elegant design, its delicate knurls evoking slender and graceful feminine robes, creating an accessory that adds character and personality to the most diverse environments.

Finiture Finishes



OSC
Satinato cromato
Satin Chrome



BG
Bronzato graffiato
Scratched bronzed

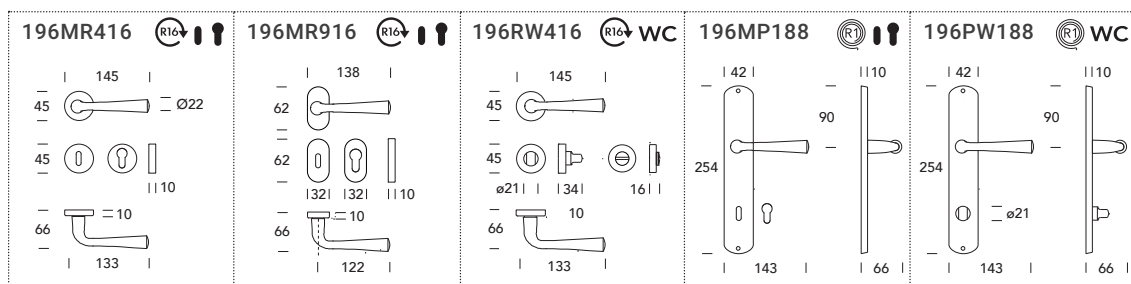


LV
Lucido verniciato
Polished varnished

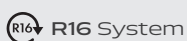


OC
Cromato
Chrome

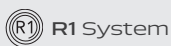
Coordinated Design



Ottone
Brass



R16 System



R1 System




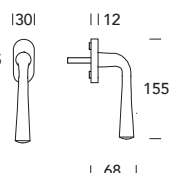

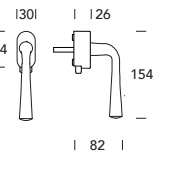

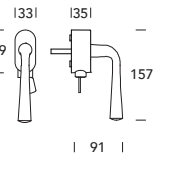
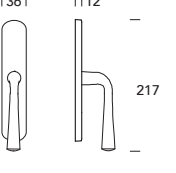
Foro Chiave
Keyhole



Foro Yale
E. profile cylinder





<p>196DK024 </p> 	<p>196DK075 </p> 	<p>196DKC67 </p> 	<p>196SE070 196SG070</p> 
---	--	--	--

WC Nottolino bagno
Bathroom turn

 Autoregolante
Self adjusting

 SECURBLOCK

 SECURKEY





Spring 141 / minimal 022

DESIGN
STUDIO REGUITTI

Ergonomia, praticità d'uso e stile urbano, così da poter essere trasversale alle più varie esigenze progettuali. SPRING è la maniglia che soddisfa le richieste dell'arredamento contemporaneo: comfort, durata, piacevolezza ed eleganza.

Contoured shape, handiness and urban style: SPRING is especially suitable for many designing needs. This handle is able to meet the requirements of contemporary décor: comfort, long lasting, beauty and elegance.

Finiture Finishes



NR
Nero opaco RAL 9005
Matt Black RAL 9005



PSB
PVD Satin black
PVD Satin black



ZSC
Satinato cromato
Satin Chrome





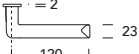


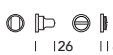
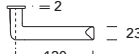
 **PVD
ULTRA FINISH**

KIT Spring Minimal con serratura magnetica pag. 677 - **Spring Minimal KIT** with magnetic lock, page 677



Coordinated **Design**



<p>141MR022  </p> <p> 133 </p> <p>25  = 9</p> <p>25  125 2</p> <p>57  = 2 23</p> <p> 120 </p>	<p>141RW022  WC</p> <p> 133 </p> <p>25  = 9</p> <p>25  126 8</p> <p>57  = 2 23</p> <p> 120 </p>			
--	---	--	--	--


 TeknoMetal

 Rosetta Minimal 2mm
Minimal Rose 2mm

 Foro Chiave
Keyhole

 Foro Yale
E. profile cylinder

WC Nottolino bagno
Bathroom turn

 Sistema Montaggio Garantito - *Guaranteed Assembly System*



Spring 141 / 416

DESIGN **STUDIO REGUITTI**

Ergonomia, praticità d'uso e stile urbano, così da poter essere trasversale alle più varie esigenze progettuali. SPRING è la maniglia che soddisfa le richieste dell'arredamento contemporaneo: comfort, durata, piacevolezza ed eleganza.

Contoured shape, handiness and urban style: SPRING is especially suitable for many designing needs. This handle is able to meet the requirements of contemporary décor: comfort, long lasting, beauty and elegance.

Finiture Finishes



ZSC
Satinato cromato
Satin Chrome

NR
Nero opaco RAL 9005
Matt black RAL 9005

PSB
PVD Satin black
PVD Satin black

Coordinated Design



141MR416	141MR916	141RW416 WC	141MP188	141PW188 WC

TeknoMetal

R16 System

R1 System

Foro Chiave
Keyhole

Foro Yale
E. profile cylinder

round



<p>141DK024</p>	<p>141DK075</p>	<p>141DKC67</p>	<p>141SE070 141SG070</p>	
-----------------	-----------------	-----------------	------------------------------	--

WC Nottolino bagno
Bathroom turn

↔ Autoregolante
Self adjusting

🔒 SECURBLOCK

🔑 SECURKEY

🌈 PVD
ULTRA FINISH



Triangolo 273 / 816

DESIGN **STUDIO REGUITTI**

Armonia e proporzione accompagnano da secoli il pensiero alla base delle forme triangolari. Allo stesso modo la maniglia TRIANGOLO offre un concept organico, come fosse un'architettura moderna, ma con chiari richiami di ispirazione neoclassica.

Harmony and proportions have been the concept base of triangular forms for centuries. In the same way, the TRIANGOLO handle offers an organic concept, like a modern architecture, but with clear references to neoclassical inspiration.

Finiture Finishes



LV
Lucido verniciato
Polished varnished



BG
Bronzato graffiato
Scratched bronzed

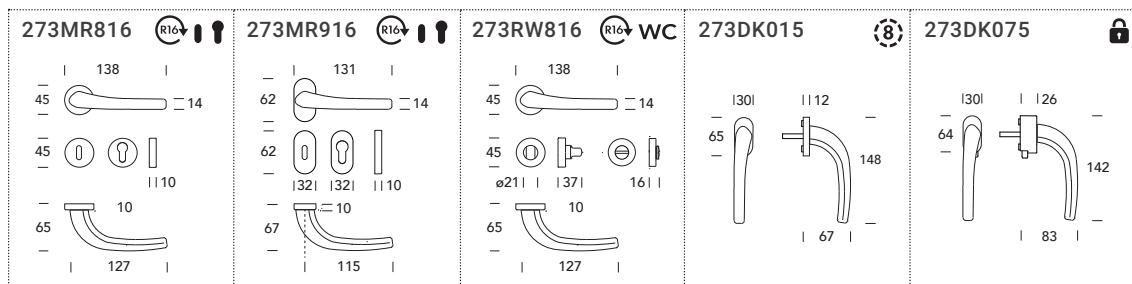


OC
Cromato
Chrome

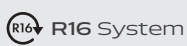


OSC
Satinato cromato
Satin Chrome

Coordinated Design



Ottone
Brass



R16 System



Foro Chiave
Keyhole



Foro Yale
E. profile cylinder



WC Nottolino bagno
Bathroom turn



round



DX



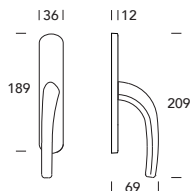
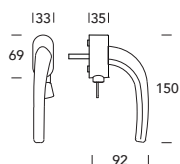
DX



273DKC67



273SE070
273SG070



8 8 Scatti
8 Positions



SECURBLOCK



SECURKEY



Waltham 336 / 416

DESIGN **STUDIO REGUITTI**

Semplice, lineare, equilibrata. WALTHAM rappresenta l'emblema della moderna maniglia che nella sua essenzialità e senza rinunciare a suggestioni classiche, è in grado di adattarsi a qualunque concept progettuale, sia esso pubblico o privato.

Simple, linear, balanced. WALTHAM is the emblem of the modern handle with simplicity and without giving up classic suggestions. It is able to adapt to any design concept, whether public or private.

Finiture Finishes



ZSC

Satinato cromato
Satin Chrome

Coordinated Design



336MR416	336MR916	336RW416 WC	336DK024	336DK075

TeknoMetal

R16 System


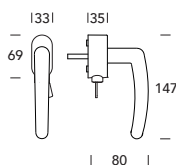
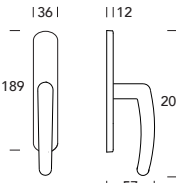
Foro Chiave
Keyhole

Foro Yale
E. profile cylinder

WC Nottolino bagno
Bathroom turn

round



<p>336DKC67 </p> 	<p>336SE070 336SG070</p> 			
---	--	--	--	--

 **Autoregolante**
Self adjusting

 **SECURBLOCK**

 **SECURKEY**



Winchester 337 / 416

DESIGN **STUDIO REGUITTI**

L'incontro di due finiture apparentemente contrastanti nella maniglia WINCHESTER dà vita ad un originale complemento d'arredo capace di inserirsi con discrezione in abitazioni private così come in uffici e spazi pubblici, dagli stili più differenti.

The WINCHESTER handle owns two apparently contrasting finishes, that give rise to an original furnishing accessory that can fit discreetly into private homes as well as in offices and public spaces, with different styles.

Finiture Finishes



ZSC/ZCR

Satinato cromato / Cromato
Satin Chrome / Chrome

Coordinated Design



337MR416 	337MR916 	337RW416 WC 	337DK024 	337DK075
---------------------	---------------------	-------------------------------	---------------------	---------------------

TeknoMetal

R16 System

Foro Chiave
Keyhole

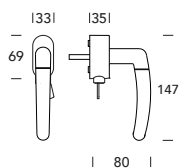
Foro Yale
E. profile cylinder

WC Nottolino bagno
Bathroom turn

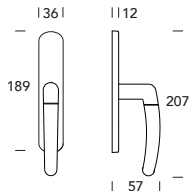
round



337DKC67



337SE070
337SG070



↔ Autoregolante
Self adjusting



SECURBLOCK



SECURKEY




























Classic/Vintage

Maniglie / Linea Classica e Vintage

Door handles / *Classic and Vintage line*

Alfabetico Name

		
Baltic 073MR pag. 220	Luigi 950MR pag. 238	Romea 189MR416 pag. 256
		
Bergen 094MR pag. 222	Mary 046MR pag. 240	Tosca 49MR416 pag. 258
		
Charme 900MR pag. 224	Mia Z01MR pag. 242	Tosca 49MRT36 pag. 260
		
Elba T88MR pag. 226	Mignon T33MR pag. 244	Tuscania T36MRT36 pag. 262
		
Epoca 800MR pag. 228	Ovalino 191MR416 pag. 246	Vienna 167MR pag. 264
		
Ginevra 40MR006 pag. 230	Ovalino 191MRT36 pag. 248	
		
Ginevra 40MR202 pag. 232	Ovalino T 190MRT36 pag. 250	
		
Ginevra 40MR416 pag. 234	Praga 166MR pag. 252	
		
Lucca T42MR pag. 236	Romea 189MR202 pag. 254	

MANIGLIE
HANDLES

MANIGLIONI
PULL HANDLE

BATTENTI
DOOR KNOCKER

POMILI
KNOBS

SCORREVOLI
SLIDING DOOR

MAN. ALZANTI
PULL HAND FOR SLIDING DOORS

SICUREZZA
SAFETY

COMPLEMENTI
COMPLEMENTS

INFO TECNICHE
TECHNICAL INFO

FINITURE
FINISHES

ESPOSITORI
DISPLAY



Baltic 073 / 382

DESIGN **STUDIO REGUITTI**

Come una conchiglia di mare, le linee di BALTIC si avviluppano in un gioco serpentino di volumi, evocando residenze che si affacciano sui fiordi, arredi in puro stile coastal e decorazioni di dimore storiche.

Just like a sea shell, the winding lines of the BALTIC create wavy forms, evoking residences overlooking the fjords, coastal-style furnishings and the decor of historic homes.

Finiture Finishes



AGV
Argento vecchio
Old silver



AN
Antico
Antique



LV
Lucido verniciato
Polished varnished



OC
Cromato
Chrome



OSC
Satinato cromato
Satin Chrome


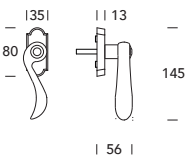


VBN
Rustico
Rustic

Coordinated Design

DX



<p>073MR382 </p> 	<p>073DK014 </p> 			
---	--	--	--	--



Ottone
Brass



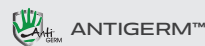
Foro Chiave
Keyhole



Foro Yale
E. profile cylinder



8 Scatti
8 Positions



ANTIGERM™





--	--	--	--	--



Bergen 094 / 006

DESIGN **STUDIO REGUITTI**

L'inconfondibile design nordico rivive nella linea BERGEN che trae ispirazione dalle forme del passato per trasmettere con forza e tenacia un'identità basata su materiale antico, stile puro ed essenza formale.

A unique nordic design lives through BERGEN collection, inspired by the shapes of the past to express deeply an identity based on ancient material, pure style and functional key.

Finiture Finishes



BGO
Bronzato graff. opaco
Matt scratched bronzed



AGV
Argento vecchio
Old silver



AN
Antico
Antique













LV
Lucido verniciato
Polished varnished



NC
Nero California
Black California

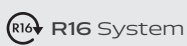
Coordinated Design



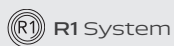
094MR006	094MR916	094RG006	094MP039	094PG039
 	 	 	 	 
127 50 50 119 66 9 25 115	118 62 132 132 110 10 67 102	127 50 50 171 145 161 9 25 115	150 119 93 255 127 66	150 119 93 255 17 127 64



Ottone
Brass




R16 System



R1 System



Foro Chiave
Keyhole



Foro Yale
E. profile cylinder





DX



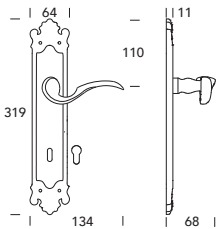
DX



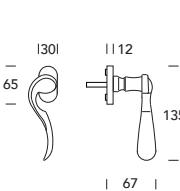
DX



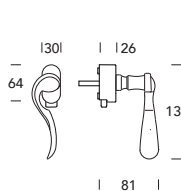
094MP198



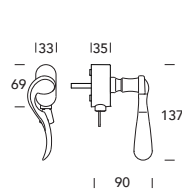
094DK015



094DK075



094DKC67



WC Nottolino bagno
Bathroom turn



8 Scatti
8 Positions



SECURBLOCK



SECURKEY



ANTIGERM™



Charme 900 / 006

DESIGN **STUDIO REGUITTI**

Semplice ed elegante, CHARME è una solida maniglia che esalta il gusto per la sobria raffinatezza, con pregiati segni di esclusività. Un'anima rustica per un complemento d'arredo che esprime il fascino nostalgico del passato.

Simple and elegant, CHARME is a solid handle that enhances the refined taste with exclusive symbols. A rustic soul for fittings complements that expresses the nostalgic charm of the past.

Finiture Finishes



AN
Antico
Antique



AGV
Argento vecchio
Old silver


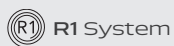
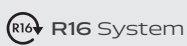
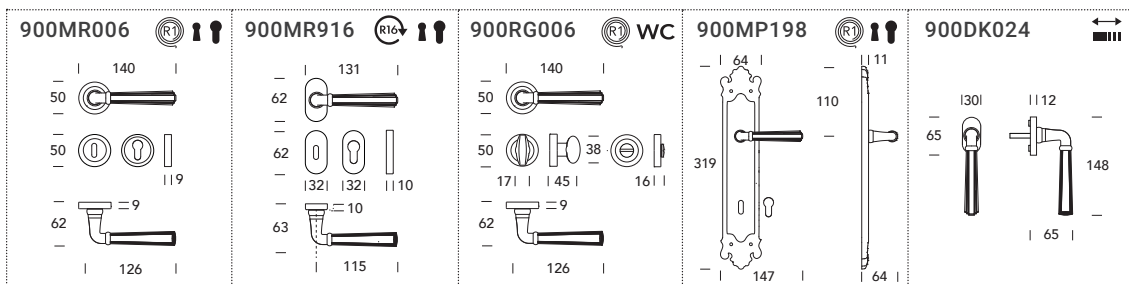


RX
Ruggine
Oxid brass



VBN
Rustico
Rustic

Coordinated Design

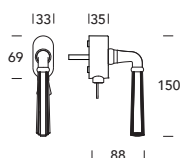
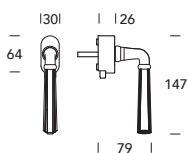




900DK075



900DKC67



WC Nottolino bagno
Bathroom turn

↔ Autoregolante
Self adjusting

 SECURBLOCK

 SECURKEY

 ANTIGERM™



Elba T88 / T36

DESIGN **STUDIO REGUITTI**

Come l'Isola dai mille orizzonti, ELBA è unica e inimitabile. Massima espressione di un gusto italico tipicamente mediterraneo, si inserisce armoniosamente in ambienti dal sapore rustico chic.

As the island of endless horizons, ELBA is unique and inimitable. It represents the cutting edge of a typical Mediterranean flavour, blending harmoniously into rustic chic environments.

Finiture Finishes



BGO
Bronzato graff. opaco
Matt scratched bronzed



AGV
Argento vecchio
Old silver



AN
Antico
Antique



LV
Lucido verniciato
Polished varnished



VBN
Rustico
Rustic

Coordinated Design



T88MRT36	T88MR007	T88RWT36	WC	T88MP039	T88DK014
 124 45 45 50 119 116,5 65 9 111	 115 67 67 127 127 117 63 7 101	 124 45 45 50 ø21 133 151 65 9 111	 50 255 126 93 9 65	 135 113 80 141 69	



Ottone
Brass



R1 System



Foro Chiave
Keyhole



Foro Yale
E. profile cylinder

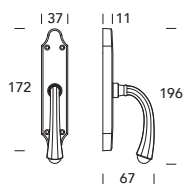


WC Nottolino bagno
Bathroom turn





T88SE040
T88SG040



8 8 Scatti
8 Positions

 SECURBLOCK

 SECURKEY

 ANTIGERM™

Epoca 800 / 006

DESIGN **STUDIO REGUITTI**

EPOCA è espressione di un design senza tempo, sospeso fra modernità e gusto retrò. Linee fluide, sagomature ricercate, dettagli curati rendono questa maniglia perfetta per chi ama uno stile finemente aristocratico.

EPOCA is expression of a timeless design, suspended among modernity and retro taste. Graceful lines, refined shapes and details make this handle perfect for people who love elegantly aristocratic style.

Finiture Finishes



BGO
Bronzato graff. opaco
Matt scratched bronzed



AN
Antico
Antique



AGV
Argento vecchio
Old silver



RX
Ruggine
Oxid brass



LR
Lucido naturale
Natural brass



VBN
Rustico
Rustic

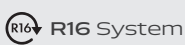
Coordinated Design



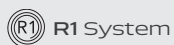
800MR006	800MR916	800RG006	800DK024	800DK075
 134 50 50 119 71 9 120	 125 62 62 132 132 110 72 10 109	 134 50 50 38 171 146 161 71 9 120	 130 112 65 142 74	 130 126 64 141 88



Ottone
Brass



R16 System



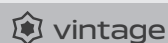
R1 System



Foro Chiave
Keyhole

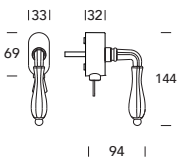


Foro Yale
E. profile cylinder





800DKC67



WC Nottolino bagno
Bathroom turn

↔ Autoregolante
Self adjusting



SECURBLOCK



SECURKEY



ANTIGERM™



Ginevra 40 / 006

DESIGN **STUDIO REGUITTI**

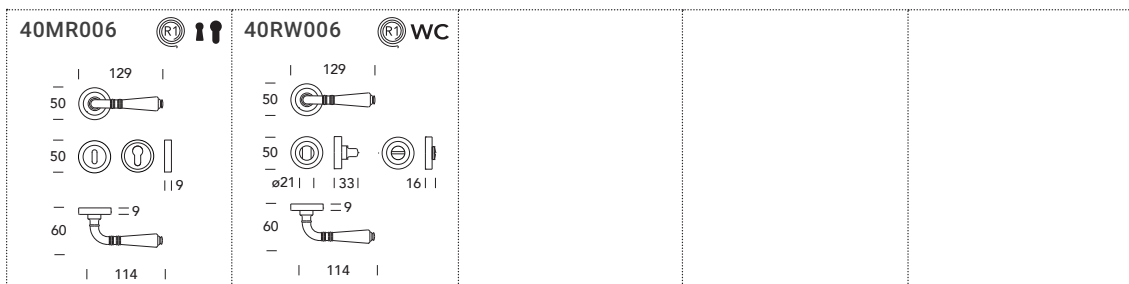
Nella collezione Ginevra il design classico sposa la ricercatezza dei dettagli per dar vita ad un complemento dal gusto antico. Un'ampia scelta di finiture Vintage Style per una maniglia robusta dallo stile intramontabile.


In Ginevra collection the classic design meets carefully studied details to create an accessory with ancient taste. There's a wide range of Vintage Style finishes for this timeless strong handle.


Finiture Finishes



Coordinated Design



 **Ottone**
Brass

 **R1 System**

 **Foro Chiave**
Keyhole

 **Foro Yale**
E. profile cylinder

WC **Nottolino bagno**
Bathroom turn

 **vintage**



--	--	--	--	--

 ANTIGERM™



Ginevra 40 / 202

DESIGN **STUDIO REGUITTI**

Nella collezione Ginevra il design classico sposa la ricercatezza dei dettagli per dar vita ad un complemento dal gusto antico. Un'ampia scelta di finiture Vintage Style per una maniglia robusta dallo stile intramontabile.

In Ginevra collection the classic design meets carefully studied details to create an accessory with ancient taste. There's a wide range of Vintage Style finishes for this timeless strong handle.

Finiture Finishes



AGV
Argento vecchio
Old silver



AN
Antico
Antique



BG
Bronzato graffiato
Scratched bronzed



BGO
Bronzato graff. opaco
Matt scratched bronzed



GR
Grey retrò
Grey retrò



LR
Lucido naturale
Natural brass



LV
Lucido verniciato
Polished varnished



NC
Nero California
Black California



RX
Ruggine
Oxid brass

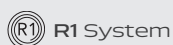


VBN
Rustico
Rustic

Coordinated Design



040MR202	040MR007	040RG202	WC	040MP040	WC





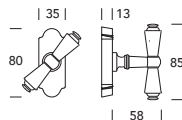
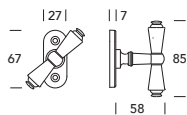
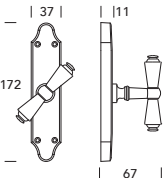
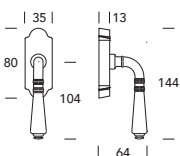
040DK014



040MA040
040CR040
040TK040

040MA007

040TK014



8 Scatti
8 Positions



ANTIGERM™



Ginevra 40 / 416

DESIGN **STUDIO REGUITTI**

Nella collezione Ginevra il design classico sposa la ricercatezza dei dettagli per dar vita ad un complemento dal gusto antico. Un'ampia scelta di finiture Vintage Style per una maniglia robusta dallo stile intramontabile.

In Ginevra collection the classic design meets carefully studied details to create an accessory with ancient taste. There's a wide range of Vintage Style finishes for this timeless strong handle.

Finiture Finishes



GR
Grey retrò
Grey retrò



AGV
Argento vecchio
Old silver



AN
Antico
Antique



BG
Bronzato graffiato
Scratched bronzed



BGO
Bronzato graff. opaco
Matt scratched bronzed



LR
Lucido naturale
Natural brass



LV
Lucido verniciato
Polished varnished



NC
Nero California
Black California

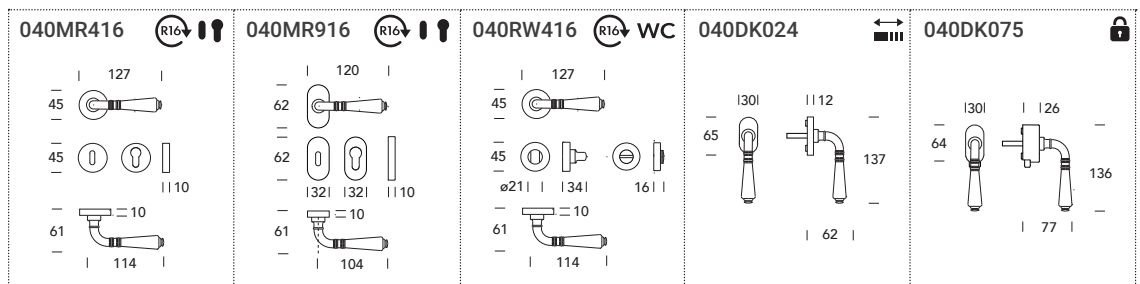


RX
Ruggine
Oxid brass



VBN
Rustico
Rustic

Coordinated Design



Ottone
Brass

R16 System

Foro Chiave
Keyhole

Foro Yale
E. profile cylinder

WC **Nottolino bagno**
Bathroom turn

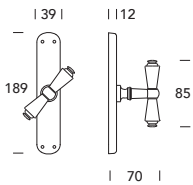
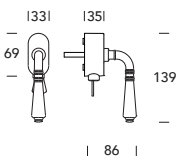
vintage



040DKC67



040CR189
040MA189



↔ Autoregolante
■ Self adjusting



SECURBLOCK



SECURKEY



ANTIGERM™



Lucca T42 / T36

DESIGN **STUDIO REGUITTI**

Leggere scanalature e finiture delicate rendono la maniglia LUCCA evocativa dei tipici arredi in stile tradizionale toscano che adornano ambienti senza tempo, dove storia e immaginazione creano un legame dal gusto antico, caldo e accogliente.

Slight grooves and delicate finishes make the LUCCA handle evocative of the typical traditional Tuscan style furnishings that characterize timeless environments, where history and imagination create a bond with an ancient, warm and welcoming taste.

Finiture Finishes



VBN
Rustico
Rustic

LR
Lucido naturale
Natural brass

BGO
Bronzato graff. opaco
Matt scratched bronzed

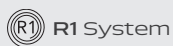
AN
Antico
Antique

AGV
Argento vecchio
Old silver

Coordinated Design



T42MRT36	T42MR007	T42RGT36	WC	T42MP040	T42PG040	WC
<p>120 45 45 50 119 116,5 62 9 107 </p>	<p>111 67 67 127 127 117 60 7 97 </p>	<p>120 45 45 38 171 144 151 62 9 107 </p>	<p>15 </p>	<p>140 119 87 246 62 </p>	<p>140 119 87 246 17 44 </p>	<p>15 </p>





T42DK015



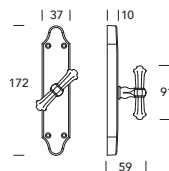
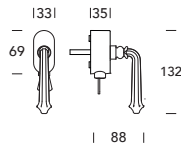
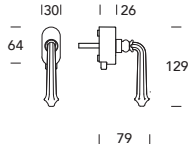
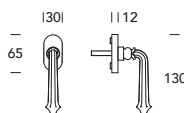
T42DK075



T42DKC67



T42CR040
T42MA040



8 Scatti
8 Positions



SECURBLOCK



SECURKEY



ANTIGERM™



Luigi 950 / T36

DESIGN **STUDIO REGUITTI**

Il fascino di epoche lontane rivive nella maniglia classica LUIGI, che sembra uscire dai meandri del tempo, distinguendosi per il connubio tra la forma solida, funzionale e pratica di un pomolo e le ricercate decorazioni e certissime lavorazioni che lo abbelliscono.

The ancient eras charm lives on in the classic LUIGI handle, which seems to emerge from the intricacies of time, distinguishing itself by the combination of the solid, functional and practical shape of its knob and the refined decorations and painstaking workmanship that embellish it.

Finiture Finishes



AGV
Argento vecchio
Old silver



AN
Antico
Antique



BGO
Bronzato graff. opaco
Matt scratched bronzed



LV
Lucido verniciato
Polished varnished



LR
Lucido naturale
Natural brass

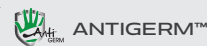
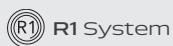
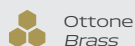


VBN
Rustico
Rustic

Coordinated Design



<p>950MRT36 </p> <p>133 45 45 50 119 116,5 51 = 9 64 </p>	<p>950MR007 </p> <p>67 67 127 127 117 49 = 7 64 </p>	<p>950MP166 </p> <p>133 117 242 80 49 </p>	<p>950CR040 950MA040</p> <p>37 110 172 64 52 </p>	<p>950MA007</p> <p>27 117 67 64 49 </p>
---	--	--	--	---

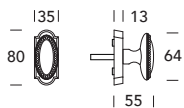




N NEW



950TK014



Mary 046 / T33

DESIGN **STUDIO REGUITTI**

MARY, un nome regale per una signora maniglia dai tratti ottocenteschi che si distingue per il delicato gioco di volumi arrotondati, culminanti con una perla d'ottone. Romantica e nostalgica al punto giusto.

MARY, a royal name for a regal handle reminiscent of the nineteenth century, distinguished by the effect of delicate rounded forms culminating in a brass pearl. Subtly romantic and nostalgic.

Finiture Finishes



LR
Lucido naturale
Natural brass



LV
Lucido verniciato
Polished varnished



VBN
Rustico
Rustic

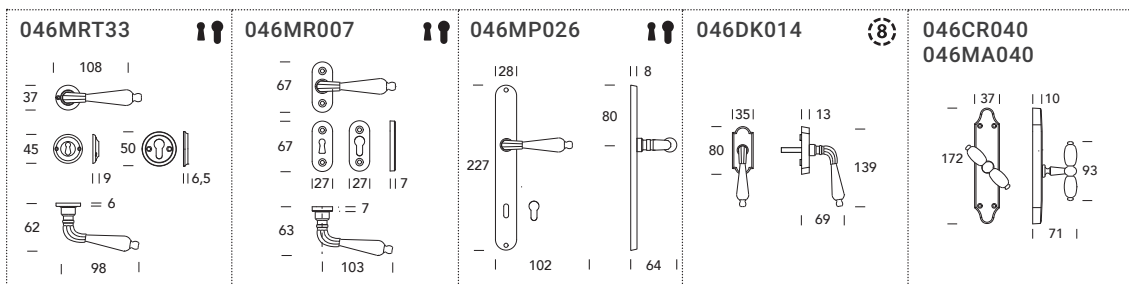


AN
Antico
Antique



AGV
Argento vecchio
Old silver

Coordinated Design



Ottone
Brass



Foro Chiave
Keyhole



Foro Yale
E. profile cylinder



ANTIGERM™



8 Scatti
8 Positions





--	--	--	--	--



Mia Z01 / 416

DESIGN **STUDIO REGUITTI**

Delicate suggestioni neoromantiche rivivono in questa maniglia che ha tutto il sapore di antiche dimore e di vecchi casali, luoghi senza tempo in cui MIA trova ideale collocazione grazie alle sue linee armoniose e alle raffinate finiture.

Soft neoromantic suggestions come to life in this handle that has all the taste of old houses and old farmhouses: timeless places where MIA finds its ideal location thanks to its harmonious lines and refined finishes.

Finiture Finishes



GR
Grey retrò
Grey retrò


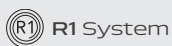
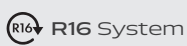
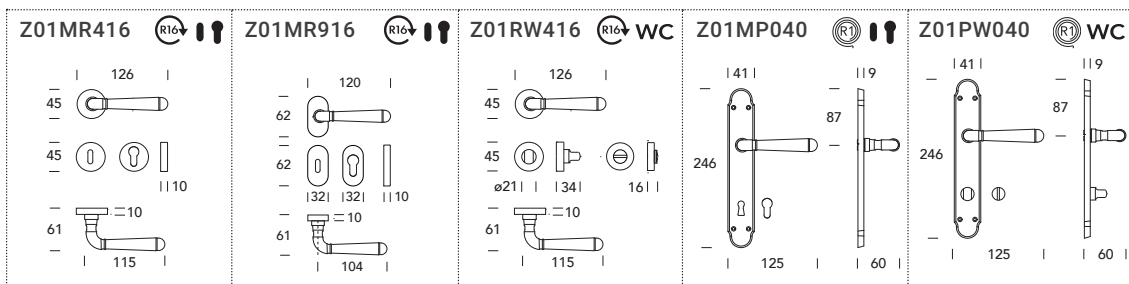
LV
Lucido verniciato
Polished varnished

VBN
Rustico
Rustic

AN
Antico
Antique

AGV
Argento vecchio
Old silver


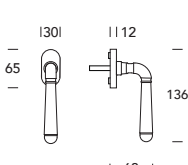

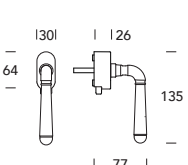

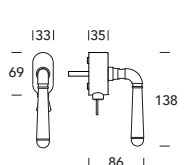
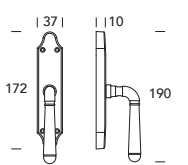
Coordinated Design





N NEW



<p>Z01DK024 </p> 	<p>Z01DK075 </p> 	<p>Z01DKC67 </p> 	<p>Z01SE040 Z01SG040</p> 
---	--	--	--

WC Nottolino bagno
Bathroom turn

 Autoregolante
Self adjusting

 SECURBLOCK

 SECURKEY

 ANTIGERM™



Mignon T33 / T33

DESIGN **STUDIO REGUITTI**

Arredi dal gusto tipicamente toscano, pavimentazioni in cotto e murature in pietra a vista compongono uno scenario raffinato ed elegante nel quale la maniglia MIGNON può trovare perfetto inserimento quale complemento a porte di pregiata fattura.

Typically Tuscan taste furnishings, terracotta floors and exposed stone walls make up a refined and elegant environment in which the MIGNON handle can be perfectly inserted as a complement to doors of fine workmanship.

Finiture Finishes



LV
Lucido verniciato
Polished varnished



VBN
Rustico
Rustic



BGO
Bronzato graff. opaco
Matt scratched bronzed



AN
Antico
Antique



AGV
Argento vecchio
Old silver

Coordinated Design



T33MRT33	T33MR007	T33DK015	T33SP007	T33MA007
83 37 — — 45 — — 50 — — 5 5 116,5 52 — — 6 — 74	78 67 — — 67 — — — 117 127 127 53 — — 7 — 64	130 1112 — 65 — — — 97 — 58	130 117 — 65 — — — 98 — 54	127 117 — 67 — — — 61 — 50



Ottone
Brass



Foro Chiave
Keyhole



Foro Yale
E. profile cylinder



8 Scatti
8 Positions

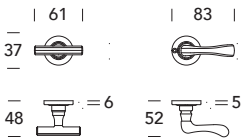


ANTIGERM™

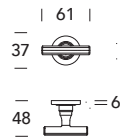
vintage



T33MMT33



🔑 T33CBT33



Ovalino 191 / 416

DESIGN **STUDIO REGUITTI**


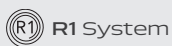
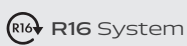
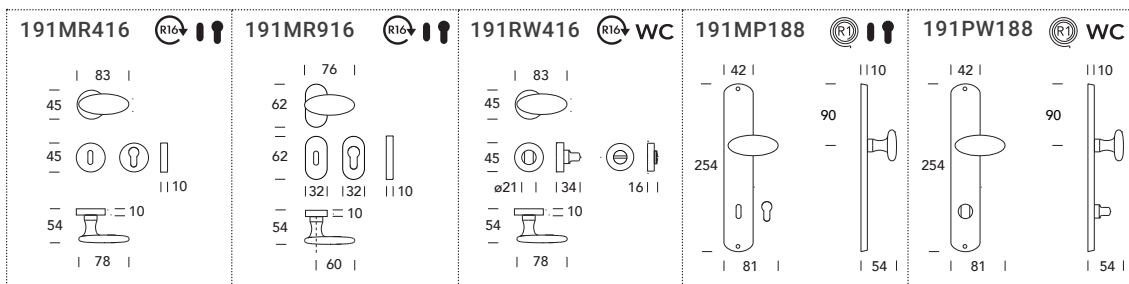
Ha i volumi di un pomolo, la forza di una maniglia, l'ironia di un gioco. È OVALINO e spiazza per la sua semplicità semantica e strutturale, per la sua essenzialità progettuale e l'incisiva matericità.

It has the volumes of a knob, the strength of a handle, the irony of a game. OVALINO is a design wrong-footing, in order to its semantic and structural simplicity, its essential design and its incisive substance.

Finiture Finishes

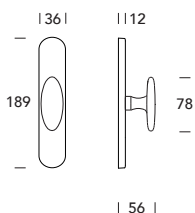


Coordinated Design





190CR070
190MA070



WC Nottolino bagno
Bathroom turn



ANTIGERM™



Ovalino 191 / T36

DESIGN **STUDIO REGUITTI**

Ha i volumi di un pomolo, la forza di una maniglia, l'ironia di un gioco. È OVALINO e spiazza per la sua semplicità semantica e strutturale, per la sua essenzialità progettuale e l'incisiva matericità.

It has the volumes of a knob, the strength of a handle, the irony of a game. OVALINO is a design wrong-footing, in order to its semantic and structural simplicity, its essential design and its incisive substance.

Finiture Finishes



AGV
Argento vecchio
Old silver



AN
Antico
Antique



VBN
Rustico
Rustic



LV
Lucido verniciato
Polished varnished



LR
Lucido naturale
Natural brass

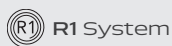


RX
Ruggine
Oxid brass

Coordinated Design



<p>191MRT36 </p>	<p>191MR007 </p>	<p>191MP166 </p>	<p>191DK024 </p>	<p>191DK075 </p>
-------------------------	-------------------------	-------------------------	-------------------------	-------------------------

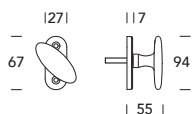
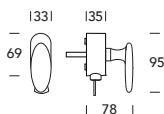




191DKC67



191MA007



 SECURBLOCK

 SECURKEY

 ANTIGERM™



Ovalino T 190 / T36

DESIGN **STUDIO REGUITTI**

Ha i volumi di un pomolo, la forza di una maniglia, l'ironia di un gioco. È OVALINO e spiazza per la sua semplicità semantica e strutturale, per la sua essenzialità progettuale e l'incisiva matericità.

It has the volumes of a knob, the strength of a handle, the irony of a game. OVALINO is a design wrong-footing, in order to its semantic and structural simplicity, its essential design and its incisive substance.

Finiture Finishes



VBN
Rustico
Rustic



LV
Lucido verniciato
Polished varnished



LR
Lucido naturale
Natural brass



AN
Antico
Antique



AGV
Argento vecchio
Old silver



RX
Ruggine
Oxid brass

Coordinated Design



190MRT36	190MR007	190CR040 190MA040	190MA007	190TK014





--	--	--	--	--



Praga 166 / T36

DESIGN **STUDIO REGUITTI**

Dal rondocubismo, quando gli angoli si ammorbidiscono, al senso pratico del funzionalismo ove "ogni ornamento è un crimine": questa è PRAGA, la nuova espressione che conquista l'arredo.

From Rondocubism, when the corners are softening, to the concrete sense of functionalism where "ornamentation is a crime": this is PRAGA, the new expression winning the home furnishings.

Finiture Finishes



RX
Ruggine
Oxid brass

AGV
Argento vecchio
Old silver

AN
Antico
Antique

VBN
Rustico
Rustic

LV
Lucido verniciato
Polished varnished

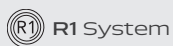


LR
Lucido naturale
Natural brass

Coordinated Design



166MRT36	166MR007	166RGT36	WC	166MP166	166PG166	WC



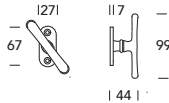
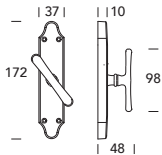
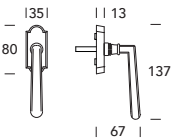


166DK014



166CR040
166MA040

166MA007



8 Scatti
8 Positions



ANTIGERM™



Romea 189 / 202

DESIGN **STUDIO REGUITTI**

ROMEA narra di antichi casali, di castelli medievali, di fanciulle da salvare e pellegrini da guidare. Un design nostalgico per una maniglia di classe che trova massima espressione in ristrutturazioni di classico charme.

ROMEA tells the story of old farmhouses, medieval castles, damsels to save and pilgrims to lead. A nostalgic design for a classy handle embellishes classic charm renovations.

Finiture Finishes



AN
Antico
Antique



AGV
Argento vecchio
Old silver



VBN
Rustico
Rustic



LV
Lucido verniciato
Polished varnished



LR
Lucido naturale
Natural brass



RX
Ruggine
Oxid brass

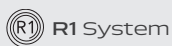


NC
Nero California
Black California

Coordinated Design

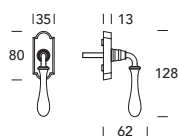


189MR202	189MR007	189RW202	WC	189MP166	189PW166	WC
 129 53 53 50 119 116,5 58 9 114	 117 67 67 127 127 117 56 7 103	 129 52 52 136 58 9 114	 133 117 242 80 120 56	 141 119 246 87 124 58		

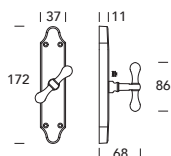




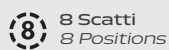
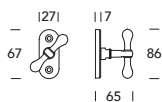
189DK014



189CR040
189MA040



189MA007



8 Scatti
8 Positions



ANTIGERM™




Romea 189 / 416

DESIGN **STUDIO REGUITTI**

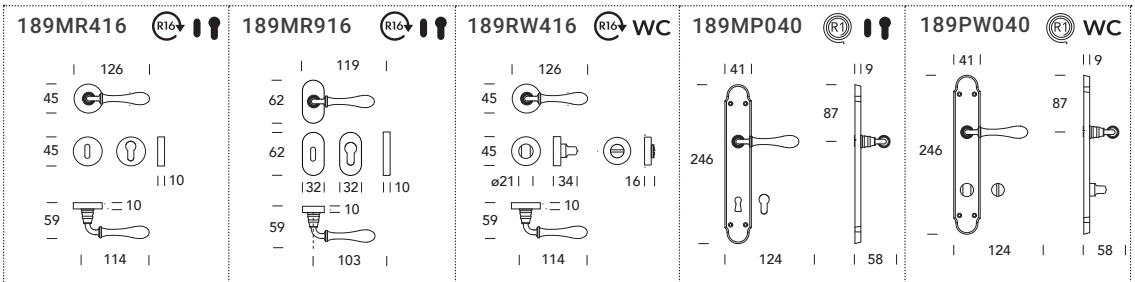
ROMEA narra di antichi casali, di castelli medievali, di fanciulle da salvare e pellegrini da guidare. Un design nostalgico per una maniglia di classe che trova massima espressione in ristrutturazioni di classico charme.

ROMEA tells the story of old farmhouses, medieval castles, damsels to save and pilgrims to lead. A nostalgic design for a classy handle embellishes classic charm renovations.

Finiture Finishes



Coordinated Design



Ottone Brass
R16 System
R1 System
Foro Chiave Keyhole
Foro Yale E. profile cylinder



189DK024



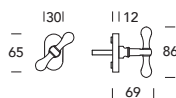
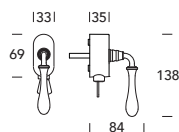
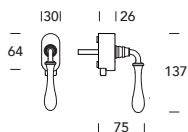
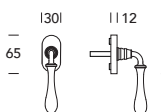
189DK075



189DKC67



189TK015



WC Nottolino bagno
Bathroom turn

Autoregolante
Self adjusting

SECURBLOCK

SECURKEY

ANTIGERM™



Tosca 049 / 416

DESIGN **STUDIO REGUITTI**

TOSCA è un modello che sopravvive al tempo e alle mode, un complemento in ottone dalle linee sinuose e leggere, dall'estetica dolce e morbida, intramontabile come l'opera pucciniana da cui trae spunto.

TOSCA has always been a model that lives through fads, a brass complement characterised by sinuous and fairy lines and a soft aesthetics. It's an everlasting design as the Puccini's work from which it's inspired by.

Finiture Finishes



VBN
Rustico
Rustic



LV
Lucido verniciato
Polished varnished



LR
Lucido naturale
Natural brass



AN
Antico
Antique



AGV
Argento vecchio
Old silver



RX
Ruggine
Oxid brass

Coordinated Design

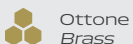
DX

DX

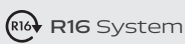
DX



<p>049MR416 </p> <p> 105 </p> <p>45</p> <p>45</p> <p>1110</p> <p>56</p> <p>10</p> <p> 92 </p>	<p>049MR916 </p> <p> 98 </p> <p>62</p> <p>62</p> <p>1321 1321 1110</p> <p>56</p> <p>10</p> <p> 82 </p>	<p>049DK024 </p> <p>1301</p> <p>65</p> <p>1112</p> <p>115</p> <p>60</p>	<p>049DK075 </p> <p>1301</p> <p>64</p> <p>126</p> <p>114</p> <p>72</p>	<p>049DKC67 </p> <p>1331</p> <p>69</p> <p>1351</p> <p>117</p> <p>81</p>
--	---	--	---	--



Ottone
Brass



R16 System



Foro Chiave
Keyhole



Foro Yale
E. profile cylinder

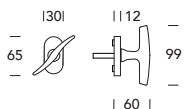


Autoregolante
Self adjusting





049TK015



SECURBLOCK



SECURKEY



ANTIGERM™



Tosca 049 / T36

DESIGN **STUDIO REGUITTI**

TOSCA è un modello che sopravvive al tempo e alle mode, un complemento in ottone dalle linee sinuose e leggere, dall'estetica dolce e morbida, intramontabile come l'opera pucciniana da cui trae spunto.

TOSCA has always been a model that lives through fads, a brass complement characterised by sinuous and fairy lines and a soft aesthetics. It's an everlasting design as the Puccini's work from which it's inspired by.

Finiture Finishes



LV
Lucido verniciato
Polished varnished



LR
Lucido naturale
Natural brass



VBN
Rustico
Rustic



AN
Antico
Antique



AGV
Argento vecchio
Old silver



RX
Ruggine
Oxid brass

Coordinated Design



DX



<p>049MRT36 </p> <p>105 45 45 50 119 116,5 57 9 92 </p>	<p>049MR007 </p> <p>96 67 67 127 127 117 55 7 82 </p>	<p>049MP166 </p> <p>133 117 88 242 99 55 </p>	<p>049DK014 </p> <p>135 113 80 122 61 </p>	<p>049CR040 049MA040</p> <p>137 110 172 99 59 </p>
---	---	---	--	---



Ottone
Brass



R1 System



Fore Chiave
Keyhole



Fore Yale
E. profile cylinder

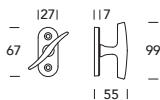


8 Scatti
8 Positions





049MA007



 ANTIGERM™



Tuscania T36 / T36

DESIGN **STUDIO REGUITTI**

TUSCANIA racconta il fascino del passato e la magia di ambienti rustici raffinati. Volumi massicci e forme tradizionali sono arricchiti da finiture classiche o vintage per donare eleganza ad ogni spazio.

TUSCANIA speaks about the charm of the past and the magic of fine rustic environments. Solid volumes and traditional shapes are enhanced by classic or vintage finishes in order to give elegance to every space.

Finiture Finishes



LR
Lucido naturale
Natural brass



LV
Lucido verniciato
Polished varnished



VBN
Rustico
Rustic



BGO
Bronzato graff. opaco
Matt scratched bronzed



AN
Antico
Antique



OBT
Bronzo Toscana
Toscana Bronze

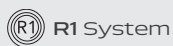


AGV
Argento vecchio
Old silver

Coordinated Design

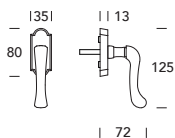


T36MRT36	T36MR007	T36RWT36	WC	T36MP040	T36PW040	WC
<p>108 45 45 50 119 116,5 68 9 94 </p>	<p>99 67 67 127 127 117 66 7 85 </p>	<p>108 45 45 50 119 116,5 68 9 94 </p>	<p>141 87 246 105 68 </p>	<p>141 87 246 105 68 </p>	<p>141 87 246 105 68 </p>	<p>141 87 246 105 68 </p>

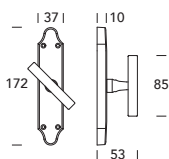




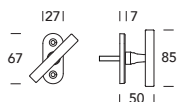
T36DK014



T36CR040
T36MA040



T36MA007



8 Scatti
8 Positions



ANTIGERM™



Vienna 167 / 416

DESIGN **STUDIO REGUITTI**

Rigore e purezza delle forme rendono VIENNA il complemento ideale per chi ama uno stile tradizionale dai tratti semplici e incisivi, dai dettagli ben curati, dalla presa solida e decisa.

Rigour and purity of shapes make VIENNA the perfect accessory for people who love a traditional style with simple and incisive features, carefully detailed, with a solid and strong grip.

Finiture Finishes



AGV
Argento vecchio
Old silver



AN
Antico
Antique




VBN
Rustico
Rustic



LV
Lucido verniciato
Polished varnished

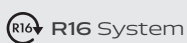
Coordinated Design



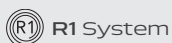
167MR416	167MR916	167RG416 WC	167MP039	167PG039 WC
<p>129 45 45 61 115 </p>	<p>122 62 62 61 106 </p>	<p>129 45 45 61 115 </p>	<p>50 255 131 </p>	<p>50 255 133 </p>



Ottone
Brass



R16 System



R1 System



Foro Chiave
Keyhole



Foro Yale
E. profile cylinder





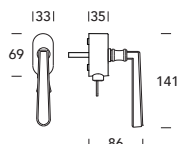
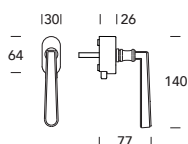
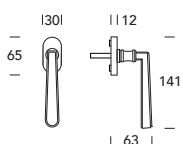
167DK015



167DK075



167DKC67



8 Scatti
8 Positions



SECURBLOCK



SECURKEY



ANTIGERM™





Maniglie / Linea Porcelain *Door handles / Porcelain line*



Cinzia
69MR006 pag. 268



Cinzia
69MR202 pag. 270



Cinzia
69MR416 pag. 272



Ovale
53PR406 pag. 274



Sandra
168MR006 pag. 276

MANIGLIONI
PULL HANDLE

BATTENTI
DOOR KNOCKER

POMOLI
KNOBS

SCORREVOLI
SLIDING DOOR

MAN. ALZANTI
PULL HAND FOR SLIDING DOORS

SICUREZZA
SAFETY

COMPLEMENTI
COMPLEMENTS

INFO TECNICHE
TECHNICAL INFO

FINITURE
FINISHES

ESPOSITORI
DISPLAY



Cinzia 69 / 006

DESIGN **STUDIO REGUITTI**

CINZIA è la maniglia in ottone e porcellana che combina pregiate finiture e finissimi decori. Pregiati inserti che richiamano lo stile floreale dei primi '900, ideali per arredare ambienti con uno spiccato gusto classico.

CINZIA is a brass and porcelain handle that combines high quality finishes with fine decorations. Exquisite inserts evoke the floral style of the early 900s; ideal for furnishing environments with a predominately classical style.

Finiture Finishes



BN/AGV

Porcellana bianca / Argento vecchio
White porcelain / Old silver



CHAMP/AGV

Porcellana champagne / Argento vecchio
Champagne porcelain / Old silver



NR/AGV

Porcellana nero opaco / Argento vecchio
Black porcelain / Old silver

Coordinated Design



069MR006	069RW006	069MP188	069PW188
142	142	142	142
50	50	90	90
50	50	254	254
119	134 161	110	110
65	65	138	138
129	117	66	66

Ottone
Brass

R1 System

Foro Chiave
Keyhole

Foro Yale
E. profile cylinder

WC Nottolino bagno
Bathroom turn

porcelain



--	--	--	--	--



Cinzia 69 / 202

DESIGN **STUDIO REGUITTI**

CINZIA è la maniglia in ottone e porcellana che combina pregiate finiture e finissimi decori. Pregiati inserti che richiamano lo stile floreale dei primi '900, ideali per arredare ambienti con uno spiccato gusto classico.

CINZIA is a brass and porcelain handle that combines high quality finishes with fine decorations. Exquisite inserts evoke the floral style of the early 900s; ideal for furnishing environments with a predominately classical style.

Finiture Finishes



BN/AN
Porcellana bianca / Antico
White porcelain / Antique



CHAMP/AN
Porcellana champagne / Antico
Champagne porcelain / Antique



CHAMP/BGO
Porcellana champagne / Bronzato graff. opaco
Champagne porcelain / Matt scratched bronzed



CHAMP/RX
Porcellana champagne / Ruggine
Champagne porcelain / Oxid brass

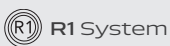
Coordinated Design



069MR202	069MR007	069RG202	WC	069MP040	069PG040	WC
<p>144 53 53 50 119 116,5 64 9 129 </p>	<p>131 67 67 127 127 117 62 7 117 </p>	<p>144 52 52 38 171 136 65 9 129 </p>	<p>116 </p>	<p>141 119 87 246 139 66 </p>	<p>141 119 87 246 139 65 </p>	



Ottone
Brass



R1 System



Foro Chiave
Keyhole



Foro Yale
E. profile cylinder

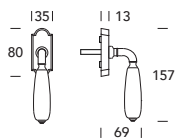


WC Nottolino bagno
Bathroom turn

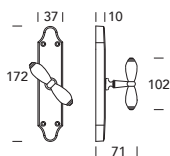




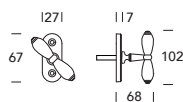
069DK014



069CR040
069MA040



069MA007



8 Scatti
8 Positions



Cinzia 69 / 416

DESIGN **STUDIO REGUITTI**

CINZIA è la maniglia in ottone e porcellana che combina pregiate finiture e finissimi decori. Pregiati inserti che richiamano lo stile floreale dei primi '900, ideali per arredare ambienti con uno spiccato gusto classico.

CINZIA is a brass and porcelain handle that combines high quality finishes with fine decorations. Exquisite inserts evoke the floral style of the early 900s; ideal for furnishing environments with a predominately classical style.

Finiture Finishes



BN/LV
Porcellana bianca / Lucido verniciato
White porcelain / Polished varnished



BN/AN
Porcellana bianca / Antico
White porcelain / Antique



CHAMP/AN
Porcellana champagne / Antico
Champagne porcelain / Antique



CHAMP/VBN
Porcellana champagne / Rustico
Champagne porcelain / Rustik

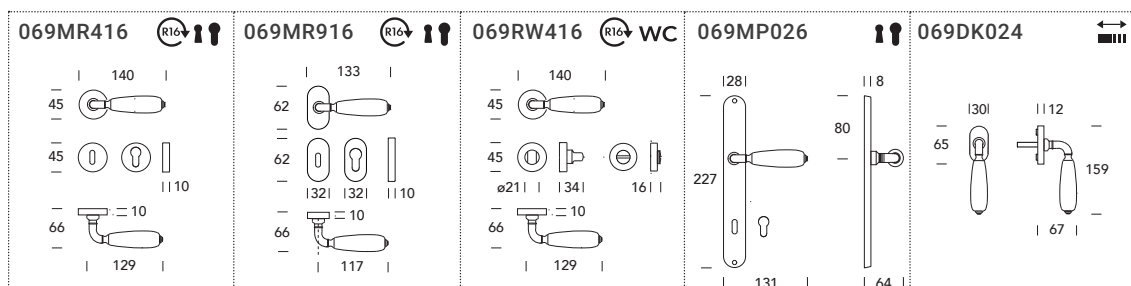


CHAMP/LV
Porcellana champagne / Lucido verniciato
Champagne porcelain / Polished varnished

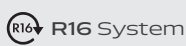


CHAMP/BGO
Porcellana champagne / Bronzato graff. opaco
Champagne porcelain / Matt scratched bronzed

Coordinated Design



Ottone
Brass



R16 System



Foro Chiave
Keyhole



Foro Yale
E. profile cylinder



WC Nottolino bagno
Bathroom turn

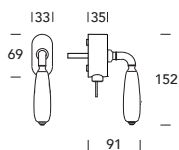
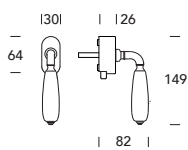




069DK075



069DKC67



↔ Autoregolante
Self adjusting



SECURBLOCK



SECURKEY

Ovale Porcellana 53 / 406

DESIGN **STUDIO REGUITTI**

Presca sicura e decisa per il pomolo OVALE, un complemento che interpreta in chiave moderna lo stile classico della finitura porcellana, pur senza rinunciare a criteri di funzionalità ed ergonomia attentamente studiati nei minimi dettagli.

Secure and firm grip for the OVALE knob: a complement that interprets the classic style of fine porcelain in a modern way, without compromising on functionality and ergonomics, carefully studied in every detail.

Finiture Finishes



BN / LV

Porcellana bianco / Lucido verniciato
White porcelain / Polished varnished



BN / AN

Porcellana bianco / Antico
White porcelain / Antique



BN / AGV

Porcellana bianco / Argento vecchio
White porcelain / Old silver



CHAMP / LV

Porcellana champagne / Lucido verniciato
Champagne porcelain / Polished varnished



CHAMP / AN

Porcellana champagne / Antico
Champagne porcelain / Antique


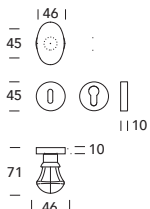
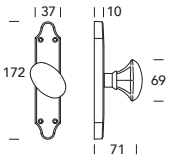
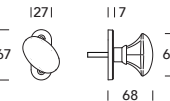
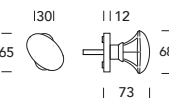


CHAMP / AGV

Porcellana champagne / Argento vecchio
Champagne porcelain / Old silver

Coordinated Design



<p>53PR406 </p> 	<p>53CR040 53MA040</p> 	<p>53MA007</p> 	<p>53TK015</p> 	
--	--	---	---	--



Ottone
Brass



Foro Chiave
Keyhole



Foro Yale
E. profile cylinder





--	--	--	--	--



Sandra 168 / 006

DESIGN **STUDIO REGUITTI**

SANDRA esprime il più tipico sapore British Style con un raffinato design dedicato a chi ama lo stile dei maestri ceramici di fine '800. Una maniglia dal significato poetico che evoca il fascino del passato e lo reinterpreta per ambienti di oggi.

SANDRA expresses the typical essence of British style, with a sophisticated design dedicated to those who love the style of ceramic masters from the end of the 800s. A poetic handle which evokes the charm of the past, reinterpreting it for today's environments.

Finiture Finishes



BN/OSC
Porcellana bianca / Satinato cromato
White porcelain / Satin Chrome



BN/OC
Porcellana bianca / Cromato
White porcelain / Chrome



BN/LV
Porcellana bianca / Lucido verniciato
White porcelain / Polished varnished



BN/AN
Porcellana bianca / Antico
White porcelain / Antique






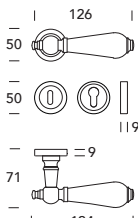


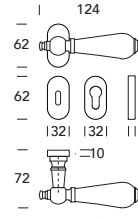

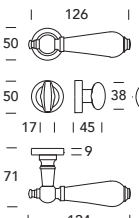

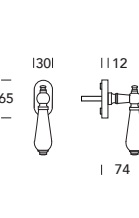

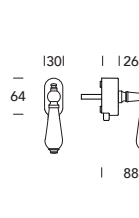
NR/OC
Porcellana nero / Cromato
Black porcelain / Chrome


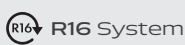
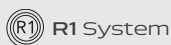


NR/OSC
Porcellana nero / Satinato cromato
Black porcelain / Satin Chrome

Coordinated **Design**

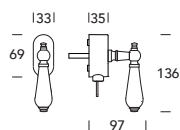


<p>168MR006  </p> 	<p>168MR916  </p> 	<p>168RG006  WC</p> 	<p>168DK015 </p> 	<p>168DK075 </p> 
--	--	--	--	---





168DKC67



WC Nottolino bagno
Bathroom turn

 8 Scatti
8 Positions

 SECURBLOCK

 SECURKEY

MANIGLIONI PULL HANDLES





Maniglioni *Pull handles*

Indice alfabetico

Name index

Name	code	Line	pag.
Alma	185/334	●	302
Archi	186/335	●	304
Artemio	325	●	305
Artemiodue	326	●	306
Astra	184	●	307
Duna	319	●	308
Eden	327	●	311
Eden B	328	●	312
Elena	312	●	313
Ginevra	040	☆	328
Ginevra Spost.	040	☆	330
Laser	130	■	286
Lineo	160/200	●	314
Monaco	338/339	☆	332
Monia	037	●	315
One	10N	■	288
Q-Mini	142	■	290
Q-Mini S	142	■	291
Q-Plus	423	■	292
Q-Star	429	■	294
Quark	425	■	296
Rubens	353	●	317
Sun	320/330	●	318
Sun B	B30	●	321
Susy	081	☆	333
Universo	315/316	●	323

Indice per codice

Code index

Code	Name	Line	pag.
037MS006	Monia	●	315
037MS037	Monia	●	316
040LD006	Ginevra	☆	328
040LD202	Ginevra	☆	329
040LS006	Ginevra	☆	330
040MD006	Ginevra	☆	330
040MD202	Ginevra	☆	329
040MS006	Ginevra S	☆	330
040MS202	Ginevra S	☆	331
081MD006	Susy	☆	333
10NMD-C0	One	■	288
10NMD-F0	One	■	289
130LDQ50	Laser	■	287
130MD	Laser	■	286
130MDQ50	Laser	■	287
142MD	Q-Mini	■	290
142MS	Q-Mini S	■	291
160MD	Lineo	●	314
184MD	Astra	●	307
185LS006	Alma	●	302
185MS006	Alma	●	302
185MSC07	Alma	●	303
186LS	Archi	●	304
186MS	Archi	●	304
200MD	Lineo	●	314
312LD006	Elena	●	313

Code	Name	Line	pag.
312MD006	Elena	●	313
315MS	Universo	●	323
316MS	Universo	●	324
319LS002	Duna	●	308
319LS006	Duna	●	309
319MS002	Duna	●	308
319MS006	Duna	●	309
319MS91C	Duna	●	310
320LS002	Sun	●	319
320LS006	Sun	●	320
320MS	Sun	●	318
320MS002	Sun	●	319
320MS006	Sun	●	320
325LS	Artemio	●	305
325MS	Artemio	●	305
326LS	Artemiodue	●	306
326MS	Artemiodue	●	306
327LS	Eden	●	311
327MS	Eden	●	311
328LS	Eden B	●	312
328MS	Eden B	●	312
330LS006	Sun	●	320
330MS	Sun	●	318
330MS006	Sun	●	320
334LS006	Alma	●	302
334MS006	Alma	●	302

Code	Name	Line	pag.
335LS	Archi	●	304
335MS	Archi	●	304
338LS	Monaco	⊛	332
338MS	Monaco	⊛	332
339LS	Monaco	⊛	332
339MS	Monaco	⊛	332
353LD	Rubens	●	317
353MD00P	Rubens	●	317
423LDQ50	Q-Plus	■	293
423MD	Q-Plus	■	292
423MDQ50	Q-Plus	■	293
425LS9QC	Quark	■	297
425LSQ02	Quark	■	298
425MS	Quark	■	296
425MS9QC	Quark	■	297
425MSQ02	Quark	■	298
429LDQ50	Q-Star	■	295
429MD	Q-Star	■	294
429MDQ50	Q-Star	■	295
B30LS002	Sun B	●	322
B30MS	Sun B	●	321
B30MS002	Sun B	●	322



Maniglioni

Pull handles



Sistemi di montaggio

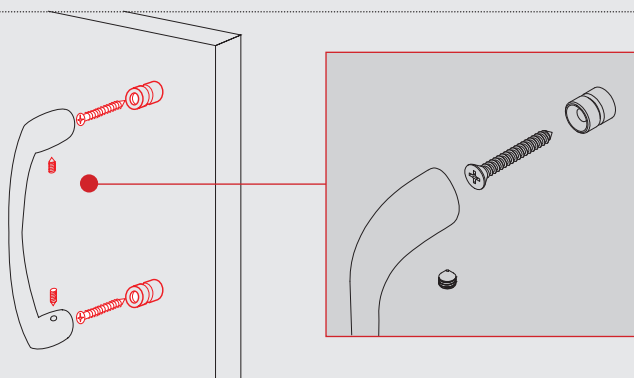
Mounting system

Sistemi di montaggio per maniglioni singoli e accoppiati per infissi in legno, alluminio, PVC e vetro.
Mounting system for single or pair pull handles for wood, aluminium, PVC or glass doors.

B

Montaggio con bussola più vite autofilettante DIN 7982 adatta per porte in legno, alluminio e PVC.

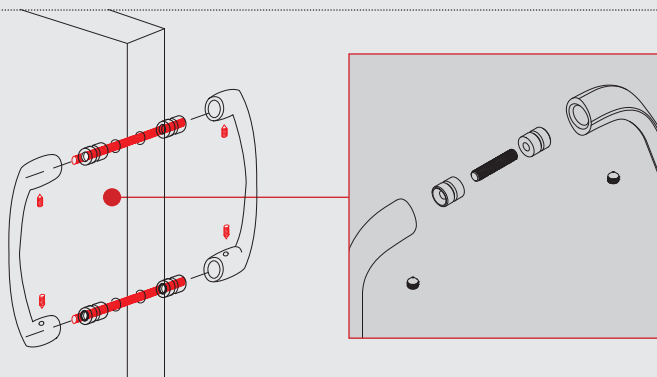
Fixing with DIN 7982 self-threading screws and bushes, suitable for wooden, aluminium and PVC doors.



AB

Montaggio accoppiato con bussole più troncone di connessione

Back to back bolt through fixing with bushes

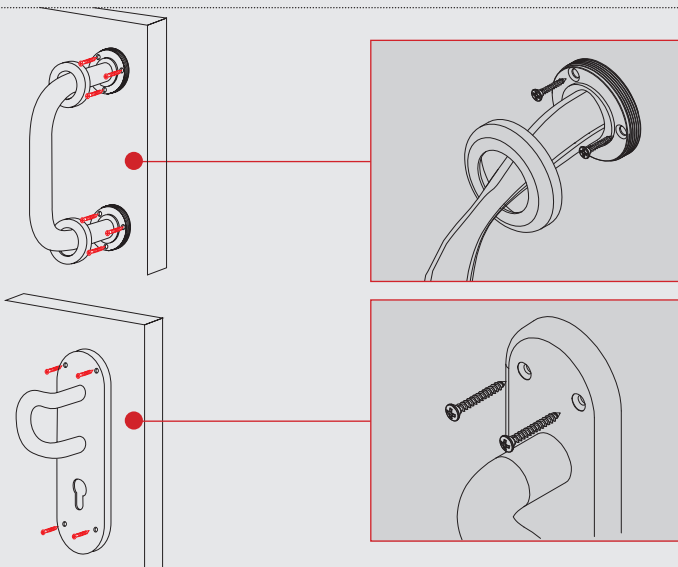


Sistemi di montaggio

Mounting system

F

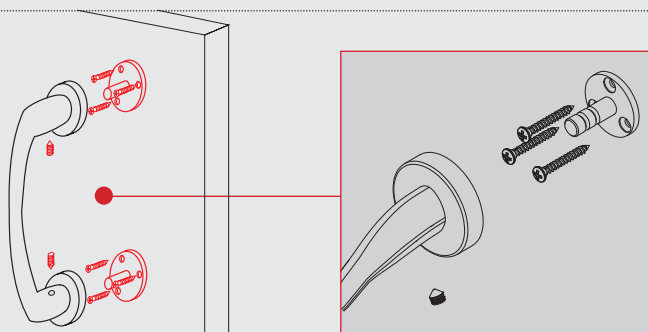
Montaggio con viti legno
Wood screws fixing



P

Montaggio con piastrino
più viti legno

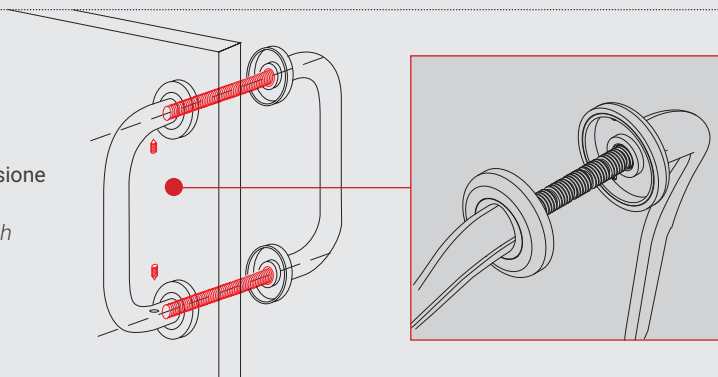
Small plate and wood
screws fixing



AT

Montaggio accoppiato
con troncone di connessione

Back to back bolt through
fixing



MANIGLIE
HANDLES

MANIGLIONI
PULL HANDLE

BATTENTI
DOOR KNOCKER

POMOLI
KNOBS

SCORREVOLI
SLIDING DOOR

MAN. ALZANTI
PULL HAND FOR SLIDING DOORS

SICUREZZA
SAFETY

COMPLEMENTI
COMPLEMENTS

INFO TECNICHE
TECHNICAL INFO

FINITURE
FINISHES

ESPOSITORI
DISPLAY





■ Quadra Square

Maniglioni / Linea quadra

Pull handles / Square line

Alfabetico Name

Laser

130MD

pag. 286



Q-Plus

423MD


pag. 292



Quark

425MSQ02


pag. 298



Laser

130MDQ50


pag. 287



Q-Plus

423MDQ50

pag. 293



One

10NMD-C0


pag. 288



Q-Star

429MD


pag. 294



One

10NMD-F0

pag. 289



Q-Star

429MDQ50

pag. 295



Q-Mini

142MD

pag. 290



Quark

425MS


pag. 296



Q-Mini S

142MS


pag. 291



Quark

425MS9QC

pag. 297



MANIGLIE
HANDLES

MANIGLIONI
PULL HANDLE

BATTENTI
DOOR KNOCKER

POMOLI
KNOBS

SCORREVOLI
SLIDING DOOR

MAN. ALZANTI
PULL HAND FOR SLIDING DOORS

SICUREZZA
SAFETY

COMPLEMENTI
COMPLEMENTS

INFO TECNICHE
TECHNICAL INFO

FINITURE
FINISHES

ESPOSITORI
DISPLAY



Laser 130

DESIGN
STUDIO REGUITTI



MANIGLIONE DIRITTO SINGOLO SINGLE STRAIGHT PULL HANDLE



OSC

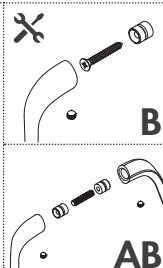
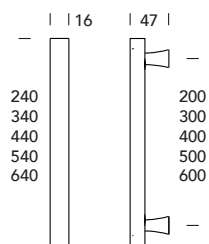
Satinato cromato
Satin Chrome



OC

Cromato
Chrome

130MD



Ottone
Brass



Sistema di montaggio
Mounting system

Inclusi accessori per montaggio singolo (B) e accoppiato (AB) - Including accessories for single (B) and back to back (AB) pull handle

Laser 130 / Q50

DESIGN
STUDIO REGUITTI



MANIGLIONE DIRITTO SINGOLO SINGLE STRAIGHT PULL HANDLE



OSC

Satinato cromato
Satin Chrome



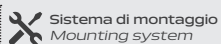
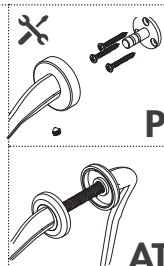


OC

Cromato
Chrome

MANIGLIONI
PULL HANDLE

ESSENTIAL
STYLES

130MDQ50



Disponibile nella versione accoppiato cod. 130LDQ50 - Available in the version pair pull handles cod. 130LDQ50



One 10N

DESIGN
STUDIO REGUITTI



MANIGLIONE DIRITTO SINGOLO SINGLE STRAIGHT PULL HANDLE



A-PLUS NST
Nero soft touch
Black soft touch



A-PLUS B16
Bianco opaco RAL 9016
Matt White RAL 9016



A-PLUS SLB
Aluplus Bronzo
Aluplus Bronze

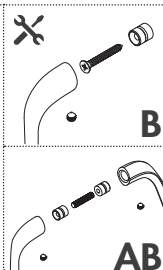
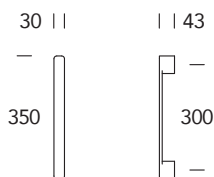


A-PLUS SB
Aluplus Nero satinato
Aluplus Satin black



A-PLUS SC
Aluplus Satin, cromato
Aluplus Satin chrome

10NMD-C0



N NEW

ALUPLUS+

Sistema di montaggio
Mounting system

Nero soft touch
Black soft touch

Inclusi accessori per montaggio singolo (B) e accoppiato (AB) - Including accessories for single (B) and back to back (AB) pull handle

One 10N

DESIGN
STUDIO REGUITTI



MANIGLIONE DIRITTO SINGOLO SINGLE STRAIGHT PULL HANDLE

MANIGLIONI
PULL HANDLE

MODERN
STYLES



A-PLUS SC

Aluplus Satin, cromato
Aluplus Satin chrome



A-PLUS B16

Bianco opaco RAL 9016
Matt White RAL 9016



A-PLUS SLB

Aluplus Bronzo
Aluplus Bronze



A-PLUS NST

Nero soft touch
Black soft touch



A-PLUS SB

Aluplus Nero satinato
Aluplus Satin black

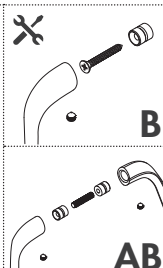
10NMD-F0

30 ||

|| 43

650

600



N NEW

ALUPLUS+

Sistema di montaggio
Mounting system

Nero soft touch
Black soft touch

Inclusi accessori per montaggio singolo (B) e accoppiato (AB) - Including accessories for single (B) and back to back (AB) pull handle



Q-Mini 142

DESIGN
STUDIO REGUITTI



MANIGLIONE DIRITTO SINGOLO
SINGLE STRAIGHT PULL HANDLE



A-PLUS NR

Aluplus Nero RAL 9005
Aluplus black RAL 9005



A-PLUS SC

Aluplus Satin. cromato
Aluplus Satin chrome



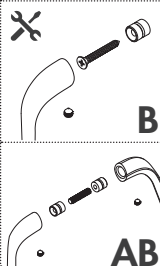
A-PLUS CL

Aluplus cromato
Aluplus chrome

142MD

|| 25 || 55

—		—
325		300
425		400
525		500
—		—



N NEW

ALUPLUS+

Sistema di montaggio
Mounting system

Inclusi accessori per montaggio singolo (B) e accoppiato (AB) - Including accessories for single (B) and back to back (AB) pull handle

Q-Mini S 142

DESIGN
STUDIO REGUITTI

MANIGLIONE SPOSTATO SINGOLO
SINGLE OFF CENTRE PULL HANDLE



A-PLUS NR
Aluplus Nero RAL 9005
Aluplus black RAL 9005



A-PLUS CL
Aluplus cromato
Aluplus chrome



A-PLUS SC
Aluplus Satin. cromato
Aluplus Satin chrome

MANIGLIONI
PULL HANDLE

MODERN
STYLES

142MS

51

55

325
425
525

300
400
500

134



B



AB

N NEW

ALUPLUS+

Sistema di montaggio
Mounting system


Inclusi accessori per montaggio singolo (B) e accoppiato (AB) - Including accessories for single (B) and back to back (AB) pull handle



Q-Plus 423

DESIGN
STUDIO REGUITTI

MANIGLIONE DIRITTO SINGOLO
SINGLE STRAIGHT PULL HANDLE



OSC

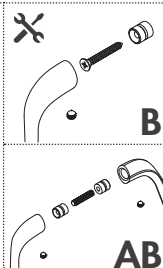
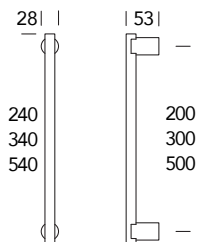
Satinato cromato
Satin Chrome



OC

Cromato
Chrome

423MD




Inclusi accessori per montaggio singolo (B) e accoppiato (AB) - Including accessories for single (B) and back to back (AB) pull handle

Q-Plus 423 / Q50

DESIGN
STUDIO REGUITTI

MANIGLIONE DIRITTO SINGOLO
SINGLE STRAIGHT PULL HANDLE



OSC

Satinato cromato
Satin Chrome



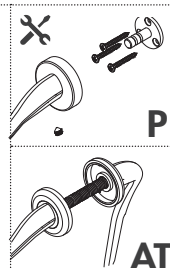
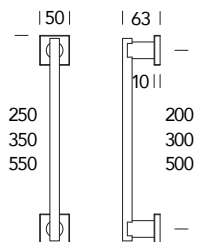
OC

Cromato
Chrome

MANIGLIONI
PULL HANDLE

ESSENTIAL
STYLES

423MDQ50



Ottone
Brass

Sistema di montaggio
Mounting system

Disponibile nella versione accoppiato cod. 423LDQ50 - Available in the version pair pull handles cod. 423LDQ50




Q-Star 429

DESIGN
STUDIO REGUITTI

MANIGLIONE DIRITTO SINGOLO
SINGLE STRAIGHT PULL HANDLE

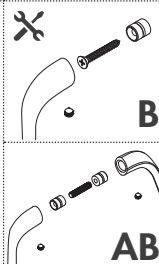
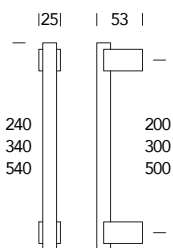


OSC
Satinato cromato
Satin Chrome




OC
Cromato
Chrome

429MD



 **Ottone
Brass**

 **Sistema di montaggio
Mounting system**

Inclusi accessori per montaggio singolo (B) e accoppiato (AB) - Including accessories for single (B) and back to back (AB) pull handle

Q-Star 429 / Q50

DESIGN
STUDIO REGUITTI

MANIGLIONE DIRITTO SINGOLO
SINGLE STRAIGHT PULL HANDLE



OSC
Satinato cromato
Satin Chrome

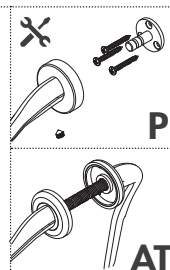
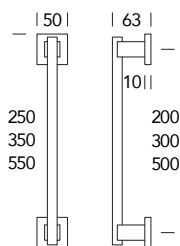


OC
Cromato
Chrome

MANIGLIONI
PULL HANDLE

MODERN
STYLES

429MDQ50



Sistema di montaggio
Mounting system


Disponibile nella versione accoppiato cod. 429LDQ50 - Available in the version pair pull handles cod. 429LDQ50



Quark 425

DESIGN
STUDIO REGUITTI

MANIGLIONE SPOSTATO SINGOLO
SINGLE OFF CENTRE PULL HANDLE



OSC
Satinato cromato
Satin Chrome



OC
Cromato
Chrome

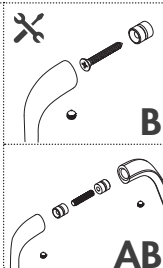
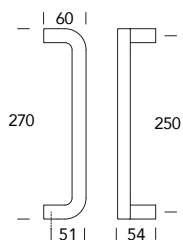


PSB
PVD Satin Black
PVD Satin Black



NR
Nero opaco RAL 9005
Matt black RAL 9005

425MS



Inclusi accessori per montaggio singolo (B) e accoppiato (AB) - Including accessories for single (B) and back to back (AB) pull handle

Quark 425 / 9QC

DESIGN
STUDIO REGUITTI

MANIGLIONE SPOSTATO SINGOLO
SINGLE OFF CENTRE PULL HANDLE



OSC
Satinato cromato
Satin Chrome



OC
Cromato
Chrome



NR
Nero opaco RAL 9005
Matt black RAL 9005

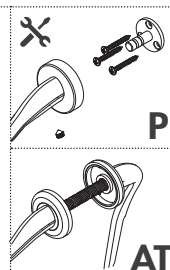
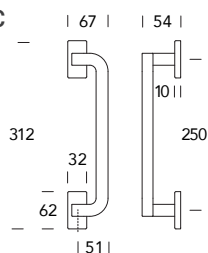


PSB
PVD Satin Black
PVD Satin Black

MANIGLIONI
PULL HANDLE

MODERN
STYLES

425MS9QC



Ottone
Brass

Sistema di montaggio
Mounting system

PVD
ULTRA FINISH


Disponibile nella versione accoppiato cod. 425LS9QC - Available in the version pair pull handles cod. 425LS9QC



Quark 425 / Q02

DESIGN
STUDIO REGUITTI

MANIGLIONE SPOSTATO SINGOLO
SINGLE OFF CENTRE PULL HANDLE



OSC
Satinato cromato
Satin Chrome



OC
Cromato
Chrome

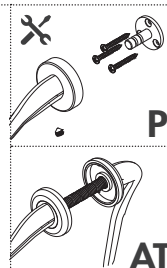
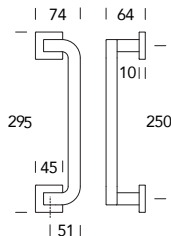


PSB
PVD Satin Black
PVD Satin Black



NR
Nero opaco RAL 9005
Matt black RAL 9005

425MSQ02



Ottone
Brass



Sistema di montaggio
Mounting system



PVD
ULTRA FINISH

Disponibile nella versione accoppiato cod. 425LSQ02 - Available in the version pair pull handles cod. 425LSQ02







● Tonda *Round*

Maniglioni / Linea tonda

Pull handles / Round line

Alfabetico Name

Alma
185MS006
334MS006



pag. 302

Duna
319MS002




pag. 308

Lineo
160MD
200MD



pag. 314

Sun
320MS006
330MS006



pag. 320

Alma
185MSC07




pag. 303

Duna
319MS006




pag. 309

Monia
037MS006



pag. 315

Sun B
B30MS



pag. 321

Archi
186MS
335MS



pag. 304

Duna
319MS91C




pag. 310

Monia
037MS037



pag. 316

Sun B
B30MS002



pag. 322

Artemio
325MS



pag. 305

Eden
327MS



pag. 311

Rubens
353MD



pag. 317

Universo
315MS



pag. 323

Artemiodue
326MS



pag. 306

Eden B
328MS



pag. 312

Sun
320MS
330MS



pag. 318

Universo
316MS



pag. 324

Astra
184MD



pag. 307

Elena
312MD006



pag. 313

Sun
320MS002



pag. 319

MANIGLIE
HANDLES

MANIGLIONI
PULL HANDLE

BATTENTI
DOOR KNOCKER

POMOLI
KNOBS

SCORREVOLI
SLIDING DOOR

MAN. ALZANTI
PULL HAND FOR SLIDING DOORS

SICUREZZA
SAFETY

COMPLEMENTI
COMPLEMENTS

INFO TECNICHE
TECHNICAL INFO

FINITURE
FINISHES

ESPOSITORI
DISPLAY



Alma 185-334 / 006

DESIGN
STUDIO REGUITTI

MANIGLIONE SPOSTATO SINGOLO
SINGLE OFF CENTRE PULL HANDLE



ESSENTIAL
STYLES



PVD ORO
PVD Lucido Oro
PVD Gold



LV
Lucido verniciato
Polished varnished



BG
Bronzato Graffiato
Scratched Bronzed

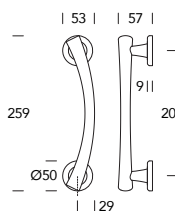


OC
Cromato
Chrome

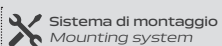
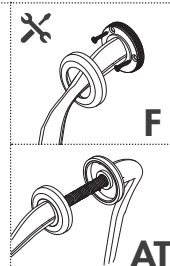
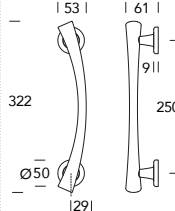


OSC
Satinato Cromato
Satin Chrome

185MS006



334MS006



Disponibile nella versione accoppiato cod. 185LS006 / 334LS006 - Available in the version pair pull handles cod. 185LS006 / 334LS006

Alma 185 / C07

DESIGN
STUDIO REGUITTI

MANIGLIONE SPOSTATO SINGOLO
SINGLE OFF CENTRE PULL HANDLE



OSC
Satinato Cromato
Satin Chrome



OC
Cromato
Chrome



LV
Lucido verniciato
Polished varnished

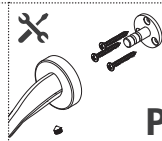
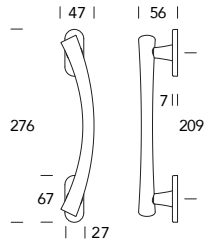


PVD ORO
PVD Lucido Oro
PVD Gold



BG
Bronzato Graffiato
Scratched Bronzed

185MSC07



MANIGLIONI
PULL HANDLE

ESSENTIAL
STYLES

Ottone
Brass

Sistema di montaggio
Mounting system

PVD
ULTRA FINISH



Archi 186-335

DESIGN
STUDIO REGUITTI

MANIGLIONE SPOSTATO SINGOLO
SINGLE OFF CENTRE PULL HANDLE



ESSENTIAL
STYLES



OSC

Satinato Cromato
Satin Chrome



OC

Cromato
Chrome



LV

Lucido verniciato
Polished varnished



PVD ORO

PVD Lucido Oro
PVD Gold



PVD INOX*

PVD Inox Satinato
PVD Satin Inox



BG**

Bronzato Graffiato
Scratched Bronzed

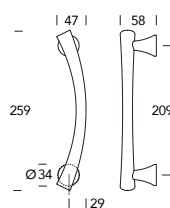
* Finitura PVD Inox disponibile solo per 335MS

* PVD Inox finish available only on art. 335MS

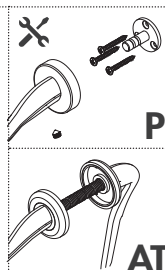
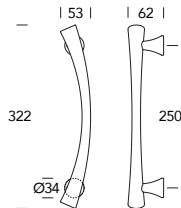
** Finitura BG disponibile solo per 186MS

**BG finish available only on art. 186MS

186MS



335MS



Ottone
Brass

Sistema di montaggio
Mounting system

PVD
ULTRA FINISH

Disponibile nella versione accoppiato cod. 186LS / 335LS - Available in the version pair pull handles cod. 186LS / 335LS

Artemio 325

DESIGN
STUDIO REGUITTI

MANIGLIONE SPOSTATO SINGOLO
SINGLE OFF CENTRE PULL HANDLE



PVD ORO
PVD Lucido Oro
PVD Gold



LV
Lucido verniciato
Polished varnished



PVD INOX
PVD Inox Satinato
PVD Satin Inox



NR
Nero opaco RAL 9005
Matt black RAL 9005



OSC
Satinato Cromato
Satin Chrome



OC
Cromato
Chrome



BG
Bronzato Graffiato
Scratched Bronzed



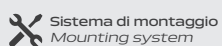
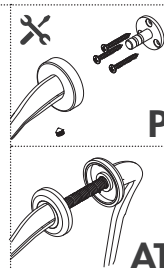
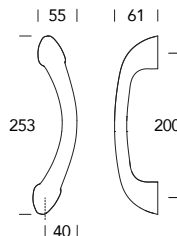
BGO
Bronzato Graff.opaco
Matt Scratch. Bronzed



MANIGLIONI
PULL HANDLE

MODERN
STYLES

325MS



Disponibile nella versione accoppiato cod. 325LS - Available in the version pair pull handles cod. 325LS



Artemiodue 326

DESIGN
STUDIO REGUITTI

MODERN
STYLES



MANIGLIONE SPOSTATO SINGOLO
SINGLE OFF CENTRE PULL HANDLE



OSC/OC

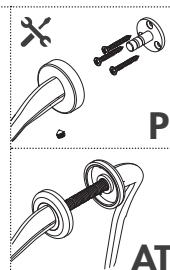
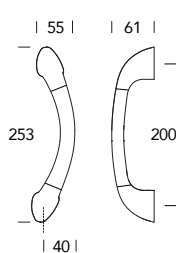
Satinato cromato/Cromato
Satin chrome/Chrome



OS/LV

Satinato/Lucido verniciato
Satin/Polished varnished

326MS



Ottone
Brass

Sistema di montaggio
Mounting system

Disponibile nella versione accoppiato cod. 326LS - Available in the version pair pull handles cod. 326LS

● round

Astra 184

DESIGN
STUDIO REGUITTI



MANIGLIONE DIRITTO SINGOLO
SINGLE STRAIGHT PULL HANDLE

MANIGLIONI
PULL HANDLE

MODERN
STYLES



A-PLUS CL
Aluplus cromato
Aluplus chrome



A-PLUS SV
Aluplus oro
Aluplus oro

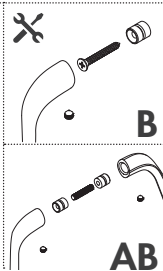
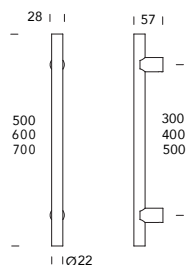


A-PLUS SC
Aluplus Satin. cromato
Aluplus Satin chrome



A-PLUS NR
Aluplus Nero RAL 9005
Aluplus black RAL 9005

184MD



N NEW

ALUPLUS+

Sistema di montaggio
Mounting system

Inclusi accessori per montaggio singolo (B) e accoppiato (AB) - Including accessories for single (B) and back to back (AB) pull handle



Duna 319 / 002

DESIGN
STUDIO REGUITTI

MANIGLIONE SPOSTATO SINGOLO
SINGLE OFF CENTRE PULL HANDLE



ESSENTIAL
STYLES



OSC
Satinato Cromato
Satin Chrome



PVD INOX
PVD Inox Satinato
PVD Satin Inox



NR
Nero opaco RAL 9005
Matt black RAL 9005



OC
Cromato
Chrome



LV
Lucido verniciato
Polished varnished



PVD ORO
PVD Lucido Oro
PVD Gold

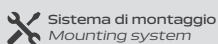
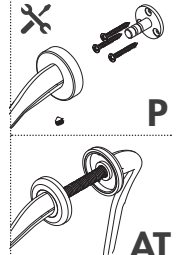
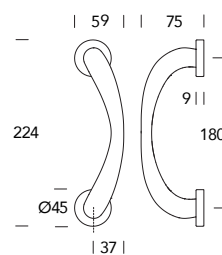


BG
Bronzato Graffiato
Scratched Bronze



AN
Antico
Antique

319MS002



Disponibile nella versione accoppiato cod. 319LS002 - Available in the version pair pull handles cod. 319LS002

● round

Duna 319 / 006

DESIGN
STUDIO REGUITTI

MANIGLIONE SPOSTATO SINGOLO SINGLE OFF CENTRE PULL HANDLE



OSC

Satinato Cromato
Satin Chrome



OC

Cromato
Chrome



LV

Lucido verniciato
Polished varnished



PVD ORO

PVD Lucido Oro
PVD Gold



BG

Bronzato Graffiato
Scratched Bronzed



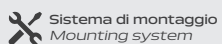
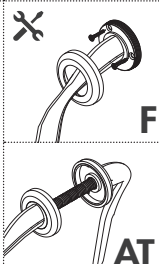
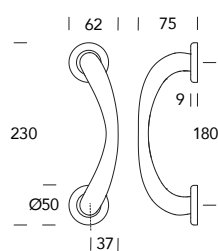
AN

Antico
Antique

MANIGLIONI
PULL HANDLE

ESSENTIAL
STYLES

319MS006



Disponibile nella versione accoppiato cod. 319LS006 - Available in the version pair pull handles cod. 319LS006



Duna 319 / 91C

DESIGN
STUDIO REGUITTI

MANIGLIONE SPOSTATO SINGOLO
SINGLE OFF CENTRE PULL HANDLE

ESSENTIAL
STYLES



OSC
Satinato Cromato
Satin Chrome



OC
Cromato
Chrome



PVD INOX
PVD Inox Satinato
PVD Satin Inox



BG
Bronzato Graffiato
Scratched Bronzed



LV
Lucido verniciato
Polished varnished



PVD ORO
PVD Lucido Oro
PVD Gold

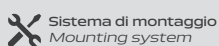
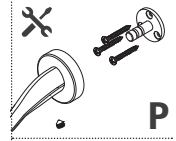
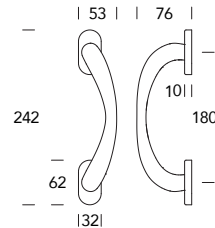


AN
Antico
Antique



NR
Nero opaco RAL 9005
Matt black RAL 9005

319MS91C



● round

Eden 327

DESIGN
STUDIO REGUITTI

MANIGLIONE SPOSTATO SINGOLO
SINGLE OFF CENTRE PULL HANDLE



OSC
Satinato Cromato
Satin Chrome



OC
Cromato
Chrome



PVD INOX
PVD Inox Satinato
PVD Satin Inox



BG
Bronzato Graffiato
Scratched Bronzed



LV
Lucido verniciato
Polished varnished



PVD ORO
PVD Lucido Oro
PVD Gold

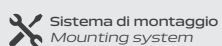
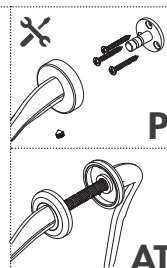
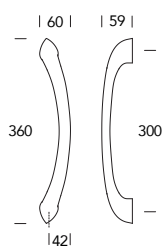


NR
Nero opaco RAL 9005
Matt black RAL 9005

MANIGLIONI
PULL HANDLE

MODERN
STYLES

327MS



Disponibile nella versione accoppiato cod. 327LS - Available in the version pair pull handles cod. 327LS



Eden B 328

DESIGN
STUDIO REGUITTI

MODERN
STYLES



MANIGLIONE SPOSTATO SINGOLO
SINGLE OFF CENTRE PULL HANDLE

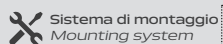
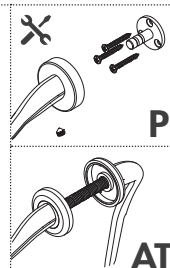
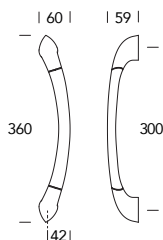


PVD SAT/PVD
PVD Satinato/PVD Oro
PVD Satin/PVD Gold



OSC/OC
Satinato Cromato/Cromato
Satin Chrome/Chrome

328MS



Disponibile nella versione accoppiato cod. 328LS - Available in the version pair pull handles cod. 328LS

● round

Elena 312 / 006

DESIGN
STUDIO REGUITTI

MANIGLIONE DIRITTO SINGOLO
SINGLE STRAIGHT PULL HANDLE



OSC

Satinato Cromato
Satin Chrome



OC

Cromato
Chrome



LV

Lucido verniciato
Polished varnished



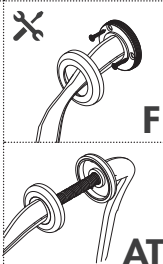
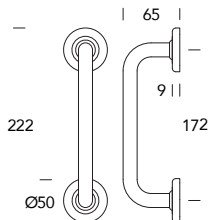
BG

Bronzato Graffiato
Scratched Bronzed

MANIGLIONI
PULL HANDLE

ESSENTIAL
STYLES

312MD006



Ottone
Brass

Sistema di montaggio
Mounting system

Disponibile nella versione accoppiato cod. 312LD006 - Available in the version pair pull handles cod. 312LD006



Lineo 160-200

DESIGN
STUDIO REGUITTI

MANIGLIONE DIRITTO SINGOLO
SINGLE STRAIGHT PULL HANDLE

ESSENTIAL
STYLES



BGO

Bronzato Graff. opaco
Matt Scrat. Bronzed



BG

Bronzato Graffiato
Scratched Bronzed



ZLV

Lucida Verniciato
Polished Brass effect



ZCR

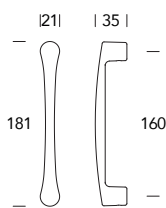
Cromato
Chrome



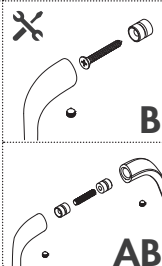
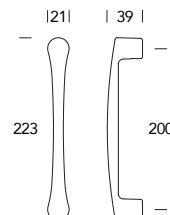
ZSC

Satinato Cromato
Satin Chrome

160MD



200MD



Sistema di montaggio
Mounting system



ANTIGERM™

Inclusi accessori per montaggio singolo (B) e accoppiato (AB) - Including accessories for single (B) and back to back (AB) pull handle

Monia 037 / 006

DESIGN
STUDIO REGUITTI

MANIGLIONE SPOSTATO SINGOLO
SINGLE OFF CENTRE PULL HANDLE



LV

Lucido verniciato
Polished varnished



BG

Bronzato Graffiato
Scratched Bronzed



OSC

Satinato Cromato
Satin Chrome

MANIGLIONI
PULL HANDLE

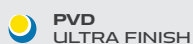
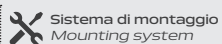
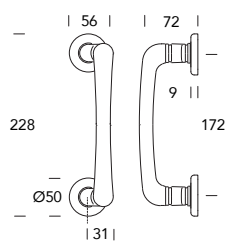
ESSENTIAL
STYLES



PVD ORO

PVD Lucido Oro
PVD Gold

037MS006



Monia 037 / 037

DESIGN
STUDIO REGUITTI

ESSENTIAL
STYLES



MANIGLIONE SPOSTATO SINGOLO SINGLE OFF CENTRE PULL HANDLE



LV

Lucido verniciato
Polished varnished



BG

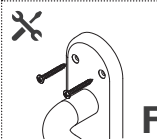
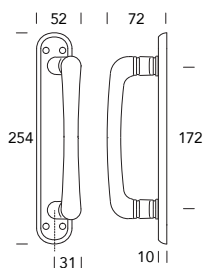
Bronzato Graffiato
Scratched Bronzed



OSC

Satinato Cromato
Satin Chrome

037MS037



Ottone
Brass

Sistema di montaggio
Mounting system

● round

Rubens 353

DESIGN
STUDIO REGUITTI



MANIGLIONE DIRITTO SINGOLO SINGLE STRAIGHT PULL HANDLE



NR

Nero opaco RAL 9005
Matt black RAL 9005



LV

Lucido verniciato
Polished varnished



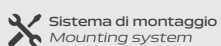
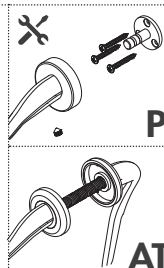


BG

Bronzato Graffiato
Scratched Bronzed

MANIGLIONI
PULL HANDLE

MODERN
STYLES

353MD00P



Disponibile nella versione accoppiato cod. 353LD - Available in the version pair pull handles cod. 353LD



Sun 320-330

DESIGN
STUDIO REGUITTI

MANIGLIONE SPOSTATO SINGOLO SINGLE OFF CENTRE PULL HANDLE

ESSENTIAL
STYLES



OSC

Satinato Cromato
Satin Chrome



OC

Cromato
Chrome



PVD INOX*

PVD Inox Satinato
PVD Satin Inox



OS*

Satinato
Satin



BG

Bronzato Graffiato
Scratched Bronzed



BGO

Bronzato Graff.opaco
Matt Scratch. Bronzed



LV

Lucido verniciato
Polished varnished

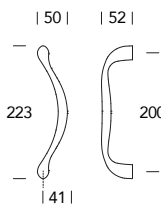


PVD ORO

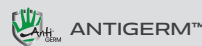
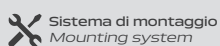
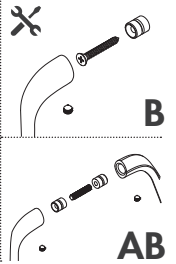
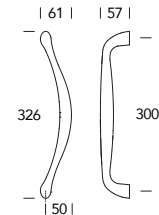
PVD Lucido Oro
PVD Gold

* Finitura PVD Inox e OS
disponibile solo per 330MS
* PVD Inox and OS finish
available only
on art. 330MS

320MS



330MS



Inclusi accessori per montaggio singolo (B) e accoppiato (AB) - Including accessories for single (B) and back to back (AB) pull handle

Sun 320 / 002

DESIGN
STUDIO REGUITTI



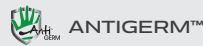
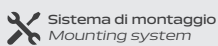
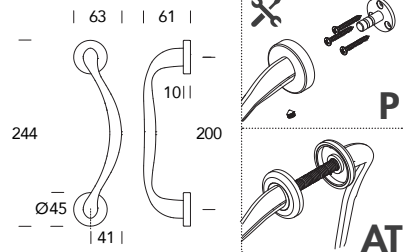
MANIGLIONE SPOSTATO SINGOLO SINGLE OFF CENTRE PULL HANDLE



MANIGLIONI
PULL HANDLE

ESSENTIAL
STYLES

320MS002



Disponibile nella versione accoppiato cod. 320LS002 - Available in the version pair pull handles cod. 320LS002



Sun 320-330 / 006

DESIGN
STUDIO REGUITTI

MANIGLIONE SPOSTATO SINGOLO SINGLE OFF CENTRE PULL HANDLE

ESSENTIAL
STYLES



LV

Lucido verniciato
Polished varnished



BG

Bronzato Graffiato
Scratched Bronzed



BGO

Bronzato Graff.opaco
Matt Scratch. Bronzed



OC

Cromato
Chrome



OSC

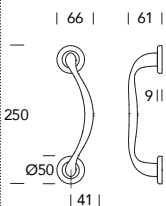
Satinato Cromato
Satin Chrome



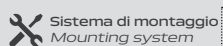
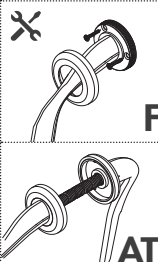
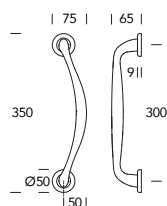
PVD ORO

PVD Lucido Oro
PVD Gold

320MS006



330MS006



Disponibile nella versione accoppiato cod. 320LS006 / 330LS006 - Available in the version pair pull handles cod. 320LS006 / 330LS006

Sun B B30

DESIGN
STUDIO REGUITTI



MANIGLIONE SPOSTATO SINGOLO SINGLE OFF CENTRE PULL HANDLE



PVD SAT/PVD
PVD Satinato/PVD Oro
PVD Satin/PVD Gold

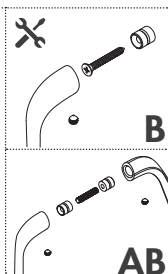
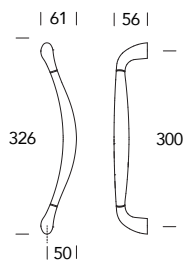


OSC/OC
Satinato Cromato/Cromato
Satin Chrome/Chrome

MANIGLIONI
PULL HANDLE

ESSENTIAL
STYLES

B30MS



Inclusi accessori per montaggio singolo (B) e accoppiato (AB) - Including accessories for single (B) and back to back (AB) pull handle



Sun B B30 / 002

DESIGN
STUDIO REGUITTI



ESSENTIAL
STYLES

MANIGLIONE SPOSTATO SINGOLO
SINGLE OFF CENTRE PULL HANDLE



OSC/OC

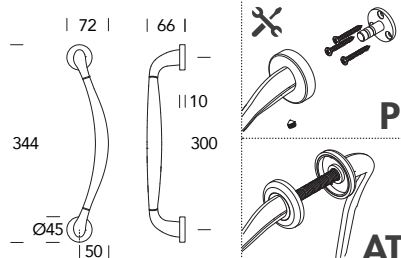
Satinato Cromato/Cromato
Satin Chrome/Chrome



PVD SAT/PVD

PVD Satinato/PVD Oro
PVD Satin/PVD Gold

B30MS002



Ottone
Brass

Sistema di montaggio
Mounting system

PVD
ULTRA FINISH

Disponibile nella versione accoppiato cod. B30LS002 - Available in the version pair pull handles cod. B30LS002

● round

Universo 315

DESIGN
STUDIO REGUITTI

MANIGLIONE SPOSTATO SINGOLO
SINGLE OFF CENTRE PULL HANDLE



PVD ORO
PVD Lucido Oro
PVD Gold



LV
Lucido verniciato
Polished varnished



BG
Bronzato Graffiato
Scratched Bronzed



OSC
Satinato Cromato
Satin Chrome

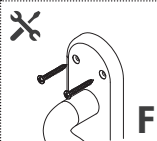
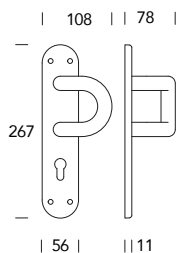


OC
Cromato
Chrome

MANIGLIONI
PULL HANDLE

ESSENTIAL
STYLES

315MS



Ottone
Brass



Sistema di montaggio
Mounting system



PVD
ULTRA FINISH



Universo 316

DESIGN
STUDIO REGUITTI

MANIGLIONE SPOSTATO SINGOLO
SINGLE OFF CENTRE PULL HANDLE

ESSENTIAL
STYLES



OSC

Satinato Cromato
Satin Chrome



OC

Cromato
Chrome



BG

Bronzato Graffiato
Scratched Bronzed



PVD ORO

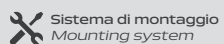
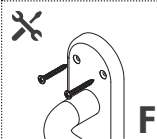
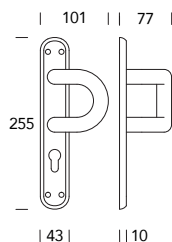
PVD Lucido Oro
PVD Gold



LV

Lucido verniciato
Polished varnished

316MS



● round







Classic/Vintage

Maniglioni / Linea Classica e Vintage

Pull handles / Classic and Vintage line

Alfabetico Name

Ginevra

040MD006

pag. 328



Ginevra

040MD202

pag. 329



**Ginevra
Spostato**

040MS006


pag. 330



**Ginevra
Spostato**

040MS202

pag. 331



Monaco

338MS

339MS

pag. 332



Susy

081MD006

pag. 333



MANIGLIE
HANDLES

MANIGLIONI
PULL HANDLE

BATTENTI
DOOR KNOCKER

POMOLI
KNOBS

SCORREVOLI
SLIDING DOOR

MAN. ALZANTI
PULL HAND FOR SLIDING DOORS

SICUREZZA
SAFETY

COMPLEMENTI
COMPLEMENTS

INFO TECNICHE
TECHNICAL INFO

FINITURE
FINISHES

ESPOSITORI
DISPLAY



Ginevra 40 / 006

DESIGN
STUDIO REGUITTI

MANIGLIONE DIRITTO SINGOLO
SINGLE STRAIGHT PULL HANDLE



VINTAGE
STYLES



AN
Antico
Antique



AGV
Argento vecchio
Old silver



GR
Grey retrò
Grey retrò



VBN
Rustico
Rustic



LV
Lucido verniciato
Polished varnished



PVD ORO
PVD Lucido Oro
PVD Gold



BG
Bronzato Graffiato
Scratched Bronze

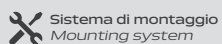
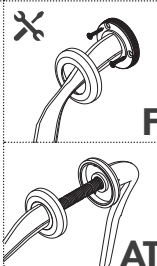
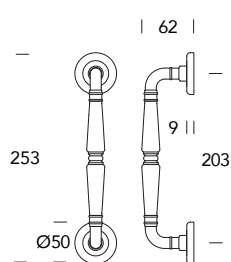


BGO
Bronzato Graff.opaco
Matt Scratch. Bronze



NC
Nero California
Black California

40MD006



Disponibile nella versione accoppiato cod. 40LD006 - Available in the version pair pull handles cod. 40LD006



Ginevra 40 / 202

DESIGN
STUDIO REGUITTI

MANIGLIONE DIRITTO SINGOLO SINGLE STRAIGHT PULL HANDLE



AGV
Argento vecchio
Old silver



AN
Antico
Antique



GR
Grey retrò
Grey retrò



VBN
Rustico
Rustic



LV
Lucido verniciato
Polished varnished



BG
Bronzato Graffiato
Scratched Bronzed



BGO
Bronzato Graff.opaco
Matt Scratch. Bronzed

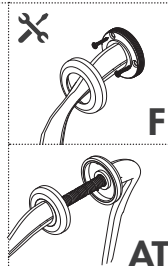
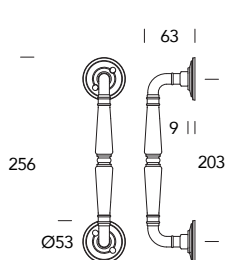


RX
Ruggine
Oxid



NC
Nero California
Black California

40MD202



MANIGLIONI
PULL HANDLE

VINTAGE
STYLES



Disponibile nella versione accoppiato cod. 40LD202 - Available in the version pair pull handles cod. 40LD202



Ginevra S 40 / 006

DESIGN
STUDIO REGUITTI

MANIGLIONE SPOSTATO SINGOLO
SINGLE OFF CENTRE PULL HANDLE

VINTAGE
STYLES



VBN

Rustico
Rustic



LV

Lucido verniciato
Polished varnished



BG

Bronzato Graffiato
Scratched Bronzed



AN

Antico
Antique



AGV

Argento vecchio
Old silver



GR

Grey retrò
Grey retrò



BGO

Bronzato Graff.opaco
Matt Scratch. Bronzed

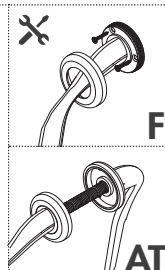
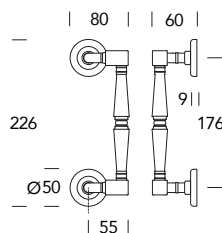


NC

Nero California
Black California



40MS006



Ottone
Brass

Sistema di montaggio
Mounting system

ANTIGERM™

Disponibile nella versione accoppiato cod. 40LS006 - Available in the version pair pull handles cod. 40LS006

vintage

Ginevra S 40 / 202

DESIGN
STUDIO REGUITTI

MANIGLIONE SPOSTATO SINGOLO SINGLE OFF CENTRE PULL HANDLE



MANIGLIONI
PULL HANDLE

VINTAGE
STYLES

BGO

Bronzato Graff.opaco
Matt Scratch. Bronzed

AN

Antico
Antique

AGV

Argento vecchio
Old silver

VBN

Rustico
Rustic

LV

Lucido verniciato
Polished varnished

BG

Bronzato Graffiato
Scratched Bronzed

GR

Grey retrò
Grey retrò

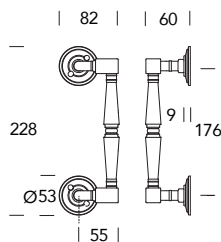
RX

Ruggine
Oxid

NC

Nero California
Black California

40MS202



Ottone
Brass

Sistema di montaggio
Mounting system

ANTIGERM™



Monaco 338 - 339

DESIGN
STUDIO REGUITTI

MANIGLIONE SPOSTATO SINGOLO
SINGLE OFF CENTRE PULL HANDLE



CLASSIC
STYLES



BG

Bronzato Graffiato
Scratched Bronzed



AN

Antico
Antique



AGV

Argento vecchio
Old silver



VBN

Rustico
Rustic



LV

Lucido verniciato
Polished varnished



PVD ORO

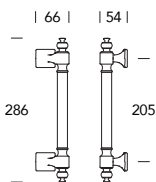
PVD Lucido Oro
PVD Gold



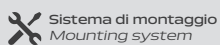
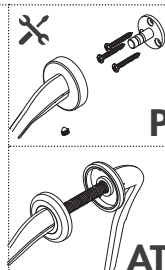
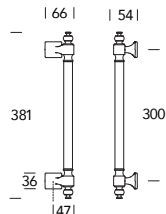
BGO

Bronzato Graff.opaco
Matt Scratch. Bronzed

338MS



339MS



Disponibile nella versione accoppiato cod. 338LS / 339LS - Available in the version pair pull handles cod. 338LS / 339LS

Susy 81 / 006

DESIGN
STUDIO REGUITTI

MANIGLIONE DIRITTO SINGOLO
SINGLE STRAIGHT PULL HANDLE



LV

Lucido verniciato
Polished varnished



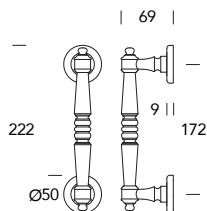
BG

Bronzato Graffiato
Scratched Bronzed

MANIGLIONI
PULL HANDLE

CLASSIC
STYLES

81MD006



Ottone
Brass

Sistema di montaggio
Mounting system





BATTENTI

DOOR KNOCKER



Battenti

Door Knockers

Indice alfabetico

Name index

Name	code	Line	pag.
Anello	008	●	340
Barocco	010	☆	341
Europa	007	●	342
Giove	006	●	344
Helios	013	☆	346
Lyon	356	☆	349
Q-Arte	124	■	350

Indice per codice

Code index

Code	Name	Line	pag.
006BA60R	Giove	●	344
006BA73R	Giove	●	345
007BA60R	Europa	●	342
007BA73R	Europa	●	343
008BA011	Anello	●	340
008BA013	Anello	●	340
010BAR80	Barocco	☆	341
013BA100	Helios	☆	348
013BA60R	Helios	☆	346
013BA73R	Helios	☆	347
124BA	Q-Arte	■	350
356BA	Lyon	☆	349



MANIGLIE
HANDLES

MANIGLIONI
PULL HANDLE

BATTENTI
DOOR KNOCKER

POMOLI
KNOBS

SCORREVOLI
SLIDING DOOR

MAN. ALZANTI
PULL HAND FOR SLIDING DOORS

SICUREZZA
SAFETY

COMPLEMENTI
COMPLEMENTS

INFO TECNICHE
TECHNICAL INFO

FINITURE
FINISHES

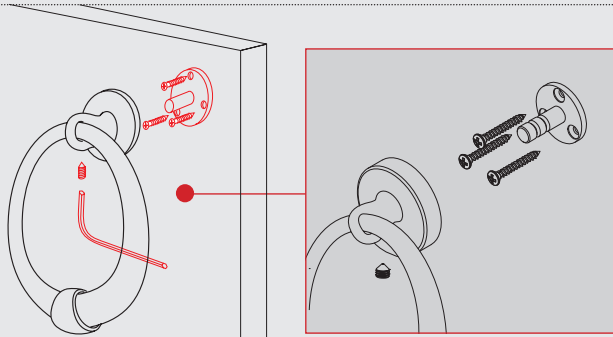
ESPOSITORI
DISPLAY

Sistemi di montaggio Mounting system

P

Montaggio con piastrino
più viti legno

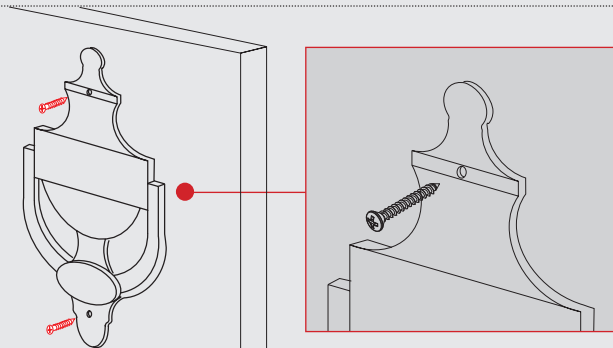
*Small plate and wood
screws fixing*



F

Montaggio con viti legno
a vista

Wood screws fixing





Battenti

Door Knockers

Battenti / Linea quadra / Linea tonda / Classica e Vintage
 Door Knockers / Square line / Round line / Classic e vintage line



Alfabetico Name



Anello
008BA ● pag. 340



Giove
006BA73R ✦ pag. 345



Q-Arte
124BA ■ pag. 350



Barocco
010BAR80 ✦ pag. 341



Helios
013BA60R ✦ pag. 346



Europa
007BA60R ● pag. 342



Helios
013BA73R ✦ pag. 347



Europa
007BA73R ✦ pag. 343



Helios
013BA100 ✦ pag. 348



Giove
006BA60R ● pag. 344



Lyon
356BA ✦ pag. 349

MANIGLIE
HANDLES

MANIGLIONI
PULL HANDLE

BATTENTI
DOOR-KNOCKER

POMOLI
KNOBS

SCORREVOLI
SLIDING DOOR

MAN. ALZANTI
PULL HAND FOR SLIDING DOORS

SICUREZZA
SAFETY

COMPLEMENTI
COMPLEMENTS

INFO TECNICHE
TECHNICAL INFO

FINITURE
FINISHES

ESPOSITORI
DISPLAY



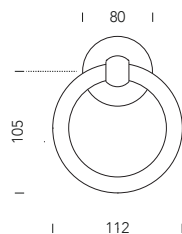
Anello 008

DESIGN
STUDIO REGUITTI

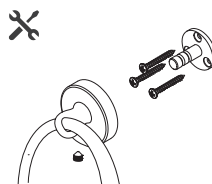
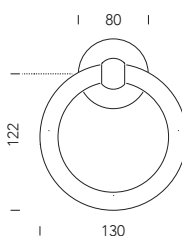
ESSENTIAL
STYLES



008BA011



008BA013



P

Finiture *Finishes*



OSC
Satinato cromato
Satin Chrome



BG
Bronzato Graffiato
Scratched Bronzed



LV
Lucido verniciato
Polished varnished



Ottone
Brass



Sistema di montaggio
Mounting system

Barocco 010 / R80

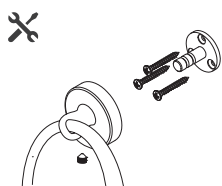
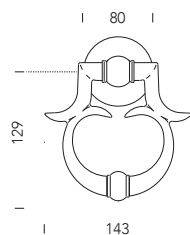
DESIGN
STUDIO REGUITTI



BATTENTI
DOOR KNOCKER

CLASSIC
STYLES

010BAR80



Finiture Finishes



LV
Lucido verniciato
Polished varnished



BG
Bronzato Graffiato
Scratched Bronzed



Ottone
Brass



Sistema di montaggio
Mounting system



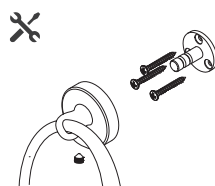
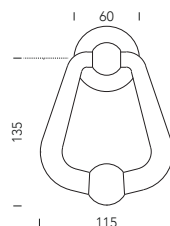
Europa 007 / 60R

DESIGN
STUDIO REGUITTI

CLASSIC
STYLES



007BA60R



Finiture Finishes



LV
Lucido verniciato
Polished varnished



PVD ORO
PVD Lucido Oro
PVD Gold



BG
Bronzato Graffiato
Scratched Bronzed



OSC
Satinato cromato
Satin Chrome



Ottone
Brass



Sistema di montaggio
Mounting system



PVD
ULTRA FINISH

Europa 007 / 73R

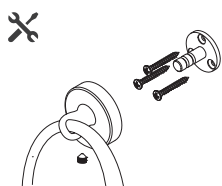
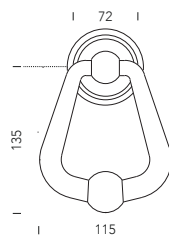
DESIGN
STUDIO REGUITTI



BATTENTI
DOOR KNOCKER

VINTAGE
STYLES

007BA73R



Finiture Finishes



AN
Antico
Antique



AGV
Argento vecchio
Old silver



Ottone
Brass



Sistema di montaggio
Mounting system



ANTIGERM™



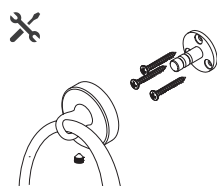
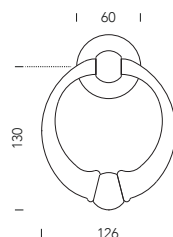
Giove 006 / 60R

DESIGN
STUDIO REGUITTI

CLASSIC
STYLES



006BA60R



Finiture Finishes



OSC
Satinato cromato
Satin Chrome



PVD INOX
PVD Inox Satinato
PVD Satin Inox



OC
Cromato
Chrome



PVD ORO
PVD Lucido Oro
PVD Gold



LV
Lucido verniciato
Polished varnished



BG
Bronzato Graffiato
Scratched Bronzed



Ottone
Brass



Sistema di montaggio
Mounting system



PVD
ULTRA FINISH

Giove 006 / 73R

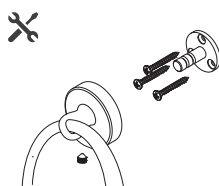
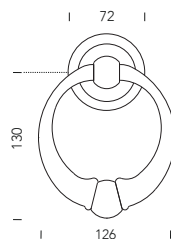
DESIGN
STUDIO REGUITTI



BATTENTI
DOOR KNOCKER

VINTAGE
STYLES

006BA73R



P

Finiture Finishes



AN
Antico
Antique



AGV
Argento vecchio
Old silver



BGO
Bronzato Graff.opaco
Matt Scratch. Bronzed



RX
Ruggine
Oxid



VBN
Rustico
Rustic



Ottone
Brass



Sistema di montaggio
Mounting system



ANTIGERM™



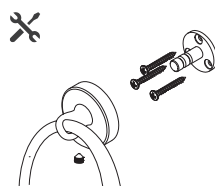
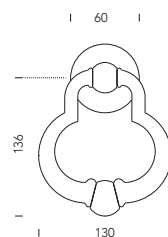
Helios 013 / 60R

DESIGN
STUDIO REGUITTI

CLASSIC
STYLES



013BA60R



Finiture *Finishes*

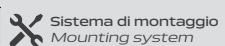


PVD ORO

PVD Lucido Oro
PVD Gold



Ottone
Brass



Sistema di montaggio
Mounting system



PVD
ULTRA FINISH

Helios 013 / 73R

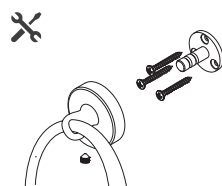
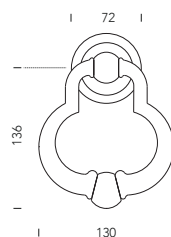
DESIGN
STUDIO REGUITTI



BATTENTI
DOOR KNOCKER

VINTAGE
STYLES

013BA73R



Finiture *Finishes*



AGV
Argento vecchio
Old silver



AN
Antico
Antique



BG
Bronzato Graffiato
Scratched Bronzed



BGO
Bronzato Graff.opaco
Matt Scratch, Bronzed



LV
Lucido verniciato
Polished varnished



VBN
Rustico
Rustic



Ottone
Brass



Sistema di montaggio
Mounting system



ANTIGERM™



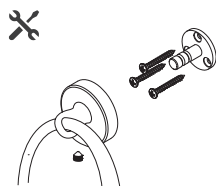
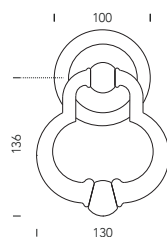
Helios 013 / 100

DESIGN
STUDIO REGUITTI

VINTAGE
STYLES



013BA100



Finiture *Finishes*



VBN
Rustico
Rustic



LV
Lucido verniciato
Polished varnished



AN
Antico
Antique



AGV
Argento vecchio
Old silver



Ottone
Brass



Sistema di montaggio
Mounting system



ANTIGERM™

Lyon 356

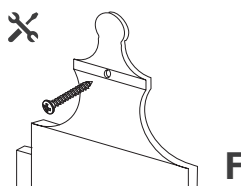

DESIGN
STUDIO REGUITTI



BATTENTI
DOOR KNOCKER

VINTAGE
STYLES

356BA



Finiture *Finishes*



BG
Bronzato Graffiato
Scratched Bronzed



VBN
Rustico
Rustic



LV
Lucido verniciato
Polished varnished



Ottone
Brass



Sistema di montaggio
Mounting system



Q-Arte 124

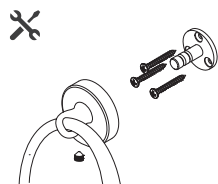
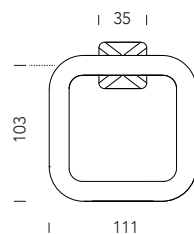
DESIGN
STUDIO REGUITTI

■ square

MODERN
STYLES



124BA



P

Finiture Finishes



OSC
Satinato cromato
Satin Chrome



OC
Cromato
Chrome



Ottone
Brass



Sistema di montaggio
Mounting system



POMOLI

KNOBS





Pomoli

Knobs

Indice per codice

Code index

Code	Name	Line	pag.
007PFM71	M7-1	●	382
048PF002	Ovum	●	383
048PF906	Ovum	●	383
048PR006	Ovum	●	384
048PR406	Ovum	●	383
048PR906	Ovum	●	383
053PF002	Ovale Porcel.	🛡️	401
055PF002	Apollo	●	368
055PF188	Apollo	●	368
055PF906	Apollo	●	368
055PP188	Apollo	●	368
055PR006	Apollo	●	369
055PR416	Apollo	●	368
055PR916	Apollo	●	368
075PF002	Triangolo	●	391
075PR406	Triangolo	●	391
10NPF10N	One	■	360
124PF130	Q-Arte	■	361
124PF8Q6	Q-Arte	■	361
124PP130	Q-Arte	■	361
124PR8Q6	Q-Arte	■	361
345PF002	Ario	●	370
345PF188	Ario	●	370
345PF906	Ario	●	370
345PP188	Ario	●	370
345PR406	Ario	●	370
345PR906	Ario	●	370
346PF002	Atlantide	●	371
346PF049	Atlantide	●	371
346PF906	Atlantide	●	371
346PP049	Atlantide	●	371
346PR406	Atlantide	●	371

Indice alfabetico

Name index

Name	code	Line	pag.
Apollo	055	●	368
Ario	345	●	370
Atlantide	346	●	371
Blind	A54	●	372
Classic	C98	●	373
Cleo	347	●	374
Cosmo	E56	●	375
Ellisse	352	●	380
Gentile	382	●	381
M7-1	007	●	382
Luigi	950	🛡️	396
Margherita	57	🛡️	397
One	10N	■	360
Ovale Porcellana	53	🛡️	401
Ovum	48	●	383
Q-Arte	124	■	361
Qesse	358	■	362
Quadro	353	■	363
Quadro S	354	■	364
Semplice	C50	●	385
Sfera	59	●	386
Sicur	B52	●	390
Triangolo	075	●	391
Ulisse	N61	🛡️	402
Unico	G71	●	392

Code	Name	Line	pag.
346PR906	Atlantide	●	371
347PF002	Cleo	●	374
347PF906	Cleo	●	374
352PF002	Ellisse	●	380
352PF188	Ellisse	●	380
352PF906	Ellisse	●	380
353PF130	Quadro	■	363
353PF8Q6	Quadro	■	363
354PF0Q9	Quadro S	■	364
354PF130	Quadro S	■	364
354PF8Q6	Quadro S	■	364
354PP130	Quadro S	■	364
354PR0Q9	Quadro S	■	364
354PR8Q6	Quadro S	■	364
358PF0Q9	Qesse	■	362
358PF130	Qesse	■	362
358PF8Q6	Qesse	■	362
358PP130	Qesse	■	362
358PR9Q6	Qesse	■	362
358PRQ86	Qesse	■	362
382PF002	Gentile	●	381
382PF906	Gentile	●	381
950PFT36	Luigi	☆	396
A54PF002	Blind	●	372
A54PR406	Blind	●	372
B52PF002	Sicur	●	390
B52PR406	Sicur	●	390
C50PF002	Semplice	●	385
C50PF188	Semplice	●	385
C59PF002	Sfera	●	386
C59PF049	Sfera	●	388
C59PF188	Sfera	●	389
C59PR406	Sfera	●	386
C98PF002	Classic	●	373

Code	Name	Line	pag.
C98PR406	Classic	●	373
E56PF002	Cosmo	●	375
E56PF049	Cosmo	●	377
E56PF188	Cosmo	●	375
E56PF73R	Cosmo	●	378
E56PFR56	Cosmo	●	377
E56PP188	Cosmo	●	375
E56PR006	Cosmo	●	376
E56PR202	Cosmo	●	379
E56PR406	Cosmo	●	375
E57PF006	Margherita	☆	397
E57PF73R	Margherita	☆	398
E57PR006	Margherita	☆	397
E57PR202	Margherita	☆	400
E59PF002	Sfera	●	386
E59PFR56	Sfera	●	387
E59PR406	Sfera	●	386
G59PF002	Sfera	●	386
G59PFR56	Sfera	●	387
G71PF	Unico	●	392
G71PFR71	Unico	●	392
H56PF002	Cosmo	●	375
H56PF73R	Cosmo	●	378
H56PFR56	Cosmo	●	377
H57PF006	Margherita	☆	397
H57PF100	Margherita	☆	399
H57PF73R	Margherita	☆	398
H57PO100	Margherita	☆	399
L59PFR56	Sfera	●	387
N61PF100	Ulisse	☆	403
N61PF73R	Ulisse	☆	402
N61PO100	Ulisse	☆	403

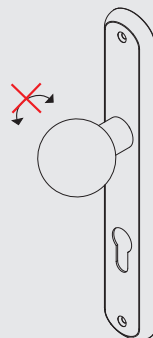
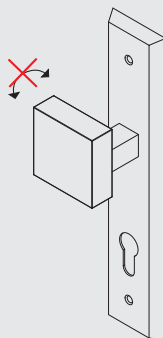
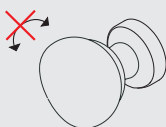
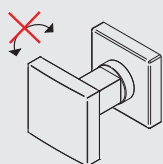
MANIGLIE
HANDLESMANIGLIONI
PULL HANDLEBATTENTI
DOOR KNOCKERPOMOLI
KNOBSSCORREVOLI
SLIDING DOORMAN. ALZANTI
PULL HAND FOR SLIDING DOORSSICUREZZA
SAFETYCOMPLEMENTI
COMPLEMENTSINFO TECNICHE
TECHNICAL INFOFINITURE
FINISHESESPOSITORI
DISPLAY

Pomoli Knobs

Info tecniche *Technical info*

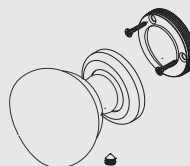
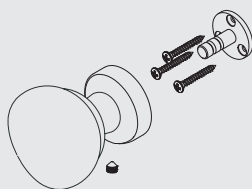
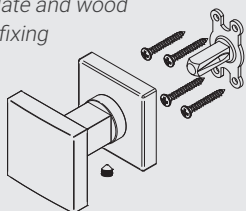
PF POMOLO FISSO *FIXED KNOB*

Pomolo fisso su placca e rosetta
Fixed knob on plate and rose

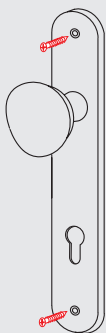
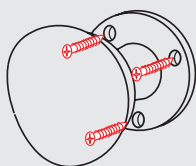


Sistemi di montaggio pomolo fisso *Mounting system fixed knob*

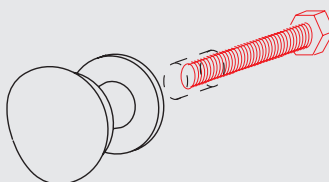
P Montaggio con piastrino più viti legno
Small plate and wood screws fixing



F Montaggio con viti legno a vista
Wood screws fixing

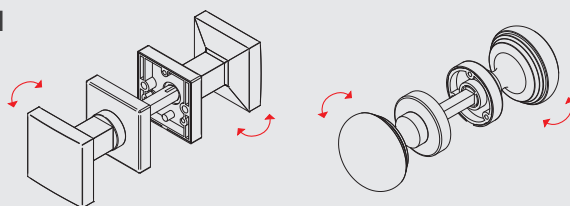


T Montaggio con troncone
Bolt through fixing



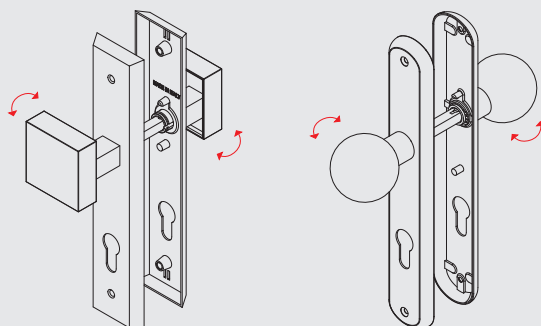
PR POMOLI GIREVOLI DOOR KNOBSETS

Coppia pomoli girevoli su rosetta
Knobset on rose



PP POMOLI GIREVOLI DOOR KNOBSETS

Coppia pomoli girevoli su placca
Knobset on plate



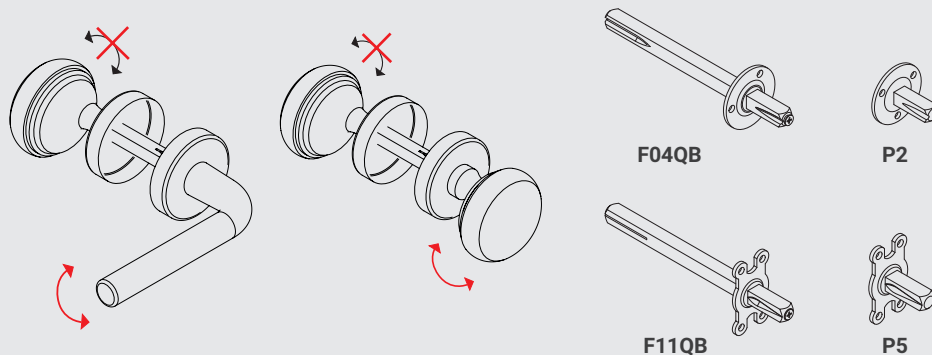
COPPIA FISSO/GIREVOLE FIXED AND DOOR KNOBSETS

Mediante l'aggiunta della piastrina **P2** o **P5** è possibile trasformare un pomolo girevole in fisso.

Mentre con l'utilizzo del ferro **F04QB** o **F11QB** (da specificare la lunghezza) è possibile trasformare la coppia pomolo in un set composto da pomolo fisso / maniglia girevole oppure da pomolo fisso / pomolo girevole.

By installing P2 or P5 plates it is possible to change a turnable knobset into a fixed knob.

While by using F04QB or F11QB spindles (length to be specified) it is possible to change the knobset into a set composed by fixed knob / turning handle OR by fixed knob / turnable knob.



MANIGLIE
HANDLES

MANIGLIONI
PULL HANDLE

BATTENTI
DOOR KNOCKER

POMOLI
KNOBS

SCORREVOLI
SLIDING DOOR

MAN. ALZANTI
PULL HAND FOR SLIDING DOORS

SICUREZZA
SAFETY


COMPLEMENTI
COMPLEMENTS

INFO TECNICHE
TECHNICAL INFO

FINITURE
FINISHES

ESPOSITORI
DISPLAY





■ Quadra Square


Pomoli / Linea quadra

Knobs / Square line

Alfabetico Name



One
10NPF10N pag. 360



Q-Arte
124PF8Q6 pag. 361



Qesse
358PF8Q6 pag. 362



Quadro
353PF8Q6 pag. 363



Quadro S
354PF8Q6 pag. 364

MANIGLIE
HANDLES

MANIGLIONI
PULL HANDLE

BATTENTI
DOOR KNOCKER

POMOLI
KNOBS

SCORREVOLI
SLIDING DOOR

MAN. ALZANTI
PULL HAND FOR SLIDING DOORS

SICUREZZA
SAFETY

COMPLEMENTI
COMPLEMENTS

INFO TECNICHE
TECHNICAL INFO

FINITURE
FINISHES

ESPOSITORI
DISPLAY

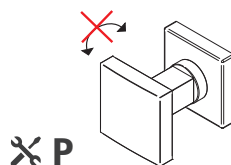


One 10N

DESIGN
STUDIO REGUITTI



PF
POMOLO FISSO
FIXED KNOB



Finiture *Finishes*



A-PLUS SB
Aluplus Nero satinato
Aluplus Satin black



A-PLUS B16
Bianco RAL 9016
White RAL 9016



A-PLUS SC
Aluplus Satin. cromato
Aluplus Satin chrome



A-PLUS SLB
Aluplus Bronzo
Aluplus Bronze




A-PLUS NST
Aluplus nero soft touch
Aluplus Black soft touch


Coordinated **Design**

10NPF10N



 **ALUPLUS+**

 **Sistema di montaggio**
Mounting system

 **Nero soft touch**
Black soft touch

 **NEW**

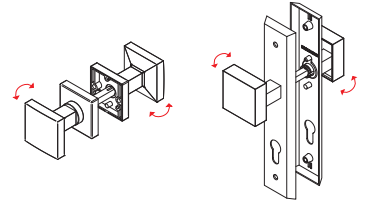
 **square**

Q-Arte 124

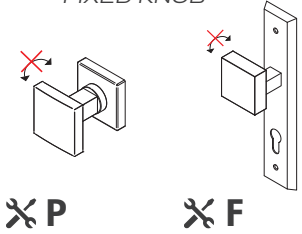
DESIGN
STUDIO REGUITTI



PR-PP POMOLI GIREVOLI DOOR KNOB SETS



PF POMOLO FISSO FIXED KNOB



✗ P

✗ F

Finiture Finishes



OC
Cromato
Chrome



OSC
Satinato Cromato
Satin Chrome



SNV
Satinato nichelato verniciato
Satin nickel plated varnished



SNVO
Satin, nichelato vern. opaco
Matt Satin nickel plated varn.



NR
Nero opaco RAL 9005
Matt black RAL 9005



PSB
PVD Satin Black
PVD Satin Black

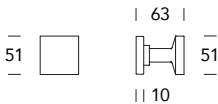


POMOLI
KNOBS

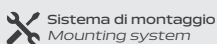
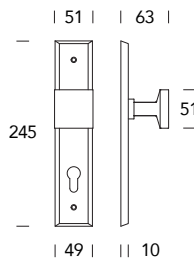
MODERN
STYLES

Coordinated Design

124PF8Q6
124PR8Q6*



124PF130
124PP130




*Possibilità coppia fisso/girevole vedi pag. 357 - Fixed/turnable set available, see page 357




Qesse 358

DESIGN
STUDIO REGUITTI

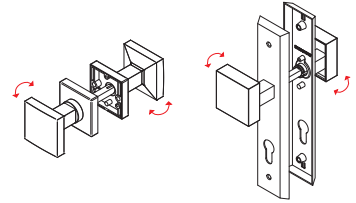


Finiture Finishes

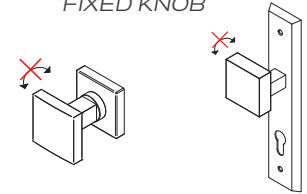


ZSC
Satinato Cromato
Satin Chrome

PR-PP POMOLI GIREVOLI DOOR KNOB SETS



PF POMOLO FISSO FIXED KNOB

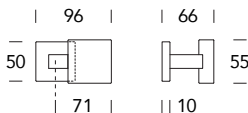



X P

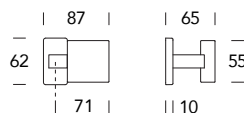
X F

Coordinated Design

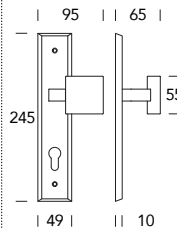
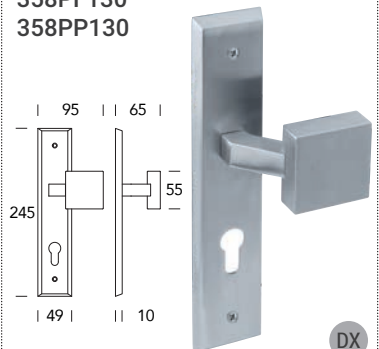
358PF8Q6
358PRQ86



358PF0Q9
358PR9Q6



358PF130
358PP130



TeknoMetal

Sistema di montaggio
Mounting system

DX Pomolo destro
Right knob

square

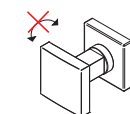
Quadro 353

DESIGN
STUDIO REGUITTI

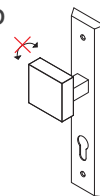


PF

POMOLO FISSO
FIXED KNOB



X P



X F

POMOLI
KNOBS

Finiture Finishes



ZSC
Satinato Cromato
Satin Chrome

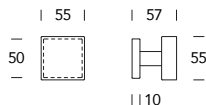


NR
Nero opaco RAL 9005
Matt black RAL 9005

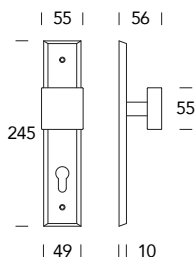
MODERN
STYLES

Coordinated Design

353PF8Q6



353PF130



TeknoMetal




Sistema di montaggio
Mounting system



Quadro S 354

DESIGN
STUDIO REGUITTI



Finiture Finishes

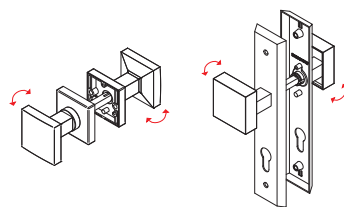


ZSC
Satinato Cromato
Satin Chrome

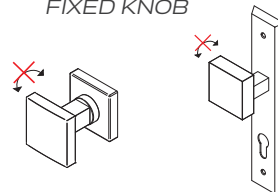


NR
Nero opaco RAL 9005
Matt black RAL 9005

PR-PP POMOLI GIREVOLI DOOR KNOB SETS



PF POMOLO FISSO FIXED KNOB

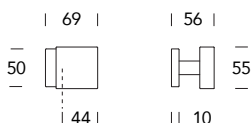


X P

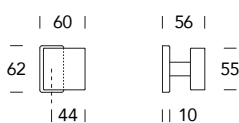
X F

Coordinated Design

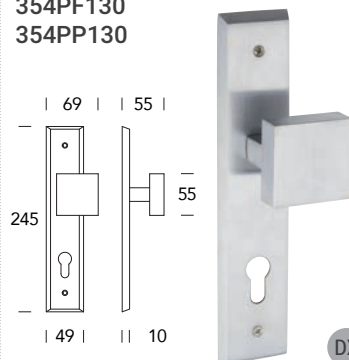
354PF8Q6
354PR8Q6



354PF0Q9
354PR0Q9



354PF130
354PP130




TeknoMetal

Sistema di montaggio
Mounting system

DX Pomolo destro
Right knob

square





● Tonda *Round*

Pomoli / Linea tonda
Knobs / Round line

Alfabetico Name

			
Apollo 055PF002 pag. 368	Cosmo E56PF002 pag. 375	M7-1 007PFM71 pag. 382	Sfera C59PF188 pag. 389
			
Apollo 055PR006 pag. 369	Cosmo E56PR006 pag. 376	Ovum 048PF002 pag. 383	Sicur B52PF002 pag. 390
			
Ario 345PF002 pag. 370	Cosmo E56PFR56 pag. 377	Ovum 048PR006 pag. 384	Triangolo 075PF002 pag. 391
			
Atlantide 346PF002 pag. 371	Cosmo E56PF73R pag. 378	Semplice C50PF002 pag. 385	Unico G71PFR71 pag. 392
			
Blind A54PF002 pag. 372	Cosmo E56PR202 pag. 379	Sfera C59PF002 pag. 386	
			
Classic C98PF002 pag. 373	Ellisse 352PF002 pag. 380	Sfera E59PFR56 pag. 387	
			
Cleo 347PF002 pag. 374	Gentile 382PF002 pag. 381	Sfera C59PF049 pag. 388	

MANIGLIE
HANDLES

MANIGLIONI
PULL HANDLE

BATTENTI
DOOR KNOCKER

POMOLI
KNOBS

SCORREVOLI
SLIDING DOOR

MAN. ALZANTI
PULL HAND FOR SLIDING DOORS

SICUREZZA
SAFETY

COMPLEMENTI
COMPLEMENTS

INFO TECNICHE
TECHNICAL INFO

FINITURE
FINISHES

ESPOSITORI
DISPLAY

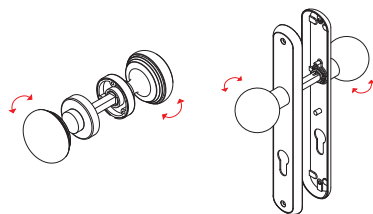


Apollo 055

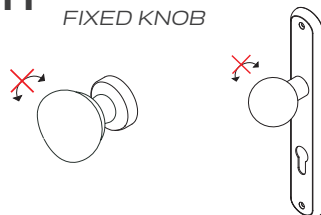
DESIGN
STUDIO REGUITTI



PR-PP POMOLI GIREVOLI
DOOR KNOB SETS



PF POMOLO FISSO
FIXED KNOB



X P

X F

Finiture Finishes



LV
Lucido verniciato
Polished varnished



OSC
Satinato Cromato
Satin Chrome



BG
Bronzato Graffiato
Scratched Bronzed



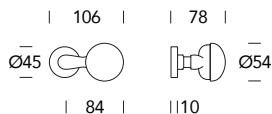
AN
Antico
Antique



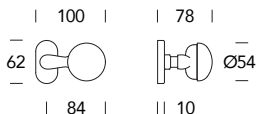
AGV
Argento vecchio
Old silver

Coordinated Design

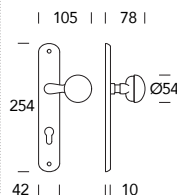
055PF002
055PR416



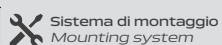
055PF906
055PR916



055PF188
055PP188



DX




square

Apollo 055 / 006

DESIGN
STUDIO REGUITTI



PR
POMOLI GIREVOLI
DOOR KNOB SETS



POMOLI
KNOBS

Finiture Finishes



OSC
Satinato Cromato
Satin Chrome



LV
Lucido verniciato
Polished varnished



BG
Bronzato Graffiato
Scratched Bronzed



AN
Antico
Antique

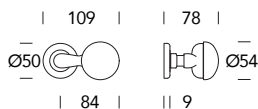


AGV
Argento vecchio
Old silver

ESSENTIAL
STYLES

Coordinated Design

055PR006



Ottone
Brass

ANTIGERM™

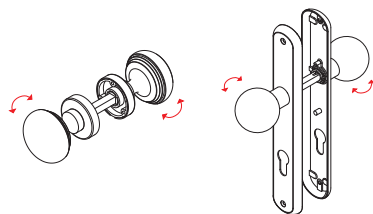


Ario 345

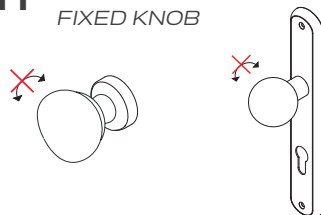
DESIGN
STUDIO REGUITTI



PR-PP POMOLI GIREVOLI DOOR KNOB SETS



PF POMOLO FISSO FIXED KNOB



✗ P

✗ F

Finiture Finishes



OC
Cromato
Chrome



LV
Lucido verniciato
Polished varnished



PVD ORO
PVD Lucido Oro
PVD Gold



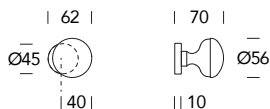
BG
Bronzato Graffiato
Scratched Bronzed



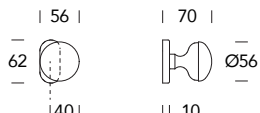
OSC
Satinato Cromato
Satin Chrome

Coordinated Design

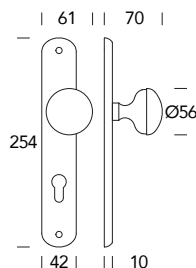
345PF002
345PR406*



345PF906
345PR906*



345PF188
345PP188



DX



Ottone
Brass



Pomolo destro
Right knob

*Possibilità coppia fisso/girevole vedi pag. 357 - Fixed/turnable set available, see page 357

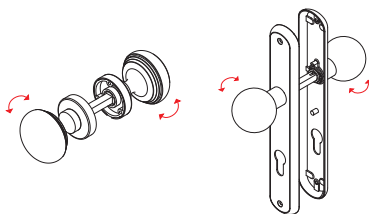
square

Atlantide 346

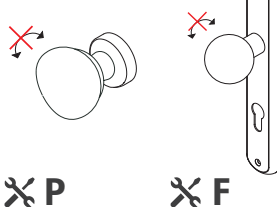
DESIGN
STUDIO REGUITTI



PR-PP POMOLI GIREVOLI
DOOR KNOB SETS



PF POMOLO FISSO
FIXED KNOB



X P

X F

POMOLI
KNOBS

ESSENTIAL
STYLES

Finiture Finishes



PVD ORO
PVD Lucido Oro
PVD Gold



LV
Lucido verniciato
Polished varnished



OC
Cromato
Chrome



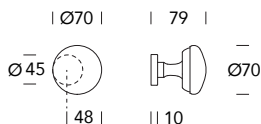
OSC
Satinato Cromato
Satin Chrome



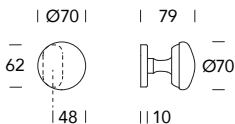
BG
Bronzato Graffiato
Scratched Bronzed

Coordinated Design

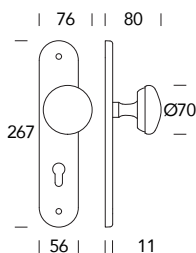
346PF002
346PR406*



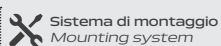
346PF906
346PR906*



346PF049
346PP049



DX



*Possibilità coppia fisso/girevole vedi pag. 357 - Fixed/turnable set available, see page 357




Blind A54

DESIGN
STUDIO REGUITTI



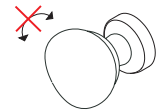
PR

POMOLI GIREVOLI
DOOR KNOB SETS



PF

POMOLO FISSO
FIXED KNOB



X P

Finiture Finishes



OSC
Satinato Cromato
Satin Chrome



OC
Cromato
Chrome



LV
Lucido verniciato
Polished varnished



BG
Bronzato Graffiato
Scratched Bronzed

Coordinated Design

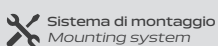
A54PF002
A54PR406



Ø45 | | | 52 |



|| 10



● round

Classic C98

DESIGN
STUDIO REGUITTI



Finiture Finishes



OSC
Satinato Cromato
Satin Chrome




OC
Cromato
Chrome



LV
Lucido verniciato
Polished varnished

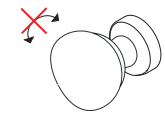
PR

POMOLI GIREVOLI
DOOR KNOB SETS



PF

POMOLO FISSO
FIXED KNOB

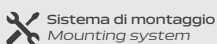
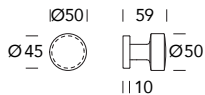


POMOLI
KNOBS

ESSENTIAL
STYLES

Coordinated Design

C98PF002
C98PR406*



*Possibilità coppia fisso/girevole vedi pag. 357 - Fixed/turnable set available, see page 357

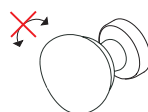


Cleo 347

DESIGN
STUDIO REGUITTI



PF
POMOLO FISSO
FIXED KNOB



X P

Finiture Finishes



OSC
Satinato Cromato
Satin Chrome



PVD INOX
PVD Inox Satinato
PVD Satin Inox



PVD ORO
PVD Lucido Oro
PVD Gold



LV
Lucido verniciato
Polished varnished



OC
Cromato
Chrome



BG
Bronzato Graffiato
Scratched Bronzed

Coordinated Design

347PF002

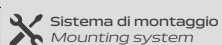


| 112 | | 69 |
Ø45 | 51
| 90 | | 110

347PF906



| 106 | | 69 |
62 | 51
| 90 | | 110



Pomolo girevole Cleo consultare pag. 144 - Turnable knobset Cleo, see pag.144

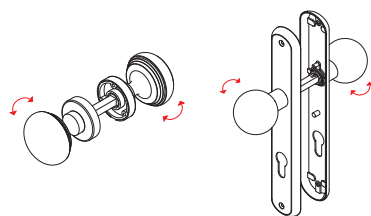


Cosmo E56

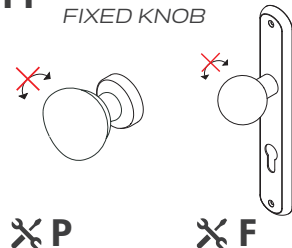
DESIGN
STUDIO REGUITTI



PR-PP POMOLI GIREVOLI
DOOR KNOB SETS



PF POMOLO FISSO
FIXED KNOB



X P

X F

POMOLI
KNOBS

ESSENTIAL
STYLES

Finiture Finishes



OSC
Satinato Cromato
Satin Chrome



OC
Cromato
Chrome



LV
Lucido verniciato
Polished varnished



PVD ORO
PVD Lucido Oro
PVD Gold



BG
Bronzato Graffiato
Scratched Bronzed



GR
Grey retrò
Grey retrò



BGO
Bronzato Graff.opaco
Matt Scratch. Bronzed



AN
Antico
Antique



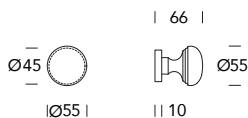
AGV
Argento vecchio
Old silver



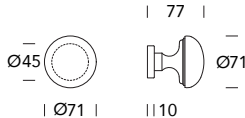
RX
Ruggine
Oxid

Coordinated Design

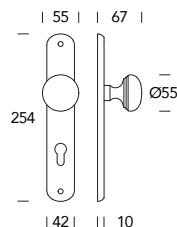
E56PF002
E56PR406*



H56PF002



E56PF188
E56PP188



*Possibilità coppia fisso/girevole vedi pag. 357 - Fixed/turnable set available, see page 357




Cosmo E56 / 006

DESIGN
STUDIO REGUITTI



PR
POMOLI GIREVOLI
DOOR KNOB SETS



Finiture Finishes



OSC
Satinato Cromato
Satin Chrome



OC
Cromato
Chrome



LV
Lucido verniciato
Polished varnished



PVD ORO
PVD Lucido Oro
PVD Gold



BG
Bronzato Graffiato
Scratched Bronzed



GR
Grey retrò
Grey retrò



BGO
Bronzato Graff.opaco
Matt Scratch. Bronzed



AN
Antico
Antique



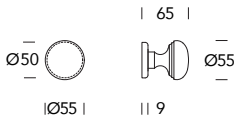
AGV
Argento vecchio
Old silver



RX
Ruggine
Oxid

Coordinated Design

E56PR006



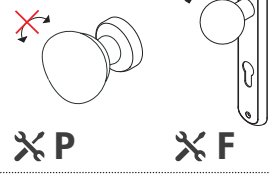
● round

Cosmo E56 / R56

DESIGN
STUDIO REGUITTI



PF
POMOLO FISSO
FIXED KNOB



P

F

POMOLI
KNOBS

Finiture Finishes



BG
Bronzato Graffiato
Scratched Bronzed



LV
Lucido verniciato
Polished varnished



OC
Cromato
Chrome

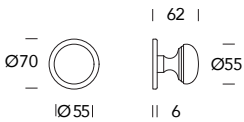


OSC
Satinato Cromato
Satin Chrome

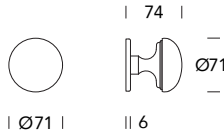
ESSENTIAL
STYLES

Coordinated Design

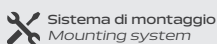
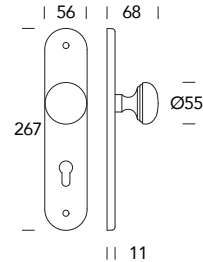
E56PFR56



H56PFR56



E56PF049

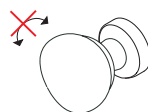


Cosmo E56 / 73R

DESIGN
STUDIO REGUITTI



PF
POMOLO FISSO
FIXED KNOB



X P

Finiture Finishes



AN
Antico
Antique



BGO
Bronzato Graff.opaco
Matt Scratch. Bronzed



AGV
Argento vecchio
Old silver



RX
Ruggine
Oxid



NC
Nero California
Black California



GR
Grey retrò
Grey retrò



VBN
Rustico
Rustic



LV
Lucido verniciato
Polished varnished

Coordinated Design

E56PF73R



H56PF73R




● round

Cosmo E56 / 202

DESIGN
STUDIO REGUITTI



PR POMOLI GIREVOLI DOOR KNOB SETS



POMOLI
KNOBS

Finiture Finishes



AGV
Argento vecchio
Old silver



AN
Antico
Antique



BGO
Bronzato Graff.opaco
Matt Scratch. Bronzed



RX
Ruggine
Oxid



NC
Nero California
Black California



GR
Grey retrò
Grey retrò



VBN
Rustico
Rustic



LV
Lucido verniciato
Polished varnished

VINTAGE
STYLES

Coordinated Design

E56PR202



| 65 |



Ø55

| Ø55 |

| 19 |



Ottone
Brass



ANTIGERM™

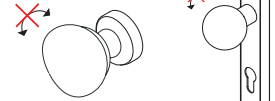


Ellisse 352

DESIGN
STUDIO REGUITTI



PF
POMOLO FISSO
FIXED KNOB



X P

X F

Finiture Finishes



PVD ORO
PVD Lucido Oro
PVD Gold



LV
Lucido verniciato
Polished varnished



OC
Cromato
Chrome



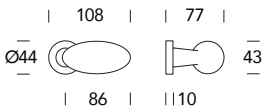
OSC
Satinato Cromato
Satin Chrome



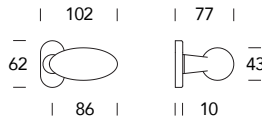
BG
Bronzato Graffiato
Scratched Bronze

Coordinated Design

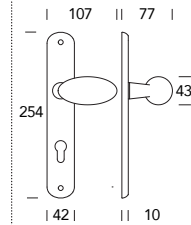
352PF002



352PF906



352PF188



DX




Pomolo girevole Ellisse consultare pag. 158 - Turnable knobset Ellisse, see pag.158

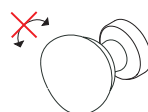


Gentile 382

DESIGN
STUDIO REGUITTI



PF
POMOLO FISSO
FIXED KNOB



POMOLI
KNOBS

ESSENTIAL
STYLES

Finiture Finishes



OSC
Satinato Cromato
Satin Chrome



OC
Cromato
Chrome



LV
Lucido verniciato
Polished varnished



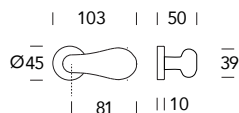
PVD ORO
PVD Lucido Oro
PVD Gold



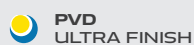
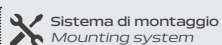
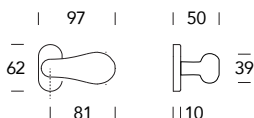
BG
Bronzato Graffiato
Scratched Bronzed

Coordinated Design

382PF002



382PF906



Pomolo girevole Gentile consultare pag. 164 - Turnable knobset Gentile, see pag.164

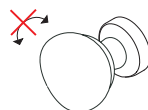


M7-1 007

DESIGN
GGA GARDINI GIBERTINI ARCHITETTI



PF
POMOLO FISSO
FIXED KNOB



Finiture Finishes



A-PLUS SC
Aluplus Satin, cromato
Aluplus Satin chrome



A-PLUS CL
Aluplus cromato
Aluplus chrome



A-PLUS SV
Aluplus Oro Lucido
Aluplus Gold



A-PLUS SLB
Aluplus Bronzo
Aluplus Bronze



A-PLUS SB
Aluplus Nero satinato
Aluplus Satin black



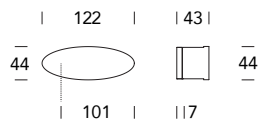
A-PLUS B16
Aluplus Bianco RAL 9016
Aluplus White RAL 9016



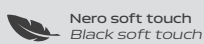
A-PLUS NST
Aluplus nero soft touch
Aluplus Black soft touch

Coordinated Design

007PFM71



DX



Pomolo girevole M7-1 consultare pag.180 - Turnable knobset M7-1, see pag.180




Ovum 048

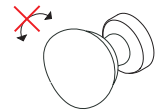
DESIGN
STUDIO REGUITTI



PR
POMOLI GIREVOLI
DOOR KNOB SETS



PF
POMOLO FISSO
FIXED KNOB



X P

POMOLI
KNOBS

ESSENTIAL
STYLES

Finiture Finishes



LV
Lucido verniciato
Polished varnished



PVD ORO
PVD Lucido Oro
PVD Gold



OC
Cromato
Chrome



OSC
Satinato Cromato
Satin Chrome



BG
Bronzato Graffiato
Scratched Bronzed



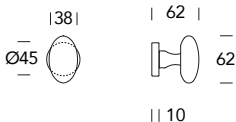
AN
Antico
Antique



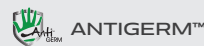
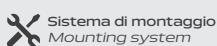
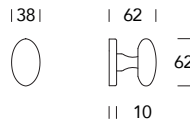
AGV
Argento vecchio
Old silver

Coordinated Design

048PF002
048PR406



048PF906
048PR906




Ovum 048 / 006

DESIGN
STUDIO REGUITTI



PR
POMOLI GIREVOLI
DOOR KNOB SETS



Finiture Finishes



OSC
Satinato Cromato
Satin Chrome



OC
Cromato
Chrome



PVD ORO
PVD Lucido Oro
PVD Gold



LV
Lucido verniciato
Polished varnished



BG
Bronzato Graffiato
Scratched Bronzed



AN
Antico
Antique



AGV
Argento vecchio
Old silver



Coordinated Design

048PR006



| 38 |

| 62 |



| 9 |



PVD
ULTRA FINISH



ANTIGERM™

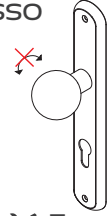
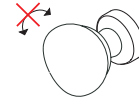
● round

Semplice C50

DESIGN
STUDIO REGUITTI



PF
POMOLO FISSO
FIXED KNOB



P

F

Finiture *Finishes*



OC
Cromato
Chrome



LV
Lucido verniciato
Polished varnished



OSC
Satinato Cromato
Satin Chrome



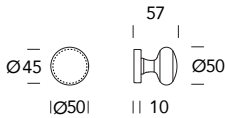
BG
Bronzato Graffiato
Scratched Bronzed

POMOLI
KNOBS

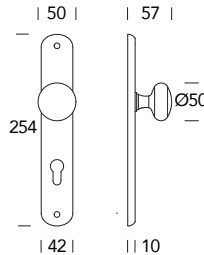
ESSENTIAL
STYLES

Coordinated **Design**

C50PF002



C50PF188



Ottone
Brass



Sistema di montaggio
Mounting system




Sfera 59

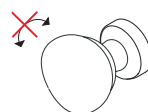
DESIGN
STUDIO REGUITTI



PR
POMOLI GIREVOLI
DOOR KNOB SETS



PF
POMOLO FISSO
FIXED KNOB



X P

Finiture Finishes



OSC
Satinato Cromato
Satin Chrome



OC
Cromato
Chrome



PVD ORO
PVD Lucido Oro
PVD Gold



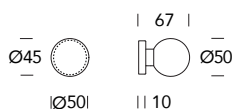
LV
Lucido verniciato
Polished varnished



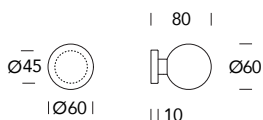
BG
Bronzato Graffiato
Scratched Bronzed

Coordinated Design

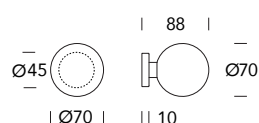
C59PF002
C59PR406*



E59PF002
E59PR406*



G59PF002



*Possibilità coppia fisso/girevole vedi pag. 357 - Fixed/turnable set available, see page 357

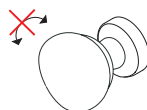
● round

Sfera 59 / R56

DESIGN
STUDIO REGUITTI



PF
POMOLO FISSO
FIXED KNOB



X P

POMOLI
KNOBS

ESSENTIAL
STYLES

Finiture Finishes



LV
Lucido verniciato
Polished varnished



OC
Cromato
Chrome



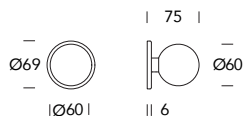
OSC
Satinato Cromato
Satin Chrome



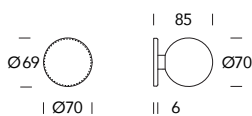
BG
Bronzato Graffiato
Scratched Bronzed

Coordinated Design

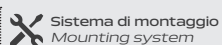
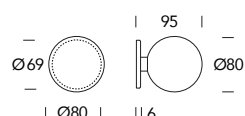
E59PFR56



G59PFR56



L59PFR56

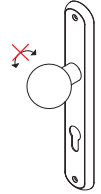


Sfera 59 / 049

DESIGN
STUDIO REGUITTI



PF
POMOLO FISSO
FIXED KNOB



Finiture Finishes



OSC
Satinato Cromato
Satin Chrome



OC
Cromato
Chrome



PVD ORO
PVD Lucido Oro
PVD Gold



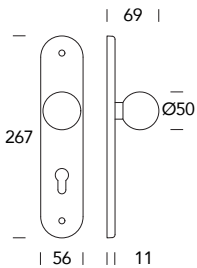
LV
Lucido verniciato
Polished varnished



BG
Bronzato Graffiato
Scratched Bronzed

Coordinated Design

C59PF049



Ottone
Brass



Sistema di montaggio
Mounting system



PVD
ULTRA FINISH

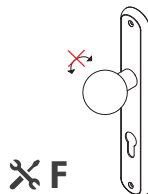
● round

Sfera 59 / 188

DESIGN
STUDIO REGUITTI



PF
POMOLO FISSO
FIXED KNOB



POMOLI
KNOBS

Finiture Finishes



LV
Lucido verniciato
Polished varnished



PVD ORO
PVD Lucido Oro
PVD Gold



OC
Cromato
Chrome



OSC
Satinato Cromato
Satin Chrome

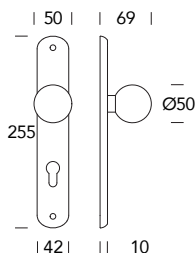


BG
Bronzato Graffiato
Scratched Bronzed

ESSENTIAL
STYLES

Coordinated Design

C59PF188



Ottone
Brass

Sistema di montaggio
Mounting system

PVD
ULTRA FINISH




Sicur B52

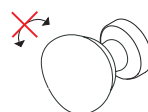
DESIGN
STUDIO REGUITTI



PR
POMOLI GIREVOLI
DOOR KNOB SETS



PF
POMOLO FISSO
FIXED KNOB



X P

Finiture Finishes



OC
Cromato
Chrome



OSC
Satinato Cromato
Satin Chrome



LV
Lucido verniciato
Polished varnished



BG
Bronzato Graffiato
Scratched Bronzed

Coordinated Design

B52PF002
B52PR406



| 50 |

Ø45

| 41 |

| 41 |

| 10 |

 Ottone
Brass

 Sistema di montaggio
Mounting system

● round


Triangolo 075

DESIGN
STUDIO REGUITTI



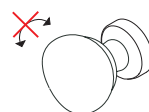
PR

POMOLI GIREVOLI
DOOR KNOB SETS



PF

POMOLO FISSO
FIXED KNOB



X P

POMOLI
KNOBS

ESSENTIAL
STYLES

Finiture Finishes



OSC
Satinato Cromato
Satin Chrome



OS
Satinato
Satin



OC
Cromato
Chrome



LV
Lucido verniciato
Polished varnished



BG
Bronzato Graffiato
Scratched Bronzed

Coordinated Design

075PF002
075PR406



Ø45

| 58 |

| 59 |

| 58

| 110



Ottone
Brass



Sistema di montaggio
Mounting system

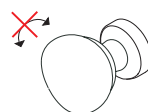


Unico G71 / R71

DESIGN
STUDIO REGUITTI



PF
POMOLO FISSO
FIXED KNOB



X P

Finiture Finishes



OSC
Satinato Cromato
Satin Chrome



OC
Cromato
Chrome



PVD ORO
PVD Lucido Oro
PVD Gold



LV
Lucido verniciato
Polished varnished



BG
Bronzato Graffiato
Scratched Bronzed



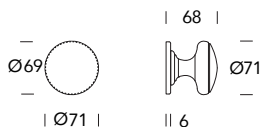
BGO
Bronzato Graff.opaco
Matt Scratch. Bronzed



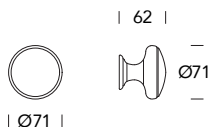
AN
Antico
Antique

Coordinated Design

G71PFR71



G71PF



● round





Vintage Style

Pomoli / Linea Vintage

Knobs / Vintage line

Alfabetico Name



Luigi
950PFT36 pag. 396



Ulisse
N61PF100 pag. 403



Margherita
E57PF006 pag. 397



Margherita
E57PF73R pag. 398



Margherita
H57PF100 pag. 399



Margherita
E57PR202 pag. 400



Ovale Porcellana
053PF406 pag. 401



Ulisse
N61PF73R pag. 402

MANIGLIE
HANDLES

MANIGLIONI
PULL HANDLE

BATTENTI
DOOR KNOCKER

POMOLI
KNOBS

SCORREVOLI
SLIDING DOOR

MAN. ALZANTI
PULL HAND FOR SLIDING DOORS

SICUREZZA
SAFETY

COMPLEMENTI
COMPLEMENTS

INFO TECNICHE
TECHNICAL INFO

FINITURE
FINISHES

ESPOSITORI
DISPLAY

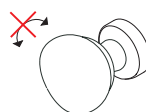


Luigi 950 / T36

DESIGN
STUDIO REGUITTI



PF
POMOLO FISSO
FIXED KNOB



✂ F

Finiture Finishes



BGO
Bronzato graff. opaco
Matt scratched bronzed



VBN
Rustico
Rustic



LV
Lucido verniciato
Polished varnished



LR
Lucido naturale
Natural brass



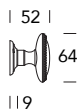
AN
Antico
Antique



AGV
Argento vecchio
Old silver

Coordinated Design

950PFT36




Margherita 57 / 006

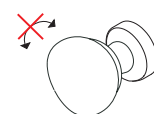
DESIGN
STUDIO REGUITTI



PR
POMOLI GIREVOLI
DOOR KNOB SETS



PF
POMOLO FISSO
FIXED KNOB



POMOLI
KNOBS

VINTAGE
STYLES

Finiture Finishes



LV
Lucido verniciato
Polished varnished



BG
Bronzato Graffiato
Scratched Bronzed



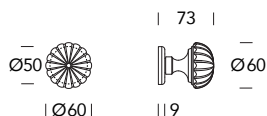
AN
Antico
Antique



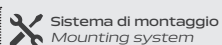
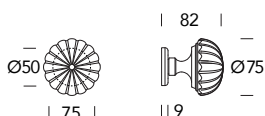
AGV
Argento vecchio
Old silver

Coordinated Design

E57PF006
E57PR006



H57PF006



ANTIGERM™

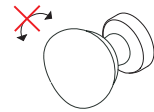


Margherita 57 / 73R

DESIGN
STUDIO REGUITTI



PF
POMOLO FISSO
FIXED KNOB



X P

Finiture Finishes



AGV
Argento vecchio
Old silver



AN
Antico
Antique



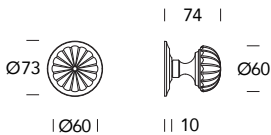
VBN
Rustico
Rustic



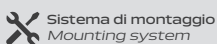
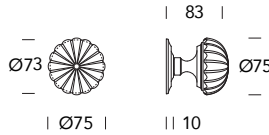
LV
Lucido verniciato
Polished varnished

Coordinated Design

E57PF73R



H57PF73R

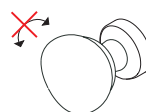


Margherita 57 / 100

DESIGN
STUDIO REGUITTI



PF
POMOLO FISSO
FIXED KNOB



✂ P ✂ T*

POMOLI
KNOBS

Finiture Finishes



LR
Lucido naturale
Natural brass



LV
Lucido verniciato
Polished varnished



VBN
Rustico
Rustic



AN
Antico
Antique

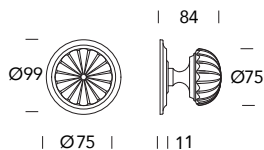


AGV
Argento vecchio
Old silver

VINTAGE
STYLES

Coordinated Design

H57PF100
H57PO100



Ottone
Brass

✂ Sistema di montaggio
Mounting system

ANTIGERM™

*Montaggio T solo per pomolo fisso PO - T fixing available only for PO fixed knob




Margherita 57 / 202

DESIGN
STUDIO REGUITTI



PR
POMOLI GIREVOLI
DOOR KNOB SETS



Finiture Finishes



VBN
Rustico
Rustic



LV
Lucido verniciato
Polished varnished



AN
Antico
Antique



AGV
Argento vecchio
Old silver



RX
Ruggine
Oxid



VINTAGE
STYLES

Coordinated Design

E57PR202



| 73 |



|| 9



Ottone
Brass



ANTIGERM™

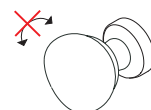


Ovale Porcellana 53 / 002

DESIGN
STUDIO REGUITTI



PF
POMOLO FISSO
FIXED KNOB



X P

POMOLI
KNOBS

Finiture Finishes



BN / LV

Porcellana bianco / Lucido verniciato
White porcelain / Polished varnished



BN / AN

Porcellana bianco / Antico
White porcelain / Antique



BN / AGV

Porcellana bianco / Argento vecchio
White porcelain / Old silver



CHAMP / LV

Porcellana champagne / Lucido verniciato
Champagne porcelain / Polished varnished



CHAMP / AN

Porcellana champagne / Antico
Champagne porcelain / Antique



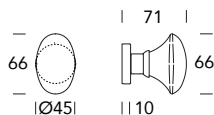
CHAMP / AGV

Porcellana champagne / Argento vecchio
Champagne porcelain / Old silver

CLASSIC
STYLES

Coordinated Design

053PF002



Ottone
Brass

Sistema di montaggio
Mounting system

porcelain

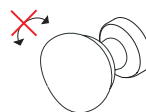


Ulisse N61 / 73R

DESIGN
STUDIO REGUITTI



PF
POMOLO FISSO
FIXED KNOB



X P

Finiture Finishes



AN
Antico
Antique



AGV
Argento vecchio
Old silver



BG
Bronzato Graffiato
Scratched Bronze



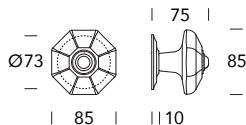
LV
Lucido verniciato
Polished varnished



VBN
Rustico
Rustic

Coordinated Design

N61PF73R



 **Ottone
Brass**

 **Sistema di montaggio
Mounting system**

 **ANTIGERM™**

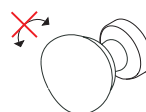
 **vintage**

Ulisse N61 / 100

DESIGN
STUDIO REGUITTI



PF
POMOLO FISSO
FIXED KNOB



X P **X T***

POMOLI
KNOBS

Finiture Finishes



VBN
Rustico
Rustic



LR
Lucido naturale
Natural brass



LV
Lucido verniciato
Polished varnished



BG
Bronzato Graffiato
Scratched Bronzed



AN
Antico
Antique



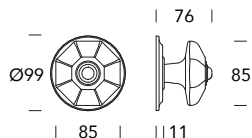
VINTAGE
STYLES




AGV
Argento vecchio
Old silver

Coordinated Design

N61PF100
N61PO100



Ottone
Brass

 Sistema di montaggio
Mounting system



ANTIGERM™

*Montaggio T solo per pomolo fisso PO - T fixing available only for PO fixed knob



SCORREVOLI SLIDING DOORS





Placche incasso per porte scorrevoli

Sliding door flush plates

Indice per codice / Code index

Code	Name	Line	pag.
001CY	001 CY	A	500
006IN00S	006 IN	A	500
006PT002	006 PT	A	500
006SR30T	006 SR	A	501
006SR40T	006 SR	A	501
007CH	007 CH	A	501
007SR30T	007 SR	A	502
007SR40T	007 SR	A	502
016SR	016 SR	A	502
017SR	017 SR	A	503
026SR	026 SR	A	503
027CH	027 CH	A	503
027SR	027 SR	A	504
028SR	028 SR	A	504
048CP	048 CP	A	504
048CP00Q	048 CP	A	505
048PI002	048 PI	A	505
051PI	051 PI	A	506
129IN	129 IN	A	505
252KF002	252 KF	■	440
252KS027	252 KS	■	441
252KS028	252 KS	■	442
252PI001	252 PI	■	439
252PI002	252 PI	■	440
252PI027	252 PI	■	441
252PI028	252 PI	■	442

Code	Name	Line	pag.
429PI002	429 PI	A	507
508CP	508 CP	●	450
508CP00F	508 CP	●	451
508CP00Q	508 CP	■	416
508CP0FQ	508 CP	■	417
508KF	508 KF	●	450
508KF00F	508 KF	●	451
508KF00Q	508 KF	■	416
508KF0FQ	508 KF	■	417
508KS	508 KS	●	450
508KS00F	508 KS	●	451
508KS00Q	508 KS	■	416
508KS0FQ	508 KS	■	417
514CP	514 CP	●	486
514KF	514 KF	●	486
514KS	514 KS	●	486
519CP	519 CP	●	452
519KF	519 KF	●	452
519KS	519 KS	●	452
520KF001	520 KF	●	488
520KF002	520 KF	●	489
520KF0B1	520 KF	●	490
520KS027	520 KS	●	491
520KS028	520 KS	●	492
520PI001	520 PI	●	488
520PI002	520 PI	●	489

■ Linea quadra Square line ● Linea tonda Round line ● Linea ovale Oval line

Code	Name	Line	pag.
520PI027	520 PI	●	491
520PI028	520 PI	●	492
520PI0B1	520 PI	●	490
521KF002	521 KF	●	493
521PI002	521 PI	●	493
524CP	524 CP	A	507
524KF001	524 KF	●	464
524KF002	524 KF	●	466
524KS027	524 KS	●	468
524KS028	524 KS	●	470
524PI001	524 PI	●	464
524PI002	524 PI	●	466
524PI027	524 PI	●	468
524PI028	524 PI	●	470
524RO	524 RO	A	507
525PI	525 PI	A	508
526PI002	526 PI	A	508
527PI002	527 PI	A	508
529CP	529 CP	A	509
529KF001	529 KF	●	472
529KF002	529 KF	●	473
529KS027	529 KS	●	474
529PI001	529 PI	●	472
529PI002	529 PI	●	473
529PI027	529 PI	●	474
530PI002	530 PI	A	509

Code	Name	Line	pag.
532PI002	532 PI	A	509
533PI002	533 PI	A	510
535KF002	535 KF	●	495
535KS027	535 KS	●	496
535KS028	535 KS	●	497
535PI001	535 PI	●	494
535PI002	535 PI	●	495
535PI027	535 PI	●	496
535PI028	535 PI	●	497
540CP	540 CP	●	453
540KF	540 KF	●	453
540KS	540 KS	●	453
543CP	543 CP	A	510
543CP00Q	543 CP	A	510
552CP	552 CP	●	487
552KF	552 KF	●	487
552KS	552 KS	●	487
573CP	573 CP	●	454
573CP00F	573 CP	●	455
573CP00Q	573 CP	■	418
573CP0FQ	573 CP	■	419
573KF	573 KF	●	454
573KF00F	573 KF	●	455
573KF00Q	573 KF	■	418
573KF0FQ	573 KF	■	419
573KS	573 KS	●	454

Linea rettangolare Rectangular line A Accessori Accessories



Placche incasso per porte scorrevoli

Sliding door flush plates

Indice per codice / Code index

Code	Name	Line	pag.
573KS00F	573 KS	●	455
573KS00Q	573 KS	■	418
573KS0FQ	573 KS	■	419
574CP	574 CP	●	456
574CP00Q	574 CP	■	420
574KF	574 KF	●	456
574KF00Q	574 KF	■	420
574KS	574 KS	●	456
574KS00Q	574 KS	■	420
575CP	575 CP	●	457
575CP00Q	575 CP	■	421
575KF	575 KF	●	457
575KF00Q	575 KF	■	421
575KS	575 KS	●	457
575KS00Q	575 KS	■	421
577CP	577 CP	●	458
577CP00Q	577 CP	■	422
577KF	577 KF	●	458
577KF00Q	577 KF	■	422
577KS	577 KS	●	458
577KS00Q	577 KS	■	422
578CP	578 CP	●	459
578CP00Q	578 CP	■	423
578KF	578 KF	●	459
578KF00Q	578 KF	■	423

Code	Name	Line	pag.
578KS	578 KS	●	459
578KS00Q	578 KS	■	423
808CP	808 CP	●	460
808KF	808 KF	●	460
808KF001	808 KF	●	475
808KF002	808 KF	●	476
808KS	808 KS	●	460
808KS001	808 KS	●	475
808PI001	808 PI	●	475
808PI002	808 PI	●	476
873CP	873 CP	●	461
873CP00Q	873 CP	■	424
873KF	873 KF	●	461
873KF00Q	873 KF	■	424
873KS	873 KS	●	461
873KS00Q	873 KS	■	424
914CP	914 CP	■	436
914KF	914 KF	■	436
914KS	914 KS	■	436
952CP00Q	952 CP	■	437
952KF00Q	952 KF	■	437
952KS00Q	952 KS	■	437
954CP	954 CP	■	438
954KF	954 KF	■	438
954KS	954 KS	■	438

■ Linea quadra Square line ● Linea tonda Round line ○ Linea ovale Oval line

Code	Name	Line	pag.
Q24KF001	Q24 KF	■	426
Q24KF002	Q24 KF	■	427
Q24KS027	Q24 KS	■	428
Q24KS028	Q24 KS	■	429
Q24PI001	Q24 PI	■	426
Q24PI002	Q24 PI	■	427
Q24PI027	Q24 PI	■	428
Q24PI028	Q24 PI	■	429
Q25PI	Q25 PI	A	511
Q26PI	Q26 PI	A	511
Q28KF002	Q28 KF	■	430
Q28PI002	Q28 PI	■	430
Q29PI002	Q29 PI	A	511
Q30PI002	Q30 PI	A	512
Q35KF002	Q35 KF	■	444
Q35KS027	Q35 KS	■	445
Q35KS028	Q35 KS	■	446
Q35PI001	Q35 PI	■	443
Q35PI002	Q35 PI	■	444
Q35PI027	Q35 PI	■	445
Q35PI028	Q35 PI	■	446
Q48PI002	Q48 PI	A	512
Q51PI	Q51 PI	A	512
Q60KF002	Q60 KF	■	431
Q60KS027	Q60 KS	■	432

Code	Name	Line	pag.
Q60KS028	Q60 KS	■	433
Q60PI002	Q60 PI	■	431
Q60PI027	Q60 PI	■	432
Q60PI028	Q60 PI	■	433
R60CP	R60 CP	●	462
R60CP00Q	R60 CP	■	425
R60KF	R60 KF	●	462
R60KF00Q	R60 KF	■	425
R60KS	R60 KS	●	462
R60KS00Q	R60 KS	■	425
T60KF002	T60 KF	●	477
T60KS027	T60 KS	●	479
T60KS028	T60 KS	●	481
T60PI002	T60 PI	●	477
T60PI027	T60 PI	●	479
T60PI028	T60 PI	●	481
BPLTPKSR6**4A	UMI		513

■ Linea rettangolare Rectangular line A Accessori Accessories

MANIGLIE
HANDLES

MANIGLIONI
PULL HANDLE

BATTENTI
DOOR KNOCKER

POMOLI
KNOBS

SCORREVOLI
SLIDING DOOR

MAN. ALZANTI
PULL HAND FOR SLIDING DOORS

SICUREZZA
SAFETY

COMPLEMENTI
COMPLEMENTS

INFO TECNICHE
TECHNICAL INFO

FINITURE
FINISHES

ESPOSITORI
DISPLAY

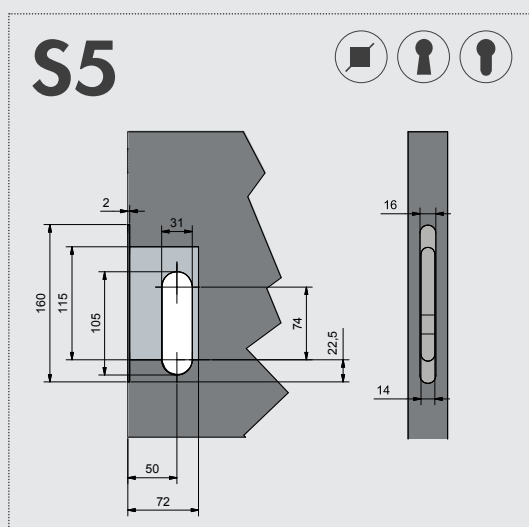
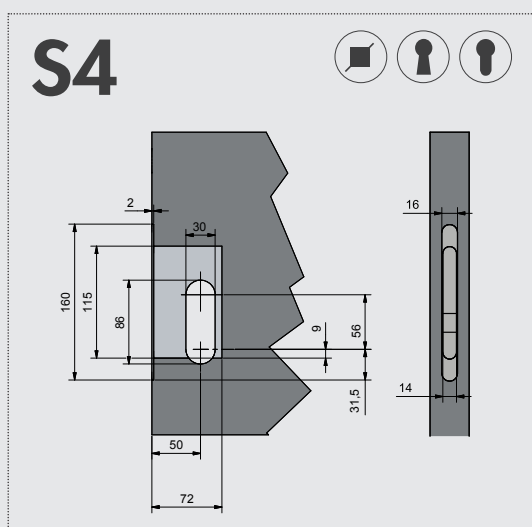
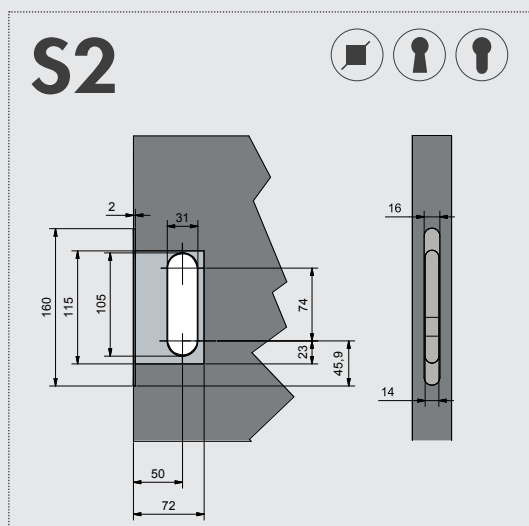
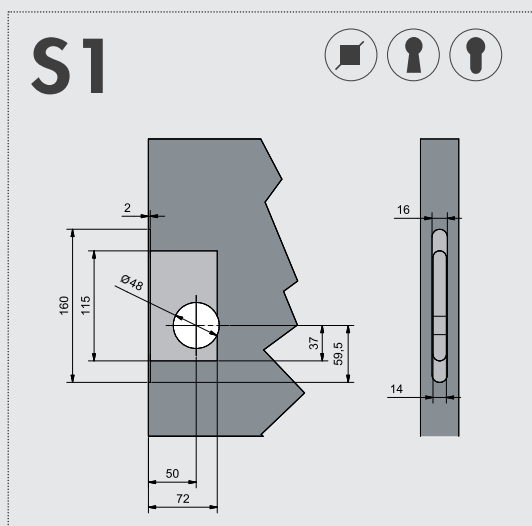


Placche incasso per porte scorrevoli

Sliding door flush plates

Schemi di foratura porte per serrature

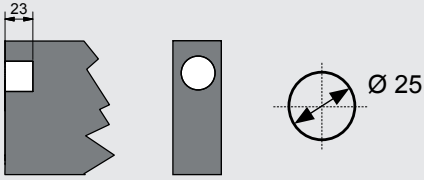
Door drilling drawings for locks



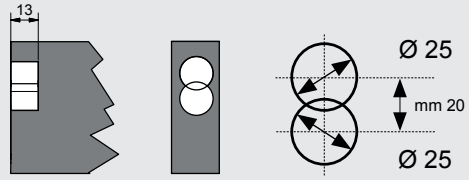
Schemi di foratura porte per frontalini

Door drilling drawings for edge pulls

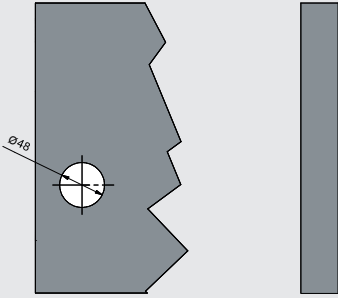
525PI - Q25PI



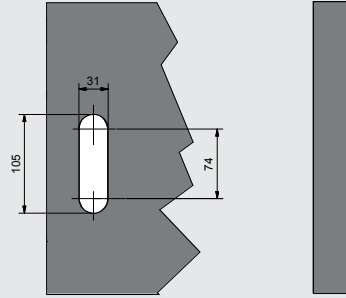
051PI - Q51PI



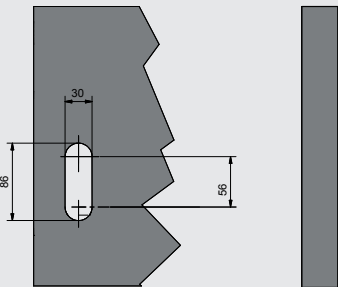
S15



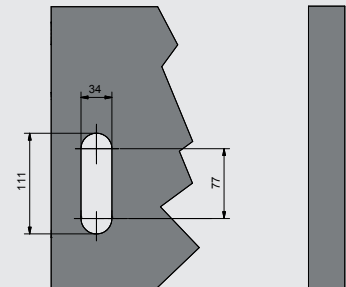
S16



S17



S18



MANIGLIE
HANDLES

MANIGLIONI
PULL HANDLE

BATTENTI
DOOR KNOCKER

POMOLI
KNOBS

SCORREVOLI
SLIDING DOOR

MAN. ALZANTI
PULL HAND FOR SLIDING DOORS

SICUREZZA
SAFETY

COMPLEMENTI
COMPLEMENTS

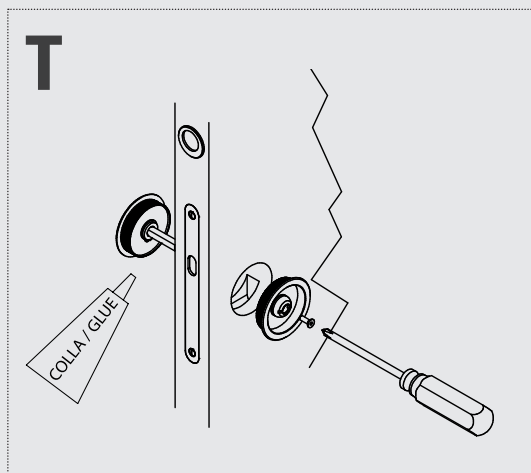
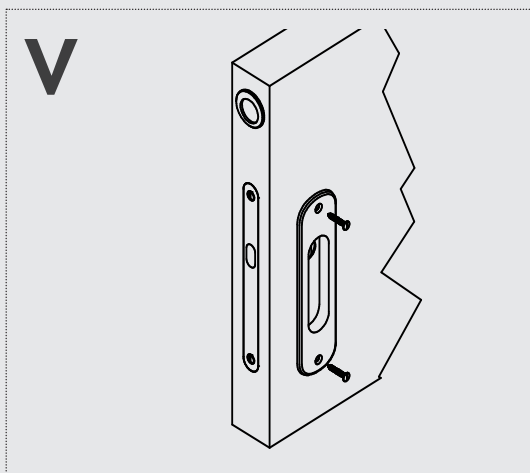
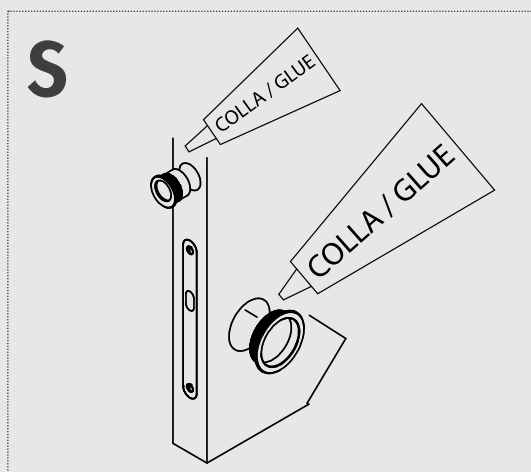
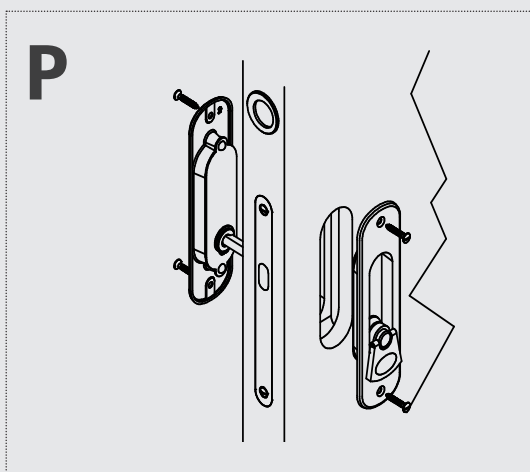
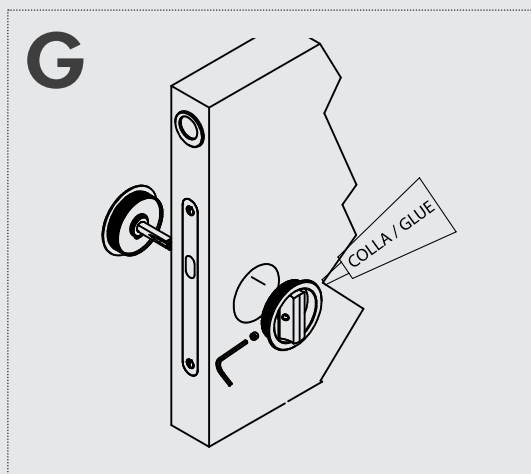
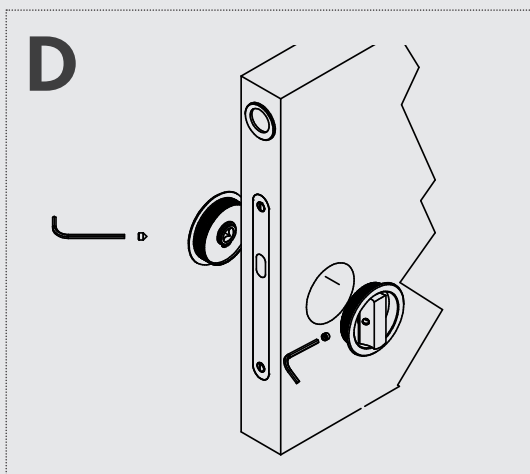
INFO TECNICHE
TECHNICAL INFO

FINITURE
FINISHES

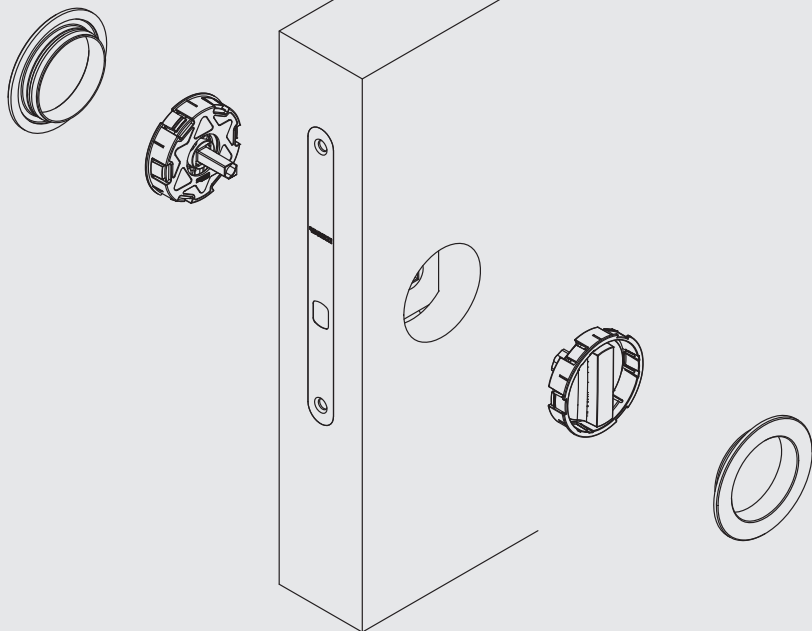
ESPOSITORI
DISPLAY



Sistemi di montaggio / Mounting systems



R



Vantaggi / Advantages

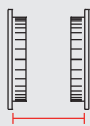


AUTOREGOLABILE

per porte con spessore
Da 35 a 52 mm

SELF-ADJUSTABLE

For door thickness from
to 35-52 mm.



35-52

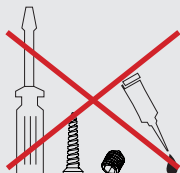


MONTAGGIO MANUALE VELOCE

senza l'utilizzo di utensili viti
grani e silicone

SUPER FAST MANUAL ASSEMBLING

Without using tools, Screws and glue

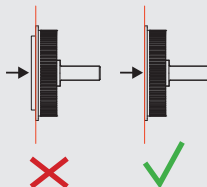


NESSUNA SPORGENZA

del nottolino dalla
placca incasso

NO PROJECTION

of the thumb turn

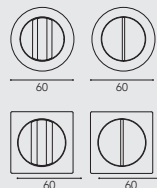


PLACCHE INCASSO MAGGIORATE

a Ø 60 e 60x60 mm.

OVERSIZE PULL PLATES

Ø 60 and 60X60 mm





■ Quadra Square

Placche incasso per porte scorrevoli / Linea quadra

Sliding door plates / Square line

Placche quadrate con nottolino ed incontro

WC turn and release on square plate



508CP00Q pag. 416



574CP00Q pag. 420



873CP00Q pag. 424



508CP0FQ pag. 417



575CP00Q pag. 421



R60CP00Q pag. 425



573CP00Q pag. 418



577CP00Q pag. 422



573CP0FQ pag. 419



578CP00Q pag. 423

Placche quadrate cieche, con foro yale, foro chiave e foro chiave tondo

Square plate blind, with europrofile cylinder (yale), key hole and round key hole



Q24PI001 pag. 426



Q24PI028 pag. 429



Q60PI027 pag. 432



Q24PI002 pag. 427



Q28PI002 pag. 430



Q60PI028 pag. 433



Q24PI027 pag. 428



Q60PI002 pag. 431

MANIGLIE
HANDLES

MANIGLIONI
PULL HANDLE

BATTENTI
DOOR KNOCKER

POMOLI
KNOBS

SCORREVOLI
SLIDING DOOR

MAN. ALZANTI
PULL HAND FOR SLIDING DOORS

SICUREZZA
SAFETY

COMPLEMENTI
COMPLEMENTS

INFO TECNICHE
TECHNICAL INFO

FINITURE
FINISHES

ESPOSITORI
DISPLAY



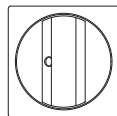
508 CP 00Q

508CP00Q

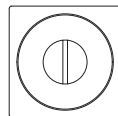


SPESORE PORTA
DOOR THICKNESS

40-45



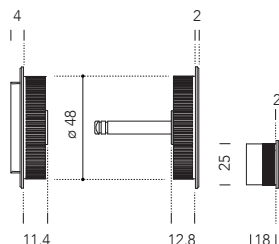
44
53



44
53



19
29



□ 6/8 S1 ✂ G

508KF00Q

KIT

Finiture *Finishes*



508KS00Q

KIT



- OSC**
Satinato Cromato
Satin Chrome
- OC**
Cromato
Chrome
- SNV**
Satinato nichelato verniciato
Satin nickel plated varnished
- NR**
Nero opaco RAL 9005
Matt black RAL 9005

Info tecnica serratura 026SR pag. 692
Technical info 026SR page 692



□ Ferro quadro
Square iron

Foratura porta
Door drilling

✂ Sistema di montaggio
Mounting system

Con riduzione per serratura da □ 8 a □ 6 mm - *With sleeve from □ 8 to □ 6 mm*

square

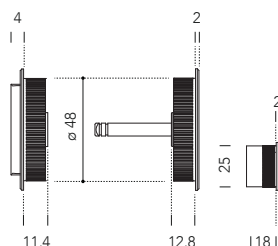
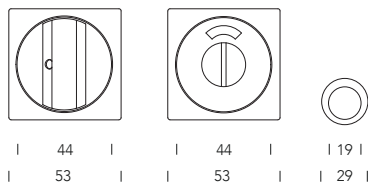
508 CP OFQ

508CP0FQ



40-45

SPESORE PORTA
DOOR THICKNESS



SCORREVOLI
SLIDING DOOR

□ 6/8 S1 ✕ G

508KF0FQ

KIT **Finiture Finishes**



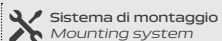
508KS0FQ

KIT



- OSC**
Satinato Cromato
Satin Chrome
- OC**
Cromato
Chrome

Info tecnica serratura 026SR pag. 692
Technical info 026SR page 692




Con riduzione per serratura da □ 8 a □ 6 mm - With sleeve from □ 8 to □ 6 mm



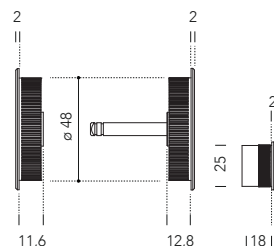
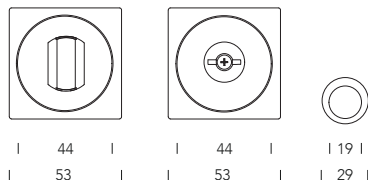
573 CP 00Q

573CP00Q



40-45

SPESORE PORTA
DOOR THICKNESS



□ 6/8  S1 ✂ T

573KF00Q

KIT



Finiture *Finishes*



573KS00Q

KIT



-  **OSC**
Satinato Cromato
Satin Chrome
-  **OC**
Cromato
Chrome

Info tecnica serratura 026SR pag. 692
Technical info 026SR page 692



□ Ferro quadro
Square iron

 Foratura porta
Door drilling

✂ Sistema di montaggio
Mounting system

Con riduzione per serratura da □ 8 a □ 6 mm - With sleeve from □ 8 to □ 6 mm

 square

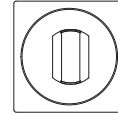
573 CP OFQ

573CP0FQ

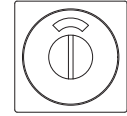


SPESORE PORTA
DOOR THICKNESS

40-45



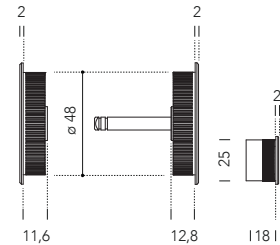
| 44 |
| 53 |



| 44 |
| 53 |



| 19 |
| 29 |



□ 6/8 SI ✂ G

SCORREVOLI
SLIDING DOOR

573KF0FQ

KIT

Finiture *Finishes*

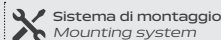


573KS0FQ

KIT



Info tecnica serratura 026SR pag. 692
Technical info 026SR page 692




Con riduzione per serratura da □ 8 a □ 6 mm - With sleeve from □ 8 to □ 6 mm



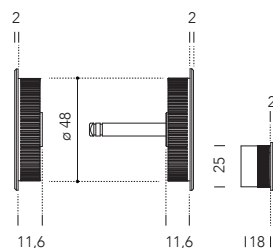
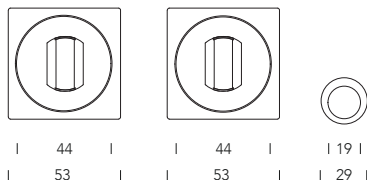
574 CP 00Q

574CP00Q



40-47

SPESORE PORTA
DOOR THICKNESS



□ 6/8  S1  D

574KF00Q

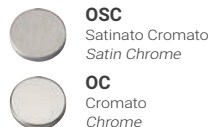
KIT

Finiture *Finishes*



574KS00Q

KIT



Info tecnica serratura 026SR pag. 692
Technical info 026SR page 692



□ Ferro quadro
Square iron

 Foratura porta
Door drilling

 Sistema di montaggio
Mounting system

Con riduzione per serratura da □ 8 a □ 6 mm - With sleeve from □ 8 to □ 6 mm

 square

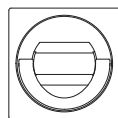
575 CP 00Q

575CP00Q

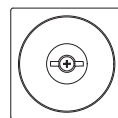


40-45

SPESORE PORTA
DOOR THICKNESS



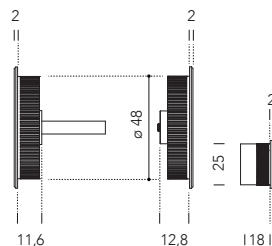
44 | 53 |



44 | 53 |



19 | 29 |



SCORREVOLI
SLIDING DOOR

□ 6/8 | SI | ✂ T

575KF00Q

KIT **Finiture Finishes**



575KS00Q

KIT



- OSC**
Satinato Cromato
Satin Chrome
- OC**
Cromato
Chrome

Info tecnica serratura 026SR pag. 692
Technical info 026SR page 692



Ferro quadro
Square iron

Foratura porta
Door drilling

Sistema di montaggio
Mounting system

Con riduzione per serratura da □ 8 a □ 6 mm - With sleeve from □ 8 to □ 6 mm



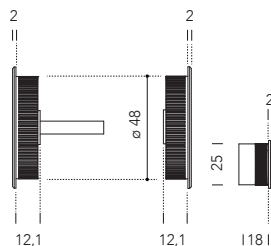
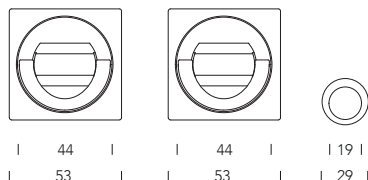
577 CP 00Q

577CP00Q



40-47

SPESORE PORTA
DOOR THICKNESS



□ 6/8  S1  D

577KF00Q

KIT

Finiture *Finishes*

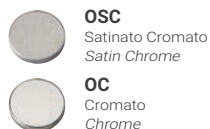


577KS00Q

KIT



Info tecnica serratura 026SR pag. 692
Technical info 026SR page 692



Con riduzione per serratura da □ 8 a □ 6 mm - With sleeve from □ 8 to □ 6 mm

 square

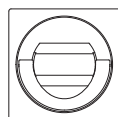
578 CP 00Q

578CP00Q



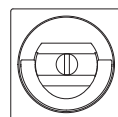
42-46

SPESORE PORTA
DOOR THICKNESS



44

53



44

53



19

29

2

2

12,1

12,1



118

SCORREVOLI
SLIDING DOOR

□ 6/8 S1 ✂ G

578KF00Q

KIT

Finiture *Finishes*



578KS00Q

KIT



OSC
Satinato Cromato
Satin Chrome



OC
Cromato
Chrome

Info tecnica serratura 026SR pag. 692
Technical info 026SR page 692



Ferro quadro
Square iron



Foratura porta
Door drilling



Sistema di montaggio
Mounting system

Con riduzione per serratura da □ 8 a □ 6 mm - With sleeve from □ 8 to □ 6 mm



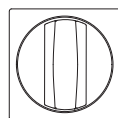
873 CP 00Q

873CP00Q

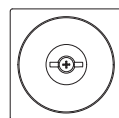


40-45

SPESORE PORTA
DOOR THICKNESS



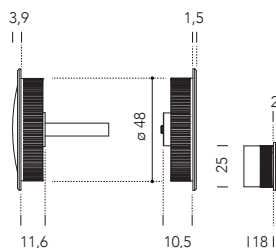
44 | 53



44 | 53



19 | 29



8 S1 T

873KF00Q

KIT

Finiture *Finishes*



873KS00Q

KIT




-  **ZSC**
Satinato Cromato
Satin Chrome
-  **ZCR**
Cromato
Chrome

Info tecnica serratura 026SR pag. 692
Technical info 026SR page 692

 TeknoMetal

 **Ferro quadro**
Square iron

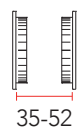
 **Foratura porta**
Door drilling

 **Sistema di montaggio**
Mounting system

 square

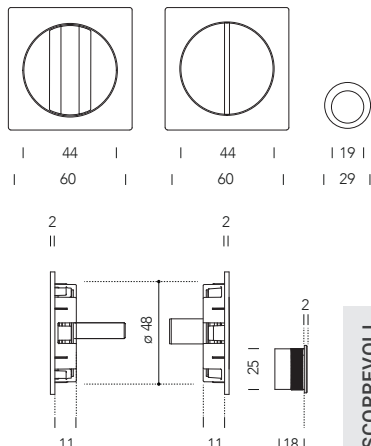
R60 CP 00Q

R60CP00Q



SPESORE PORTA
DOOR THICKNESS

35-52



8 S1 R

SCORREVOLI
SLIDING DOOR

R60KF00Q

KIT **Finiture** *Finishes*



R60KS00Q

KIT



- SNV**
Satinato nichelato verniciato
Satin nickel plated varnished
- PVD INOX**
PVD Inox Satinato
PVD Satin Inox
- ZSC**
Satinato Cromato
Satin Chrome
- ZCR**
Cromato
Chrome
- PSB**
PVD Satin Black
PVD Satin Black
- NR**
Nero opaco RAL 9005
Matt black RAL 9005

Info tecnica serratura 026SR pag. 692
Technical info 026SR page 692

TeknoMetal

Ferro quadro
Square Iron

Foratura porta
Door drilling

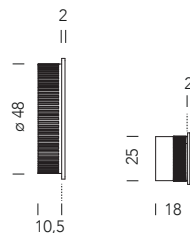
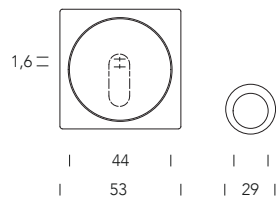
Sistema di montaggio
Mounting system

PVD
ULTRA FINISH



Q24 PI 001

Q24PI001







 **S15**  **S**

Q24KF001

KIT

Finiture *Finishes*



-  **ZSC**
Satinato Cromato
Satin Chrome
-  **ZCR**
Cromato
Chrome
-  **SNV**
Satinato nichelato verniciato
Satin nickel plated varnished
-  **NR**
Nero opaco RAL 9005
Matt black RAL 9005

 TeknoMetal

 Foratura porta
Door drilling

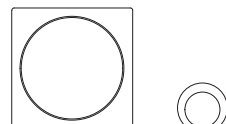
 Sistema di montaggio
Mounting system

Abbinabile alla serratura 17SR - *Suitable for 17SR lock*

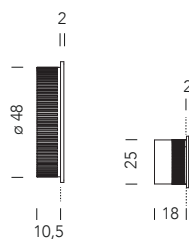
 square

Q24 PI 002

Q24PI002



| 44 | | 19 |
| 53 | | 29 |







S15 **S**


SCORREVOLI
SLIDING DOOR

Q24KF002


KIT **Finiture Finishes**



-  **ZSC**
Satinato Cromato
Satin Chrome
-  **ZCR**
Cromato
Chrome
-  **SNV**
Satinato nichelato verniciato
Satin nickel plated varnished
-  **NR**
Nero opaco RAL 9005
Matt black RAL 9005

 TeknoMetal

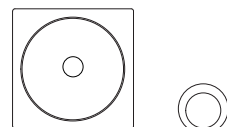
 Foratura porta
Door drilling

 Sistema di montaggio
Mounting system

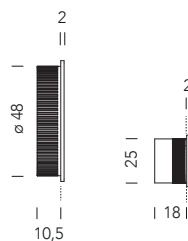


Q24 PI 027

Q24PI027



| 44 | | 19 |
| 53 | | 29 |



 **S1**  **S**

Finiture Finishes

Q24KS027



Info tecnica serratura 027SR pag. 692
Technical info 027SR page 692

- ZSC**
Satinato Cromato
Satin Chrome
- ZCR**
Cromato
Chrome
- SNV**
Satinato nichelato verniciato
Satin nickel plated varnished
- NR**
Nero opaco RAL 9005
Matt black RAL 9005

 TeknoMetal

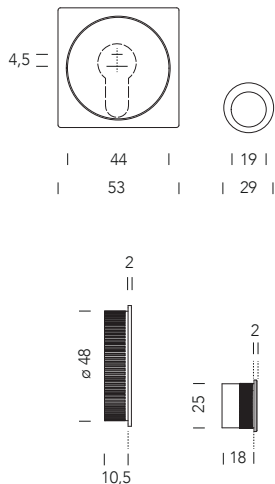
 Foratura porta
Door drilling

 Sistema di montaggio
Mounting system

 square

Q24 PI 028

Q24PI028



SCORREVOLI
SLIDING DOOR

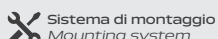
Finiture *Finishes*

Q24KS028



- ZSC**
Satinato Cromato
Satin Chrome
- ZCR**
Cromato
Chrome
- SNV**
Satinato nichelato verniciato
Satin nickel plated varnished
- NR**
Nero opaco RAL 9005
Matt black RAL 9005

Info tecnica serratura 028SR pag. 692
Technical info 028SR page 692

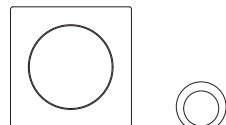


Q24PI028 abbinabile solo alla serratura 028SR - *Q24PI028 suitable for 028SR lock only*

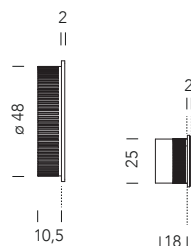


Q28 PI

Q28PI002



| 34 | | 19 |
| 53 | | 29 |





 **S15**  **S**

Q28KF002

KIT


Finiture *Finishes*



-  **OSC**
Satinato Cromato
Satin Chrome
-  **OC**
Cromato
Chrome

 **Ottone**
Brass

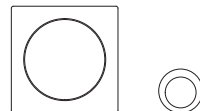
 **Foratura porta**
Door drilling

 **Sistema di montaggio**
Mounting system

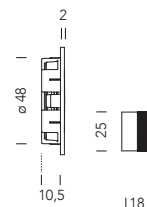
 **square**

Q60 PI 002

Q60PI002



| 41 | | 19 |
| 60 | | 29 |










 **S15**  **R**

SCORREVOLI
SLIDING DOOR

Q60KF002


KIT **Finiture Finishes**



-  **ZSC**
Satinato Cromato
Satin Chrome
-  **ZCR**
Cromato
Chrome
-  **SNV**
Satinato nichelato verniciato
Satin nickel plated varnished
-  **PVD INOX**
PVD Inox Satinato 
PVD Satin Inox
-  **PSB**
PVD Satin Black 
PVD Satin Black
-  **NR**
Nero opaco RAL 9005
Matt black RAL 9005

 TeknoMetal

 Foratura porta
Door drilling

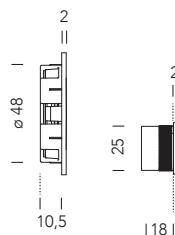
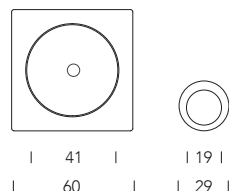
 Sistema di montaggio
Mounting system

 PVD
ULTRA FINISH



Q60 PI 027

Q60PI027











 **S1**  **R**

Finiture Finishes

Q60KS027



KIT


-  **ZSC**
Satinato Cromato
Satin Chrome
-  **ZCR**
Cromato
Chrome
-  **SNV**
Satinato nichelato verniciato
Satin nickel plated varnished
-  **PVD INOX**
PVD Inox Satinato
PVD Satin Inox 
-  **PSB**
PVD Satin Black
PVD Satin Black 
-  **NR**
Nero opaco RAL 9005
Matt black RAL 9005

Info tecnica serratura 027SR pag. 692
Technical info 027SR page 692

 TeknoMetal

 Foratura porta
Door drilling

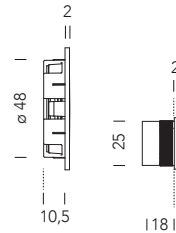
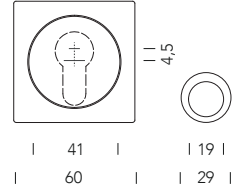
 Sistema di montaggio
Mounting system

 PVD
ULTRA FINISH

 square

Q60 PI 028

Q60PI028



 **S1**  **R**









SCORREVOLI
SLIDING DOOR

Finiture Finishes

Q60KS028




KIT

-  **ZSC**
Satinato Cromato
Satin Chrome
-  **ZCR**
Cromato
Chrome
-  **SNV**
Satinato nichelato verniciato
Satin nickel plated varnished
-  **PVD INOX**
PVD Inox Satinato
PVD Satin Inox 
-  **PSB**
PVD Satin Black
PVD Satin Black 
-  **NR**
Nero opaco RAL 9005
Matt black RAL 9005

Info tecnica serratura 028SR pag. 692
Technical info 028SR page 692

 TeknoMetal

 Foratura porta
Door drilling

 Sistema di montaggio
Mounting system

 PVD
ULTRA FINISH

Q60PI028 abbinabile solo alla serratura 028SR - Q60PI028 suitable for 028SR lock only





Rettangolare *Rectangular*

Placche incasso per porte scorrevoli / Linea rettangolare
Sliding door plates / Rectangular line


Placche rettangolari con nottolino ed incontro

WC turn and release on rectangular plate



914CP

pag. 436



952CP00Q

pag. 437



954CP

pag. 438

Placche rettangolari cieche, con foro yale, foro chiave e foro chiave tondo

Rectangular plate blind, with europrofile cylinder (yale), key hole and round key hole



252PI

pag. 439



252PI028

pag. 442



Q35PI027

pag. 445



252PI002

pag. 440



Q35PI001

pag. 443



Q35PI028

pag. 446



252PI027

pag. 441



Q35PI002

pag. 444

MANIGLIE
HANDLES

MANIGLIONI
PULL HANDLE

BATTENTI
DOOR KNOCKER

POMOLI
KNOBS

SCORREVOLI
SLIDING DOOR

MAN. ALZANTI
PULL HAND FOR SLIDING DOORS

SICUREZZA
SAFETY

COMPLEMENTI
COMPLEMENTS

INFO TECNICHE
TECHNICAL INFO

FINITURE
FINISHES

ESPOSITORI
DISPLAY



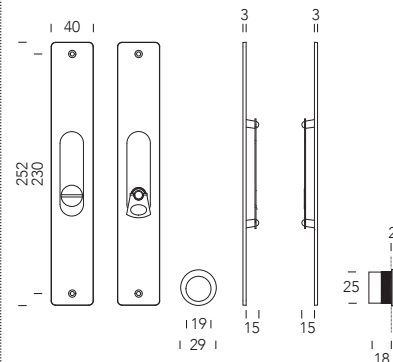
914 CP

914CP



SPESORE PORTA
DOOR THICKNESS

40-50



☐ 6/8 S2 ✂ P

914KF



KIT **Finiture** *Finishes*

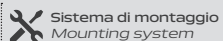
914KS



KIT

- LV**
Lucido verniciato
Polished varnished
- OC**
Cromato
Chrome
- OSC**
Satinato Cromato
Satin Chrome
- BG**
Bronzato Graffiato
Scratched Bronze

Info tecnica serratura 026SR pag. 692
Technical info 026SR page 692



Con riduzione per serratura da ☐ 8 a ☐ 6 mm - *With sleeve from ☐ 8 to ☐ 6 mm*

rectangular

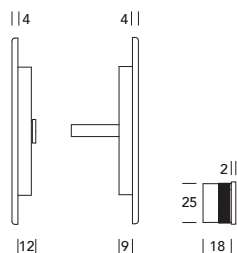
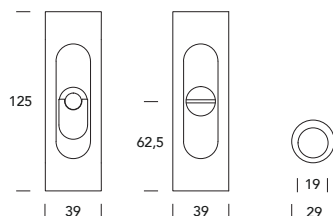
952 CP

952CP00Q



SPESORE PORTA
DOOR THICKNESS

40-45



8 S4 P

SCOREVOLI
SLIDING DOOR

952KF00Q



KIT **Finiture** *Finishes*

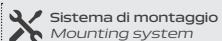
952KS00Q



KIT

- OSC**
Satinato Cromato
Satin Chrome
- OC**
Cromato
Chrome
- SNV**
Satinato nichelato verniciato
Satin nickel plated varnished

Info tecnica serratura 026SR pag. 692
Technical info 026SR page 692



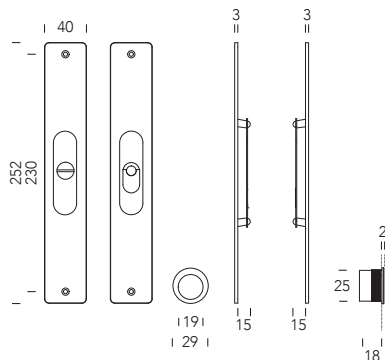
954 CP

954CP



SPESORE PORTA
DOOR THICKNESS

40-50



8 S5 P

954KF



KIT **Finiture** *Finishes*

954KS



KIT

- OC**
Cromato
Chrome
- LV**
Lucido verniciato
Polished varnished
- OSC**
Satinato Cromato
Satin Chrome
- BG**
Bronzato Graffiato
Scratched Bronzed

Info tecnica serratura 026SR pag. 692
Technical info 026SR page 692



Ferro quadro
Square iron

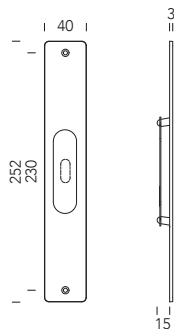
Foratura porta
Door drilling

Sistema di montaggio
Mounting system

rectangular

252 PI

252PI001



 **S16**  **V**


SCORREVOLI
SLIDING DOOR

Finiture *Finishes*

-  **OC**
Cromato
Chrome
-  **LV**
Lucido verniciato
Polished varnished
-  **OSC**
Satinato Cromato
Satin Chrome
-  **BG**
Bronzato Graffiato
Scratched Bronzed

 **Ottone
Brass**

 **Foratura porta**
Door drilling

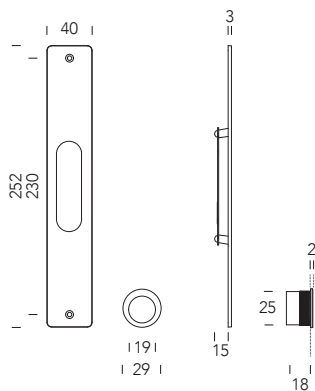
 **Sistema di montaggio**
Mounting system

Abbinabile alla serratura 17SR - *Suitable for 17SR lock*



252 PI 002

954PI002



 **S16**  **V**

252KF002




KIT **Finiture** *Finishes*

-  **OSC**
Satinato Cromato
Satin Chrome
-  **OC**
Cromato
Chrome
-  **LV**
Lucido verniciato
Polished varnished
-  **BG**
Bronzato Graffiato
Scratched Bronzed

 **Ottone**
Brass

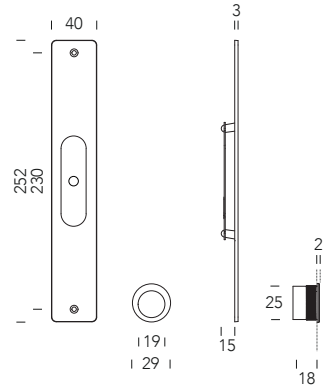
 **Foratura porta**
Door drilling

 **Sistema di montaggio**
Mounting system

 **rectangular**

252 PI 027

252PI027



S5 V

SCORREVOLI
SLIDING DOOR

Finiture Finishes

252KS027



KIT

- OSC**
Satinato Cromato
Satin Chrome
- OC**
Cromato
Chrome
- LV**
Lucido verniciato
Polished varnished
- BG**
Bronzato Graffiato
Scratched Bronzed

Info tecnica serratura 027SR pag. 692
Technical info 027SR page 692



Foratura porta
Door drilling

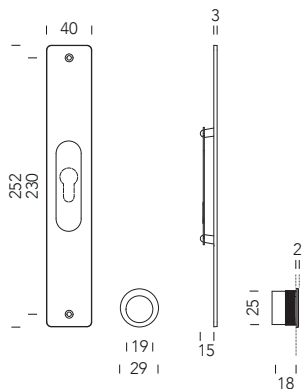


Sistema di montaggio
Mounting system



252 PI 028

252PI028



S5 V

Finiture Finishes

252KS028



KIT

- OSC**
Satinato Cromato
Satin Chrome
- OC**
Cromato
Chrome
- LV**
Lucido verniciato
Polished varnished
- BG**
Bronzato Graffiato
Scratched Bronzed

Info tecnica serratura 028SR pag. 692
Technical info 028SR page 692

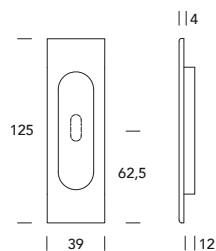


252PI028 abbinabile solo alla serratura 028SR - 252PI028 suitable for 028SR lock only

rectangular

Q35 PI 001

Q35PI001



 **S17**  **V**

SCORREVOLI
SLIDING DOOR

Finiture *Finishes*

-  **OSC**
Satinato Cromato
Satin Chrome
-  **OC**
Cromato
Chrome
-  **INOX sat.**
Acciaio Inox
Stainless steel



Ottone
Brass



Foratura porta
Door drilling



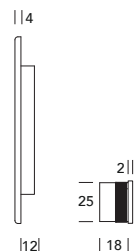
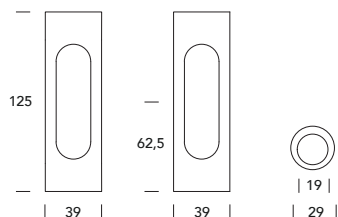
Sistema di montaggio
Mounting system

Abbinabile alla serratura 17SR - *Suitable for 17SR lock*



Q35 PI 002

Q35PI002



 **S17**  **V**

Q35KF002



KIT **Finiture** *Finishes*

-  **OC**
Cromato
Chrome
-  **OSC**
Satinato Cromato
Satin Chrome
-  **INOX sat.**
Acciaio Inox
Stainless steel



Foratura porta
Door drilling


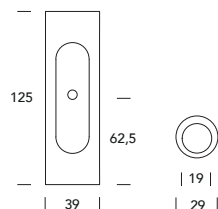


Sistema di montaggio
Mounting system

 **rectangular**

Q35 PI 027

Q35PI027



 **S4**  **V**

SCORREVOLI
SLIDING DOOR

Finiture *Finishes*

Q35KS027



KIT

-  **OSC**
Satinato Cromato
Satin Chrome
-  **OC**
Cromato
Chrome
-  **INOX sat.**
Acciaio Inox
Stainless steel

Info tecnica serratura 027SR pag. 692
Technical info 027SR page 692



Foratura porta
Door drilling

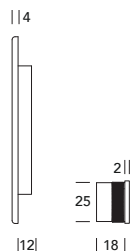
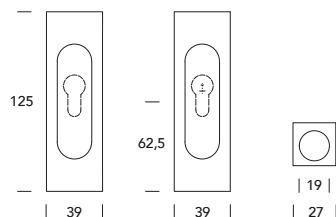


Sistema di montaggio
Mounting system



Q35 PI 028

Q35PI028



 **S4**  **V**

Finiture Finishes

Q35KS028



KIT

-  **OC**
Cromato
Chrome
-  **OSC**
Satinato Cromato
Satin Chrome
-  **INOX sat.**
Acciaio Inox
Stainless steel

Info tecnica serratura 028SR pag. 692
Technical info 028SR page 692



Q35PI028 abbinabile solo alla serratura 028SR - Q35PI028 suitable for 028SR lock only

 rectangular





Tonda Round

Placche incasso per porte scorrevoli / Linea tonda Sliding door plates / Round line

Placche tonde con nottolino ed incontro

WC turn and release on round plate



508CP pag. 450



573CP pag. 454



577CP pag. 458



R60CP pag. 462-463



508CP00F pag. 451



573CP00F pag. 455



578CP pag. 459



519CP pag. 452



574CP pag. 456



808CP pag. 460



540CP pag. 453



575CP pag. 457



873CP pag. 461

Placche tonde cieche, con foro yale, foro chiave e foro chiave tondo

Round plate blind, with europrofile cylinder (yale), key hole and round key hole



524PI001 pag. 464-465



524PI028 pag. 470-471



529PI027 pag. 474



T60PI002 pag. 477-478



524PI002 pag. 466-467



529PI001 pag. 472



808PI001 pag. 475



T60PI027 pag. 479-480



524PI027 pag. 468-469



529PI002 pag. 473



808PI002 pag. 476



T60PI028 pag. 481-482

MANIGLIE
HANDLES

MANIGLIONI
PULL HANDLE

BATTENTI
DOOR KNOCKER

POMOLI
KNOBS

SCORREVOLI
SLIDING DOOR

MAN. ALZANTI
PULL HAND FOR SLIDING DOORS

SICUREZZA
SAFETY

COMPLEMENTI
COMPLEMENTS

INFO TECNICHE
TECHNICAL INFO

FINITURE
FINISHES

ESPOSITORI
DISPLAY



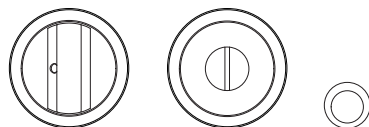
508 CP

508CP

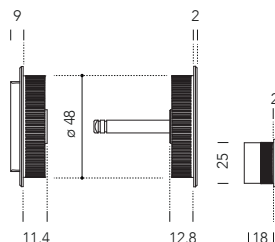


40-45

SPESORE PORTA
DOOR THICKNESS



44 | 44 | 19 |
57 | 57 | 29 |







6/8 S1 G

508KF



KIT **Finiture Finishes**

-  **AGV**
Argento vecchio
Old silver 
-  **AN**
Antico
Antique 
-  **BG**
Bronzato Graffiato
Scratched Bronzed
-  **BGO**
Bronzato Graff.opaco
Matt Scratch. Bronzed 
-  **VBN**
Rustico
Rustic
-  **LV**
Lucido verniciato
Polished varnished
-  **OC**
Cromato
Chrome
-  **OSC**
Satinato Cromato
Satin Chrome
-  **NR**
Nero opaco RAL 9005
Matt black RAL 9005
-  **RX**
Ruggine
Oxid 

508KS



KIT

Info tecnica serratura 026SR pag. 692
Technical info 026SR page 692



Con riduzione per serratura da 8 a 6 mm - With sleeve from 8 to 6 mm

 round

508 CP 00F

508CP00F

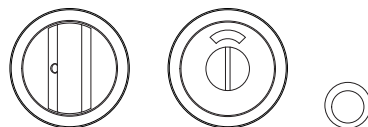


□ 6/8 S1 ✕ G

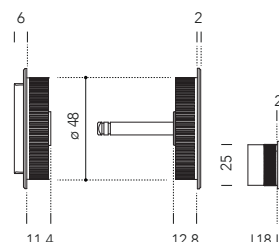


SPESSORE PORTA
DOOR THICKNESS

40-45



| 44 | | 44 | | 19 |
| 53 | | 53 | | 29 |



SCORREVOLI
SLIDING DOOR

508KF00F

KIT **Finiture** *Finishes*



508KS00F


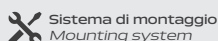
KIT



- OSC**
Satinato Cromato
Satin Chrome
- OC**
Cromato
Chrome
- NR**
Nero opaco RAL 9005
Matt black RAL 9005
- LV**
Lucido verniciato
Polished varnished
- BG**
Bronzato Graffiato
Scratched Bronze
- AN**
Antico
Antique
- AGV**
Argento vecchio
Old silver



Info tecnica serratura 026SR pag. 692
Technical info 026SR page 692

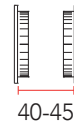



Con riduzione per serratura da □ 8 a □ 6 mm - With sleeve from □ 8 to □ 6 mm



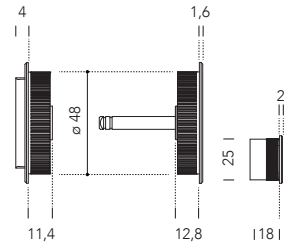
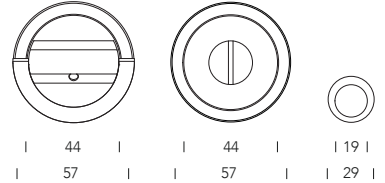
519 CP

519CP



SPESORE PORTA
DOOR THICKNESS

40-45




☒ 6/8 S1 ✂ G

519KF


KIT

Finiture *Finishes*



519KS

KIT



- OSC**
Satinato Cromato
Satin Chrome
- OC**
Cromato
Chrome
- LV**
Lucido verniciato
Polished varnished
- BG**
Bronzato Graffiato
Scratched Bronzed
- AN**
Antico
Antique
- AGV**
Argento vecchio
Old silver



Info tecnica serratura 026SR pag. 692
Technical info 026SR page 692

Ottone
Brass

☒ **Ferro quadro**
Square iron

Foratura porta
Door drilling

✂ **Sistema di montaggio**
Mounting system

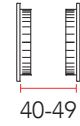
ANTIGERM™

Con riduzione per serratura da ☒ 8 a ☒ 6 mm - *With sleeve from ☒ 8 to ☒ 6 mm*

round

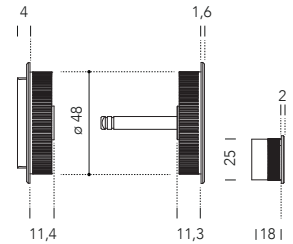
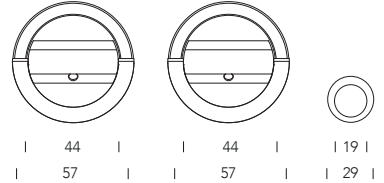
540 CP

540CP



SPESSORE PORTA
DOOR THICKNESS

40-49



□ 6/8 SI D

SCORREVOLI
SLIDING DOOR

540KF

KIT **Finiture** *Finishes*



540KS

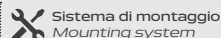
KIT



- OSC**
Satinato Cromato
Satin Chrome
- OC**
Cromato
Chrome
- LV**
Lucido verniciato
Polished varnished
- BG**
Bronzato Graffiato
Scratched Bronzed
- AN**
Antico
Antique
- AGV**
Argento vecchio
Old silver



Info tecnica serratura 026SR pag. 692
Technical info 026SR page 692

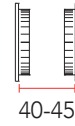


Con riduzione per serratura da □ 8 a □ 6 mm - With sleeve from □ 8 to □ 6 mm



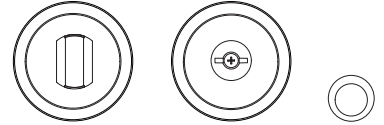
573 CP

573CP

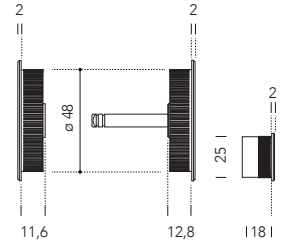


SPESORE PORTA
DOOR THICKNESS

40-45



44 | 44 | 19 |
57 | 57 | 29 |



□ 6/8 S1 ✕ T

573KF

KIT

Finiture *Finishes*



573KS

KIT



- LV**
Lucido verniciato
Polished varnished
- BG**
Bronzato Graffiato
Scratched Bronzed
- AN**
Antico
Antique
- AGV**
Argento vecchio
Old silver
- OC**
Cromato
Chrome
- OSC**
Satinato Cromato
Satin Chrome



Info tecnica serratura 026SR pag. 692
Technical info 026SR page 692



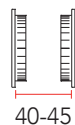
ANTIGERM™

Con riduzione per serratura da □ 8 a □ 6 mm - *With sleeve from □ 8 to □ 6 mm*



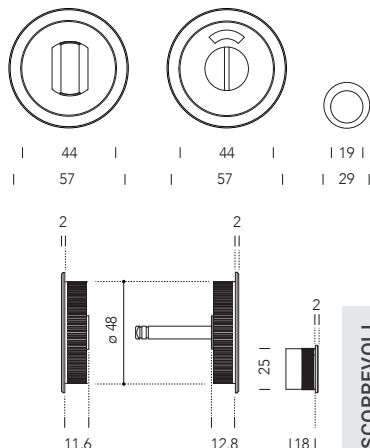
573 CP OOF

573CP00F



SPESORE PORTA
DOOR THICKNESS

40-45



□ 6/8 SI ✕ G

SCORREVOLI
SLIDING DOOR

573KF00F

KIT **Finiture** *Finishes*



573KS00F

KIT



- LV**
Lucido verniciato
Polished varnished
- OC**
Cromato
Chrome
- OSC**
Satinato Cromato
Satin Chrome

Info tecnica serratura 026SR pag. 692
Technical info 026SR page 692

Ottone
Brass

Ferro quadro
Square iron

Foratura porta
Door drilling

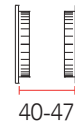
Sistema di montaggio
Mounting system

Con riduzione per serratura da □ 8 a □ 6 mm - With sleeve from □ 8 to □ 6 mm



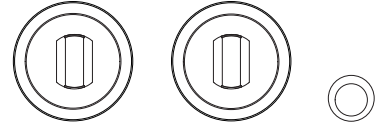
574 CP

574CP

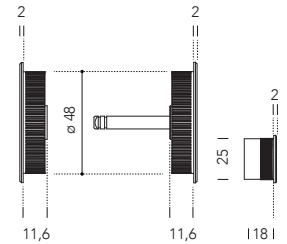


SPESORE PORTA
DOOR THICKNESS

40-47



| 44 | | 44 | | 19 |
| 57 | | 57 | | 29 |



☐ 6/8 S1 ✂ D

574KF

KIT **Finiture** *Finishes*



574KS

KIT



- LV**
Lucido verniciato
Polished varnished
- OC**
Cromato
Chrome
- OSC**
Satinato Cromato
Satin Chrome

Info tecnica serratura 026SR pag. 692
Technical info 026SR page 692

Ottone
Brass

Ferro quadro
Square iron

Foratura porta
Door drilling

Sistema di montaggio
Mounting system

Con riduzione per serratura da ☐ 8 a ☐ 6 mm - *With sleeve from ☐ 8 to ☐ 6 mm*

round

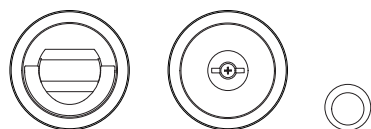
575 CP

575CP

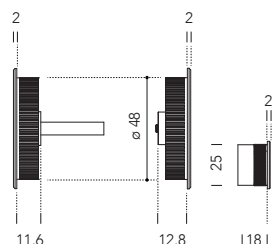


40-45

SPESORE PORTA
DOOR THICKNESS



| 44 | | 44 | | 19 |
| 57 | | 57 | | 29 |



□ 6/8 S1 ✕ T

SCORREVOLI
SLIDING DOOR

575KF

KIT **Finiture** *Finishes*



575KS

KIT



- LV**
Lucido verniciato
Polished varnished
- OC**
Cromato
Chrome
- OSC**
Satinato Cromato
Satin Chrome
- AN**
Antico
Antique
- AGV**
Argento vecchio
Old silver



Info tecnica serratura 026SR pag. 692
Technical info 026SR page 692



Ferro quadro
Square iron

Foratura porta
Door drilling

Sistema di montaggio
Mounting system

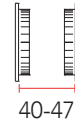
ANTIGERM™

Con riduzione per serratura da □ 8 a □ 6 mm - *With sleeve from □ 8 to □ 6 mm*



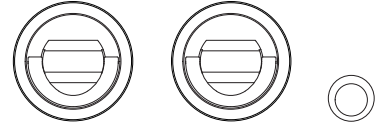
577 CP

577CP

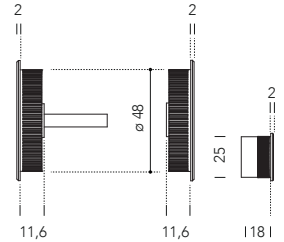


SPESORE PORTA
DOOR THICKNESS

40-47



| 44 | | 44 | | 19 |
| 57 | | 57 | | 29 |



□ 6/8 | S1 | ✂ D

577KF

KIT

Finiture *Finishes*



577KS

KIT



- LV**
Lucido verniciato
Polished varnished
- OC**
Cromato
Chrome
- OSC**
Satinato Cromato
Satin Chrome
- AN**
Antico
Antique
- AGV**
Argento vecchio
Old silver



Info tecnica serratura 026SR pag. 692
Technical info 026SR page 692



ANTIGERM™

Con riduzione per serratura da □ 8 a □ 6 mm - *With sleeve from □ 8 to □ 6 mm*



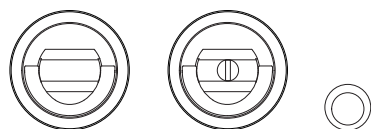
578 CP

578CP

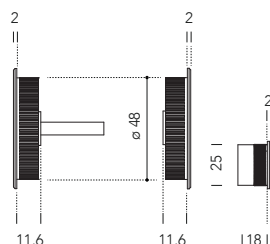


SPESORE PORTA
DOOR THICKNESS

42-46



| 44 | | 44 | | 19 |
| 57 | | 57 | | 29 |



SCORREVOLI
SLIDING DOOR

□ 6/8 S1 ✕ G

578KF

KIT **Finiture** *Finishes*



578KS

KIT



- LV**
Lucido verniciato
Polished varnished
- OC**
Cromato
Chrome
- OSC**
Satinato Cromato
Satin Chrome

Info tecnica serratura 026SR pag. 692
Technical info 026SR page 692

Ottone
Brass

Ferro quadro
Square iron

Foratura porta
Door drilling

Sistema di montaggio
Mounting system

Con riduzione per serratura da □ 8 a □ 6 mm - *With sleeve from □ 8 to □ 6 mm*



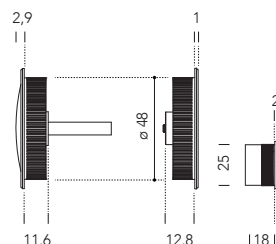
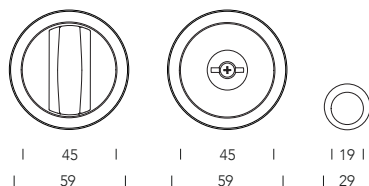
808 CP

808CP



41-46

SPESORE PORTA
DOOR THICKNESS



☐ 8 S1 ✂ T

808KF

KIT **Finiture** *Finishes*



808KS

KIT



-  **ZSC**
Satinato Cromato
Satin Chrome
-  **ZLV**
Lucido verniciato
Polished varnished

 TeknoMetal

 Ferro quadro
Square iron

 Foratura porta
Door drilling

 Sistema di montaggio
Mounting system

808KS con serratura 16SR - 808KS with 16SR lock

 round

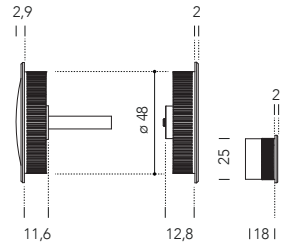
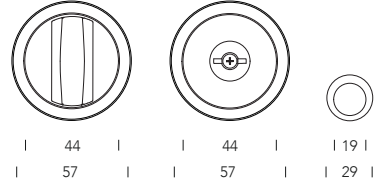
873 CP

873CP



SPESORE PORTA
DOOR THICKNESS

40-45



SCORREVOLI
SLIDING DOOR

☐ 8 S1 ✕ T

873KF

KIT **Finiture** *Finishes*



873KS

KIT



- ZLV**
Lucido verniciato
Polished varnished
- ZSC**
Satinato Cromato
Satin Chrome
- ZBG**
Bronzato Graffiato
Scratched Bronze

Info tecnica serratura 026SR pag. 692
Technical info 026SR page 692

TeknoMetal

Ferro quadro
Square iron

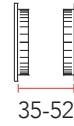
Foratura porta
Door drilling

Sistema di montaggio
Mounting system



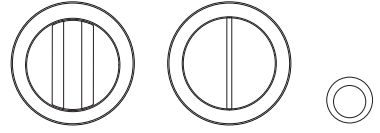
R60 CP

R60CP

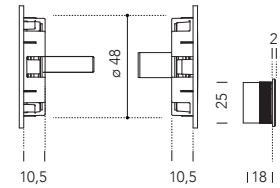


SPESORE PORTA
DOOR THICKNESS

35-52



41	41	19
60	60	29
2	2	



8 S1 R

R60KF

KIT **Finiture Finishes**



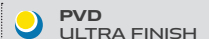
R60KS

KIT



- ZCR**
Cromato
Chrome
- ZSC**
Satinato Cromato
Satin Chrome
- SNV**
Satinato nichelato verniciato
Satin nickel plated varnished
- PVD INOX**
PVD Inox Satinato
PVD Satin Inox
- PSB**
PVD Satin Black
PVD Satin Black
- NR**
Nero opaco RAL 9005
Matt black RAL 9005

Info tecnica serratura 026SR pag. 692
Technical info 026SR page 692



● round

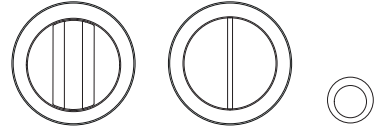
R60 CP

R60CP

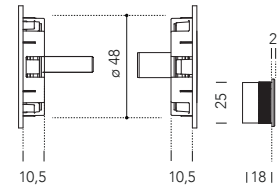


SPESSORE PORTA
DOOR THICKNESS

35-52



41	41	19
60	60	29
2	2	



SCORREVOLI
SLIDING DOOR

8 S1 R

R60KF



KIT **Finiture** *Finishes*

R60KS



KIT

- AGV**
Argento vecchio
Old silver
- AN**
Antico
Antique
- BGO**
Bronzato Graff.opaco
Matt Scratch. Bronzed
- GR**
Grey retrò
Grey retrò
- ZR**
Rustico
Rustic
- ZLV**
Lucido verniciato
Polished varnished

Info tecnica serratura 026SR pag. 692
Technical info 026SR page 692

TeknoMetal

Ferro quadro
Square Iron

Foratura porta
Door drilling

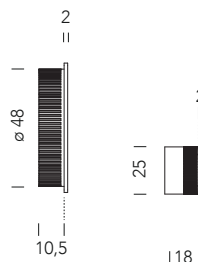
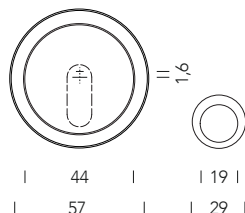
Sistema di montaggio
Mounting system

ANTIGERM™



524 PI 001

524PI001







 **S15**  **S**

524KF001

KIT **Finiture** *Finishes*




-  **ZSC**
Satinato Cromato*
*Satin Chrome**
-  **ZCR**
Cromato*
*Chrome**
-  **SNV**
Satinato nichelato verniciato
Satin nickel plated varnished
-  **NR**
Nero opaco RAL 9005
Matt black RAL 9005

*Materiale TeknoMetal - *TeknoMetal material*

 **Ottone**
Brass

 **Foratura porta**
Door drilling

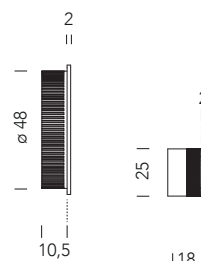
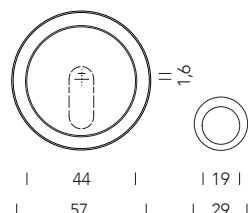
 **Sistema di montaggio**
Mounting system

Abbinabile alla serratura 17SR - *Suitable for 17SR lock*

 **round**

524 PI 001

524PI001



 **S15**  **S**


SCORREVOLI
SLIDING DOOR

524KF001


KIT **Finiture** *Finishes*




-  **AN**
Antico
Antique 
-  **AGV**
Argento vecchio
Old silver 
-  **RX**
Ruggine
Oxid 
-  **BGO**
Bronzato Graff.opaco
Matt Scratch. Bronzed 
-  **BG**
Bronzato Graffiato
Scratched Bronzed
-  **VBN**
Rustico
Rustic
-  **LV**
Lucido verniciato
Polished varnished

 **Ottone**
Brass

 **Foratura porta**
Door drilling

 **Sistema di montaggio**
Mounting system

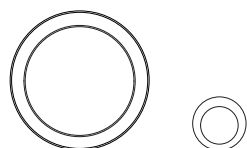
 **ANTIGERM™**

Abbinabile alla serratura 17SR - *Suitable for 17SR lock*

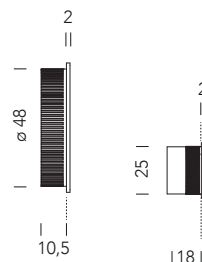


524 PI 002

524PI002



| 44 | | 19 |
| 57 | | 29 |







 **S15**  **S**

524KF002

KIT **Finiture Finishes**



-  **ZSC**
Satinato Cromato*
Satin Chrome*
-  **ZCR**
Cromato*
Chrome*
-  **SNV**
Satinato nichelato verniciato
Satin nickel plated varnished
-  **NR**
Nero opaco RAL 9005
Matt black RAL 9005

 **Ottone
Brass**

 **Foratura porta
Door drilling**

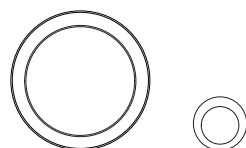
 **Sistema di montaggio
Mounting system**

*Materiale TeknoMetal - TeknoMetal material

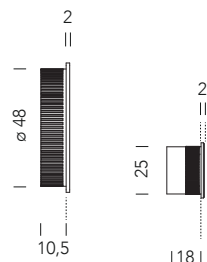
 **round**

524 PI 002

524PI002



| 44 | | 19 |
| 57 | | 29 |



 **S15**  **S**

SCORREVOLI
SLIDING DOOR

524KF002

KIT **Finiture** *Finishes*




-  **AN**
Antico
Antique 
-  **AGV**
Argento vecchio
Old silver 
-  **RX**
Ruggine
Oxid 
-  **BGO**
Bronzato Graff.opaco
Matt Scratch. Bronzed 
-  **BG**
Bronzato Graffiato
Scratched Bronzed
-  **VBN**
Rustico
Rustic
-  **LV**
Lucido verniciato
Polished varnished

 **Ottone**
Brass

 **Foratura porta**
Door drilling

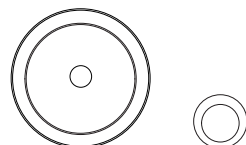
 **Sistema di montaggio**
Mounting system

 **ANTIGERM™**

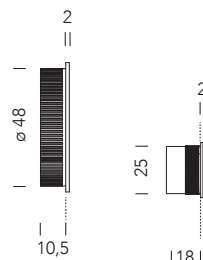


524 PI 027

524PI027



| 44 | | 19 |
| 57 | | 29 |







 **S1**  **S**

Finiture Finishes

524KS027

KIT



-  **ZSC**
Satinato Cromato*
Satin Chrome*
-  **ZCR**
Cromato*
Chrome*
-  **SNV**
Satinato nichelato verniciato
Satin nickel plated varnished
-  **NR**
Nero opaco RAL 9005
Matt black RAL 9005

Info tecnica serratura 027SR pag. 692
Technical info 027SR page 692

 **Ottone
Brass**

 **Foratura porta
Door drilling**

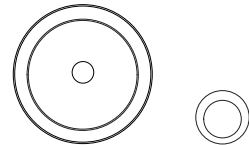
 **Sistema di montaggio
Mounting system**

*Materiale TeknoMetal - TeknoMetal material

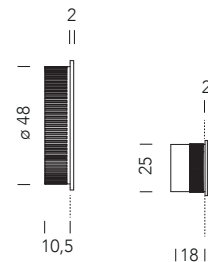
 **round**

524 PI 027

524PI027



| 44 | | 19 |
| 57 | | 29 |



 **S1**  **S**

SCORREVOLI
SLIDING DOOR

Finiture *Finishes*

524KS027

KIT



-  **AN**
Antico
Antique 
-  **AGV**
Argento vecchio
Old silver 
-  **RX**
Ruggine
Oxid 
-  **BGO**
Bronzato Graff.opaco
Matt Scratch. Bronzed 
-  **BG**
Bronzato Graffiato
Scratched Bronzed
-  **VBN**
Rustico
Rustic
-  **LV**
Lucido verniciato
Polished varnished

Info tecnica serratura 027SR pag. 692
Technical info 027SR page 692

 **Ottone**
Brass

 **Foratura porta**
Door drilling

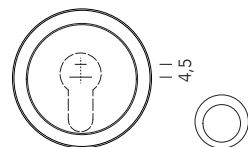
 **Sistema di montaggio**
Mounting system

 **ANTIGERM™**

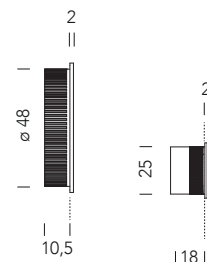


524 PI 028

524PI028



| 44 | | 19 |
| 57 | | 29 |







 **S1**  **S**

Finiture Finishes

524KS028

KIT



-  **ZSC**
Satinato Cromato*
Satin Chrome*
-  **ZCR**
Cromato*
Chrome*
-  **SNV**
Satinato nichelato verniciato
Satin nickel plated varnished
-  **NR**
Nero opaco RAL 9005
Matt black RAL 9005

Info tecnica serratura 028SR pag. 692
Technical info 028SR page 692

*Materiale TeknoMetal - TeknoMetal material

 **Ottone
Brass**

 **Foratura porta
Door drilling**

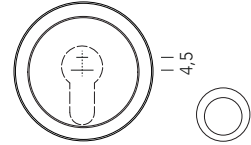
 **Sistema di montaggio
Mounting system**

524PI028 abbinabile solo alla serratura 028SR - 524PI028 suitable for 028SR lock only

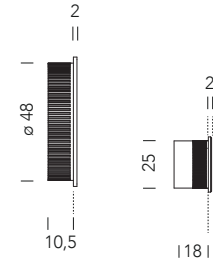
 **round**

524 PI 028

524PI028




| 44 | | 19 |
| 57 | | 29 |



SCORREVOLI
SLIDING DOOR

Finiture Finishes

524KS028



KIT

- AN**
Antico
Antique
- AGV**
Argento vecchio
Old silver
- RX**
Ruggine
Oxid
- BGO**
Bronzato Graff.opaco
Matt Scratch. Bronzed
- BG**
Bronzato Graffiato
Scratched Bronzed
- VBN**
Rustico
Rustic
- LV**
Lucido verniciato
Polished varnished

Info tecnica serratura 028SR pag. 692
Technical info 028SR page 692



Ottone
Brass



Foratura porta
Door drilling



Sistema di montaggio
Mounting system



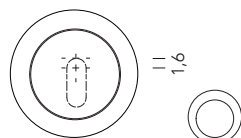
ANTIGERM™

524PI028 abbinabile solo alla serratura 028SR - 524PI028 suitable for 028SR lock only

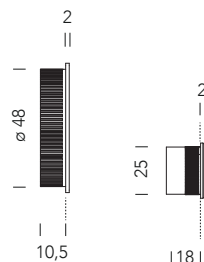


529 PI

529PI001



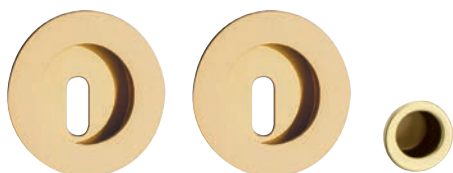
| 34 | | 19 |
| 57 | | 29 |



 **S15**  **S**

529KF001

KIT **Finiture Finishes**



LV
Lucido verniciato
Polished varnished

VBN
Rustico
Rustic

BG
Bronzato Graffiato
Scratched Bronze

AN
Antico
Antique



AGV
Argento vecchio
Old silver



ZSC
Satinato Cromato*
*Satin Chrome**

ZCR
Cromato*
*Chrome**

*Materiale TeknoMetal - TeknoMetal material



Ottone
Brass



Foratura porta
Door drilling



Sistema di montaggio
Mounting system



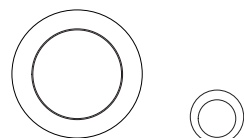
ANTIGERM™

Abbinabile alla serratura 17SR - *Suitable for 17SR lock*

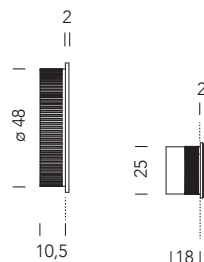
 **round**

529 PI 002

529PI002



| 34 | | 19 |
| 57 | | 29 |



S15 **S**

SCORREVOLI
SLIDING DOOR

529KF002

KIT **Finiture** *Finishes*



KIT

- LV**
Lucido verniciato
Polished varnished
- VBN**
Rustico
Rustic
- BG**
Bronzato Graffiato
Scratched Bronzed
- AN**
Antico
Antique
- AGV**
Argento vecchio
Old silver
- ZSC**
Satinato Cromato*
*Satin Chrome**
- ZCR**
Cromato*
*Chrome**

Ottone
Brass

Foratura porta
Door drilling

Sistema di montaggio
Mounting system

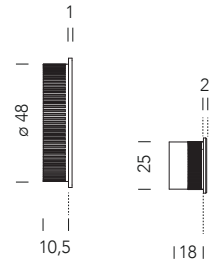
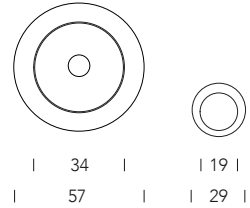
ANTIGERM™

*Materiale TeknoMetal - TeknoMetal material



529 PI

529PI027



 **S15**  **S**

Finiture Finishes

529KS027

KIT



-  **LV**
Lucido verniciato
Polished varnished
-  **VBN**
Rustico
Rustic
-  **BG**
Bronzato Graffiato
Scratched Bronzed
-  **AN**
Antico
Antique
-  **AGV**
Argento vecchio
Old silver
-  **ZSC**
Satinato Cromato*
*Satin Chrome**
-  **ZCR**
Cromato*
*Chrome**



Info tecnica serratura 027SR pag. 692
Technical info 027SR page 692

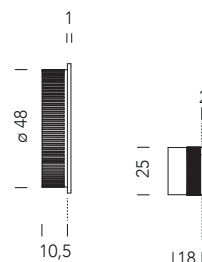
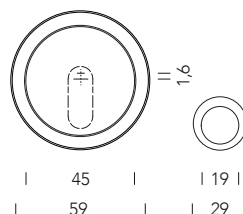


*Materiale TeknoMetal - TeknoMetal material

 round

808 PI 001

808PI001



SCORREVOLI
SLIDING DOOR


808KF001

KIT **Finiture** *Finishes*



808KS001


KIT



-  **ZLV**
Lucido verniciato
Polished varnished
-  **SC**
Satinato Cromato
Satin Chrome

 Alluminio
Aluminium

 Foratura porta
Door drilling

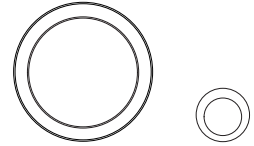
 Sistema di montaggio
Mounting system

KIT con serratura 17SR - KIT with lock 17SR

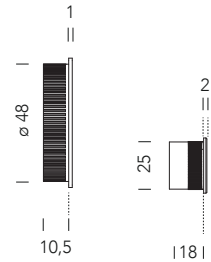


808 PI 002

808PI002



| 45 | | 19 |
| 59 | | 29 |



 **S15**  **S**

808KF002


KIT **Finiture** *Finishes*



-  **ZLV**
Lucido verniciato
Polished varnished
-  **SC**
Satinato Cromato
Satin Chrome

 **Alluminio**
Aluminium

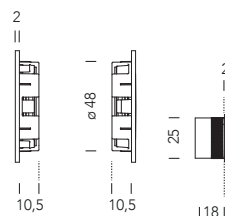
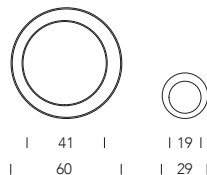
 **Foratura porta**
Door drilling

 **Sistema di montaggio**
Mounting system

 **round**

T60 PI 002

T60PI002



S15

SCORREVOLI
SLIDING DOOR

T60KF002

KIT **Finiture** *Finishes*



- OSC**
Satinato Cromato
Satin Chrome
- OC**
Cromato
Chrome
- SNV**
Satinato nichelato verniciato
Satin nickel plated varnished
- PVD INOX**
PVD Inox Satinato
PVD Satin Inox
- PSB**
PVD Satin Black
PVD Satin Black
- NR**
Nero opaco RAL 9005
Matt black RAL 9005

**Ottone
Brass**

Foratura porta
Door drilling

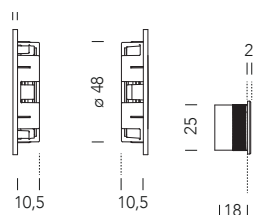
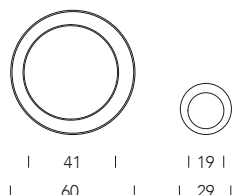
Sistema di montaggio
Mounting system

**PVD
ULTRA FINISH**



T60 PI 002

T60PI002



 **S15**  **R**

T60KF002


KIT **Finiture** *Finishes*




-  **AGV**
Argento vecchio
Old silver 
-  **AN**
Antico
Antique 
-  **BGO**
Bronzato Graff.opaco
Matt Scratch. Bronzed 
-  **GR**
Grey retrò
Grey retrò 
-  **VBN**
Rustico
Rustic
-  **LV**
Lucido verniciato
Polished varnished

 **Ottone**
Brass

 **Foratura porta**
Door drilling

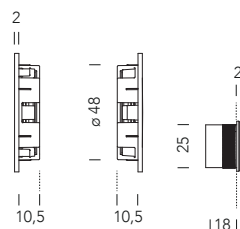
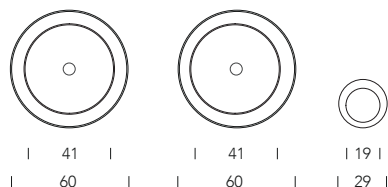
 **Sistema di montaggio**
Mounting system

 **ANTIGERM™**

 **round**

T60 PI 027

T60PI027



S1 R

SCORREVOLI
SLIDING DOOR

Finiture Finishes

T60KS027

KIT



- OSC**
Satinato Cromato
Satin Chrome
- OC**
Cromato
Chrome
- SNV**
Satinato nichelato verniciato
Satin nickel plated varnished
- PVD INOX**
PVD Inox Satinato
PVD Satin Inox
- PSB**
PVD Satin Black
PVD Satin Black
- NR**
Nero opaco RAL 9005
Matt black RAL 9005

Info tecnica serratura 027SR pag. 692
Technical info 027SR page 692



Foratura porta
Door drilling



Sistema di montaggio
Mounting system

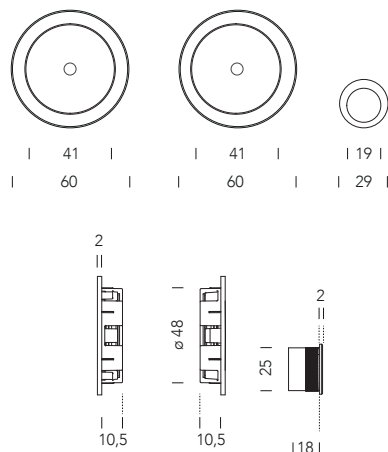


PVD
ULTRA FINISH



T60 PI 027

T60PI027



S1 **R**

KIT **Finiture** *Finishes*

T60KS027

KIT




-  **AGV**
Argento vecchio
Old silver 
-  **AN**
Antico
Antique 
-  **BGO**
Bronzato Graff.opaco
Matt Scratch, Bronzed 
-  **GR**
Grey retrò
Grey retrò 
-  **VBN**
Rustico
Rustic 
-  **LV**
Lucido verniciato
Polished varnished 

Info tecnica serratura 027SR pag. 692
Technical info 027SR page 692

 **Ottone**
Brass

 **Foratura porta**
Door drilling

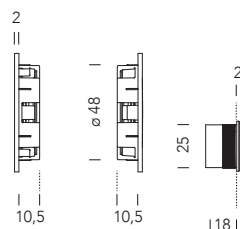
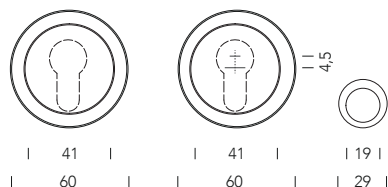
 **Sistema di montaggio**
Mounting system

 **ANTIGERM™**

 **round**

T60 PI 028

T60PI028



SCORREVOLI
SLIDING DOOR

KIT **Finiture** *Finishes*

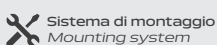
T60KS028

KIT



- OSC**
Satinato Cromato
Satin Chrome
- OC**
Cromato
Chrome
- SNV**
Satinato nichelato verniciato
Satin nickel plated varnished
- PVD INOX**
PVD Inox Satinato
PVD Satin Inox
- PSB**
PVD Satin Black
PVD Satin Black
- NR**
Nero opaco RAL 9005
Matt black RAL 9005

Info tecnica serratura 028SR pag. 692
Technical info 028SR page 692

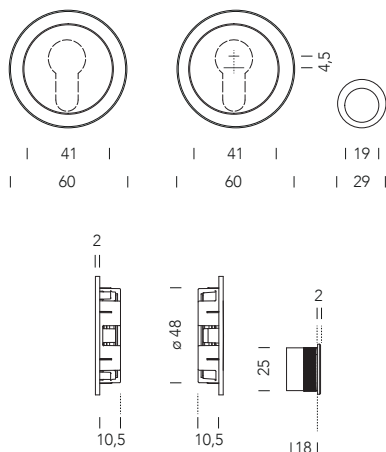


T60PI028 abbinabile solo alla serratura 028SR - *T60PI028 suitable for 028SR lock only*



T60 PI 028

T60PI028



 **S1**  **R**

KIT **Finiture Finishes**

T60KS028



KIT

-  **AGV**
Argento vecchio
Old silver
-  **AN**
Antico
Antique
-  **BGO**
Bronzato Graff.opaco
Matt Scratch. Bronzed
-  **GR**
Grey retrò
Grey retrò
-  **VBN**
Rustico
Rustic
-  **LV**
Lucido verniciato
Polished varnished

Info tecnica serratura 028SR pag. 692
Technical info 028SR page 692



Foratura porta
Door drilling



Sistema di montaggio
Mounting system



ANTIGERM™

T60PI028 abbinabile solo alla serratura 028SR - T60PI028 suitable for 028SR lock only

 round





Ovale *Oval*

Placche incasso per porte scorrevoli / Linea ovale

Sliding door plates / Oval line

Placche ovali con nottolino ed incontro

WC turn and release on oval plate



514CP

pag. 486



552CP

pag. 487

Placche ovali cieche, con foro yale, foro chiave e foro chiave tondo

Oval plate blind, with europrofile cylinder (yale), key hole and round key hole



520PI001

pag. 488



520PI027

pag. 491



535PI001

pag. 494



535PI028

pag. 497



520PI002

pag. 489



520PI028

pag. 492



535PI002

pag. 495



520PI0B1

pag. 490



521PI002

pag. 493



535PI027

pag. 496

MANIGLIE
HANDLES

MANIGLIONI
PULL HANDLE

BATTENTI
DOOR KNOCKER

POMOLI
KNOBS

SCORREVOLI
SLIDING DOOR

MAN. ALZANTI
PULL HAND FOR SLIDING DOORS

SICUREZZA
SAFETY

COMPLEMENTI
COMPLEMENTS

INFO TECNICHE
TECHNICAL INFO

FINITURE
FINISHES

ESPOSITORI
DISPLAY



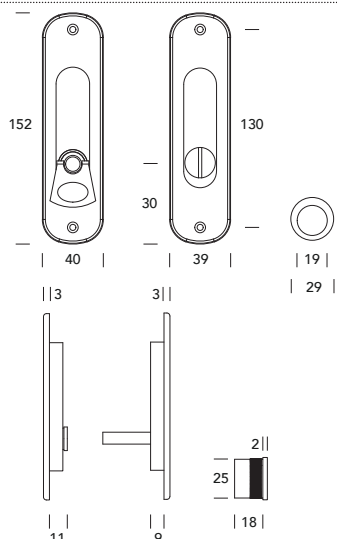
514 CP

514CP



40-50

SPESORE PORTA
DOOR THICKNESS



□ 6/8 S2 ✕ P

514KF



KIT **Finiture** *Finishes*

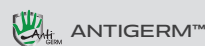
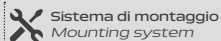
514KS



KIT

- AN**
Antico
Antique
- AGV**
Argento vecchio
Old silver
- RX**
Ruggine
Oxid
- BG**
Bronzato Graffiato
Scratched Bronzed
- GR**
Grey retrò
Grey retrò
- OSC**
Satinato Cromato
Satin Chrome
- VBN**
Rustico
Rustic
- LV**
Lucido verniciato
Polished varnished

Info tecnica serratura 026SR pag. 692
Technical info 026SR page 692

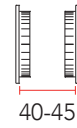


Con riduzione per serratura da □ 8 a □ 6 - With sleeve from □ 8 to □ 6



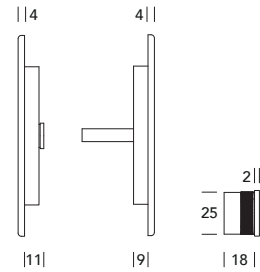
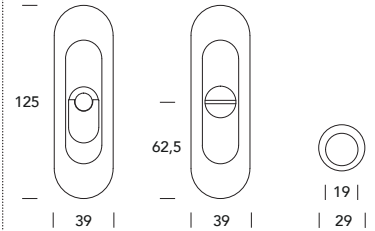
552 CP

552CP



SPESORE PORTA
DOOR THICKNESS

40-45



8 S4 P

SCORREVOLI
SLIDING DOOR

552KF



KIT **Finiture** Finishes

552KS



KIT

- OSC**
Satinato Cromato
Satin Chrome
- OC**
Cromato
Chrome
- SNV**
Satinato nichelato verniciato
Satin nickel plated varnished
- BG**
Bronzato Graffiato
Scratched Bronze
- LV**
Lucido verniciato
Polished varnished

Info tecnica serratura 026SR pag. 692
Technical info 026SR page 692



Ferro quadro
Square iron

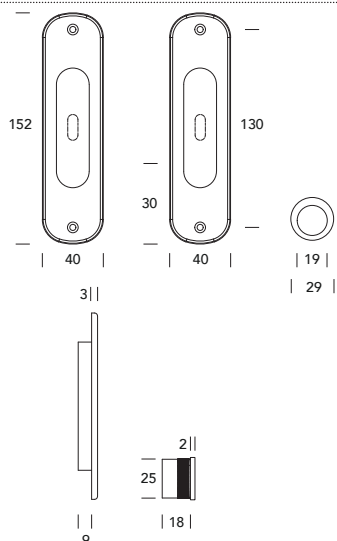
Foratura porta
Door drilling

Sistema di montaggio
Mounting system



520 PI 001

520PI001



S16 V

520KF001



KIT **Finiture** *Finishes*

- GR**
Grey retrò
Grey retrò
- AN**
Antico
Antique
- AGV**
Argento vecchio
Old silver
- RX**
Ruggine
Oxid
- BGO**
Bronzato Graff.opaco
Matt Scratch. Bronzed
- BG**
Bronzato Graffiato
Scratched Bronzed
- OSC**
Satinato Cromato
Satin Chrome
- VBN**
Rustico
Rustic
- LV**
Lucido verniciato
Polished varnished



Foratura porta
Door drilling



Sistema di montaggio
Mounting system



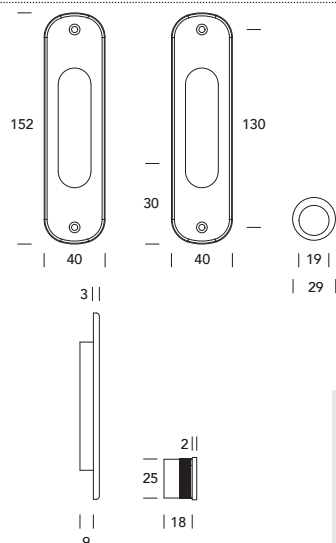
ANTIGERM™

Abbinabile alla serratura 17SR - *Suitable for 17SR lock*

oval

520 PI 002

520PI002



S16

SCORREVOLI
SLIDING DOOR

520KF002



KIT **Finiture** *Finishes*

- AGV**
Argento vecchio
Old silver
- AN**
Antico
Antique
- RX**
Ruggine
Oxid
- BGO**
Bronzato Graff.opaco
Matt Scratch. Bronzed
- BG**
Bronzato Graffiato
Scratched Bronzed
- GR**
Grey retrò
Grey retrò
- OSC**
Satinato Cromato
Satin Chrome
- VBN**
Rustico
Rustic
- LV**
Lucido verniciato
Polished varnished

Ottone
Brass

Foratura porta
Door drilling

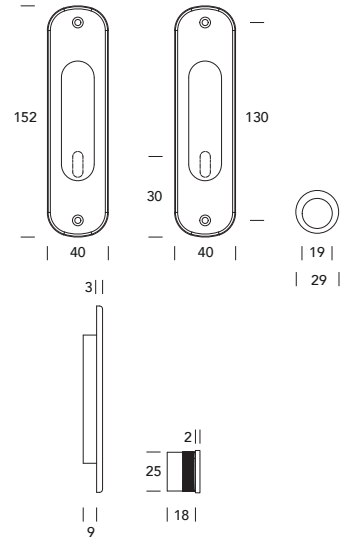

Sistema di montaggio
Mounting system

ANTIGERM™



520 PI OB1

520PIOB1



S16 V

520KF0B1



KIT **Finiture** *Finishes*

- LV**
Lucido verniciato
Polished varnished
- BG**
Bronzato Graffiato
Scratched Bronzed
- OSC**
Satinato Cromato
Satin Chrome

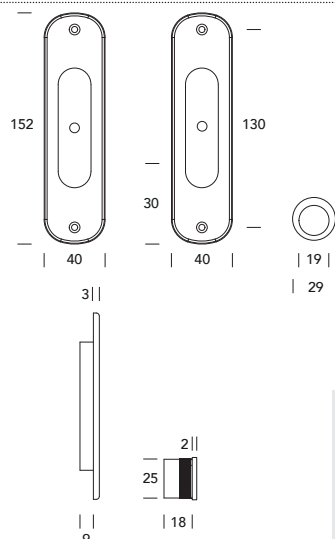


520 PI 027

520PI027



 **S5**  **V**



SCORREVOLI
SLIDING DOOR

520KS027

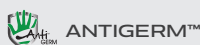
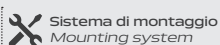


KIT

Finiture Finishes

-  **OSC**
Satinato Cromato
Satin Chrome
-  **LV**
Lucido verniciato
Polished varnished
-  **VBN**
Rustico
Rustic
-  **GR**
Grey retrò
Grey retrò
-  **BG**
Bronzato Graffiato
Scratched Bronzed
-  **BGO**
Bronzato Graff.opaco
Matt Scratch. Bronzed
-  **AN**
Antico
Antique
-  **RX**
Ruggine
Oxid
-  **AGV**
Argento vecchio
Old silver

Info tecnica serratura 027SR pag. 692
Technical info 027SR page 692

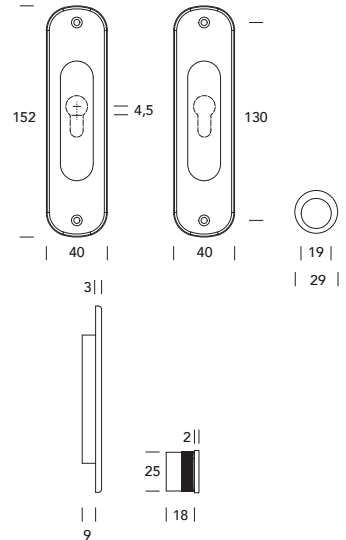


520 PI 028

520PI028



S5



520KS028



KIT

Info tecnica serratura 028SR pag. 692
 Technical info 028SR page 692

Finiture Finishes

- OSC**
Satinato Cromato
Satin Chrome
- LV**
Lucido verniciato
Polished varnished
- VBN**
Rustico
Rustic
- GR**
Grey retrò
Grey retrò
- BG**
Bronzato Graffiato
Scratched Bronzed
- BGO**
Bronzato Graff. opaco
Matt Scratch. Bronzed
- AN**
Antico
Antique
- RX**
Ruggine
Oxid
- AGV**
Argento vecchio
Old silver

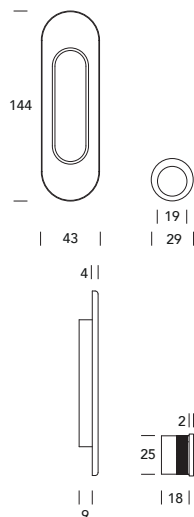


520PI028 abbinabile solo alla serratura 028SR - 520PI028 suitable for 028SR lock only



521 PI


521PI002



S18

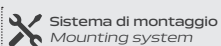
SCORREVOLI
SLIDING DOOR

521KF002



KIT **Finiture** *Finishes*

- OSC**
Satinato Cromato
Satin Chrome
- OC**
Cromato
Chrome
- NR**
Nero opaco RAL 9005
Matt black RAL 9005
- BG**
Bronzato Graffiato
Scratched Bronzed
- LV**
Lucido verniciato
Polished varnished

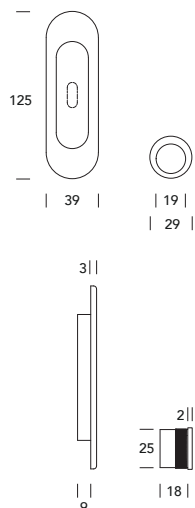


535 PI 001

535PI001



 **S17**  **V**



Finiture Finishes

-  **OC**
Cromato
Chrome
-  **OSC**
Satinato Cromato
Satin Chrome
-  **INOX Sat.**
Inox Satinato
Satin Inox
-  **BG**
Bronzato Graffiato
Scratched Bronzed
-  **LV**
Lucido verniciato
Polished varnished



Foratura porta
Door drilling



Sistema di montaggio
Mounting system

Abbinabile alla serratura 17SR - Suitable for 17SR lock

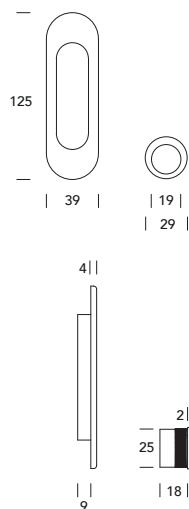


535 PI 002

535PI002



 **S17**  **V**



SCORREVOLI
SLIDING DOOR

535KF002




KIT **Finiture** *Finishes*

-  **OC**
Cromato
Chrome
-  **OSC**
Satinato Cromato
Satin Chrome
-  **INOX Sat.**
Inox Satinato
Satin Inox
-  **BG**
Bronzato Graffiato
Scratched Bronzed
-  **LV**
Lucido verniciato
Polished varnished

 **Ottone**
Brass

 **Foratura porta**
Door drilling

 **Sistema di montaggio**
Mounting system

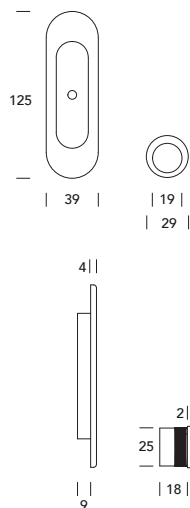


535 PI 027

535PI027



 **S4**  **V**



Finiture Finishes

535KS027




-  **LV**
Lucido verniciato
Polished varnished
-  **BG**
Bronzato Graffiato
Scratched Bronzed
-  **OC**
Cromato
Chrome
-  **OSC**
Satinato Cromato
Satin Chrome
-  **INOX Sat.**
Inox Satinato
Satin Inox

Info tecnica serratura 027SR pag. 692
Technical info 027SR page 692

 **Ottone
Brass**

 **Foratura porta
Door drilling**

 **Sistema di montaggio
Mounting system**

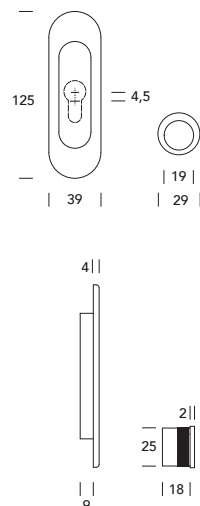
 **oval**

535 PI 028

535PI028



 **S4**  **V**



SCORREVOLI
SLIDING DOOR

Finiture *Finishes*

535KS028



KIT

-  **LV**
Lucido verniciato
Polished varnished
-  **BG**
Bronzato Graffiato
Scratched Bronzed
-  **OC**
Cromato
Chrome
-  **OSC**
Satinato Cromato
Satin Chrome
-  **INOX Sat.**
Inox Satinato
Satin Inox

Info tecnica serratura 028SR pag. 692
Technical info 028SR page 692



Foratura porta
Door drilling



Sistema di montaggio
Mounting system



535PI028 abbinabile solo alla serratura 028SR - 535PI028 suitable for 028SR lock only





Accessori *Accessories*

Placche incasso per porte scorrevoli / Accessori *Sliding door plates / Accessories*

	001CY	pag. 500		026SR	pag. 503		524CP	pag. 507		543CP00Q	pag. 510
	006IN	pag. 500		027CH	pag. 503		524RO	pag. 507		Q25PI	pag. 511
	006PT	pag. 500		027SR	pag. 504		525PI	pag. 508		Q26PI	pag. 511
	006SR30T	pag. 501		028SR	pag. 504		526PI	pag. 508		Q29PI	pag. 511
	006SR40T	pag. 501		048CP	pag. 504		527PI	pag. 508		Q30PI	pag. 512
	007CH	pag. 501		048CP00Q	pag. 505		529CP	pag. 509		Q48PI	pag. 512
	007SR30T	pag. 502		048PI	pag. 505		530PI	pag. 509		Q51PI	pag. 512
	007SR50T	pag. 502		051PI	pag. 506		532PI	pag. 509		LIMI	pag. 513
	016SR	pag. 502		129IN	pag. 505		533PI	pag. 510			
	017SR	pag. 503		429PI	pag. 507		543CP	pag. 510			

MANIGLIE
HANDLES

MANIGLIONI
PULL HANDLE

BATTENTI
DOOR KNOCKER

POMOLI
KNOBS

SCORREVOLI
SLIDING DOOR

MAN. ALZANTI
PULL HAND FOR SLIDING DOORS

SICUREZZA
SAFETY

COMPLEMENTI
COMPLEMENTS

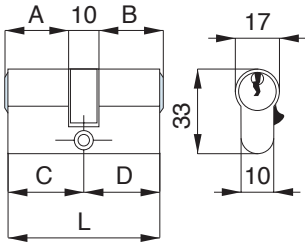
INFO TECNICHE
TECHNICAL INFO

FINITURE
FINISHES

ESPOSITORI
DISPLAY



001 CY



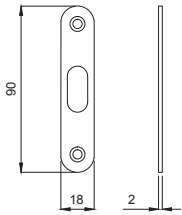
▽	A	B	C	D	L
	3	15,75	10	15,75	20
			20	20	40



Finiture Finishes

-  **ON**
Ottone Nickelato
Nickel plated
-  **OG**
Ottone grezzo
Brass

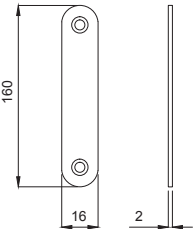
006 INOOS



Finiture Finishes

-  **OSC**
Satinato Cromato
Satin Chrome
-  **OC**
Cromato
Chrome
-  **OB**
Ottone bronzato
Bronzed brass
-  **OT**
Ottonato
Brass

006 PT002


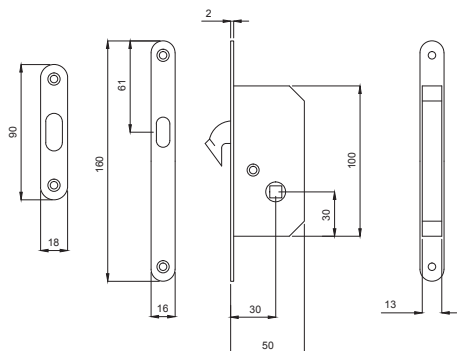


Finiture Finishes

-  **OSC**
Satinato Cromato
Satin Chrome
-  **OC**
Cromato
Chrome
-  **OB**
Ottone bronzato
Bronzed brass
-  **OT**
Ottonato
Brass

006 SR

006SR30T


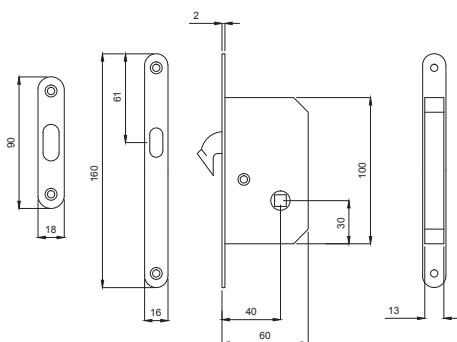


Finiture Finishes

- OSC**
Satinato Cromato
Satin Chrome
- OC**
Cromato
Chrome
- OB**
Ottone bronzato
Bronzed brass
- OT**
Ottonato
Brass

006 SR

006SR40T

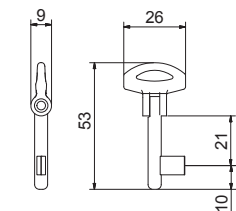


Finiture Finishes

- OSC**
Satinato Cromato
Satin Chrome
- OC**
Cromato
Chrome
- OB**
Ottone bronzato
Bronzed brass
- OT**
Ottonato
Brass

SCORREVOLI
SLIDING DOOR

007 CH



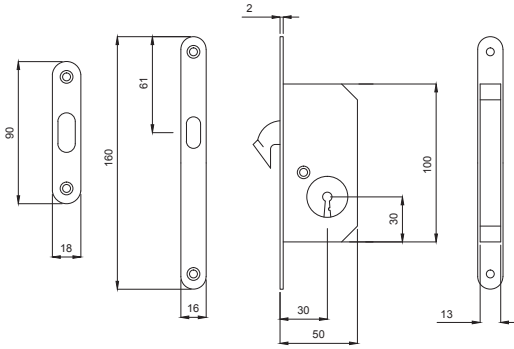
Finiture Finishes

- OSC**
Satinato Cromato
Satin Chrome
- OC**
Cromato
Chrome
- OB**
Ottone bronzato
Bronzed brass
- OT**
Ottonato
Brass



007 SR

007SR30T

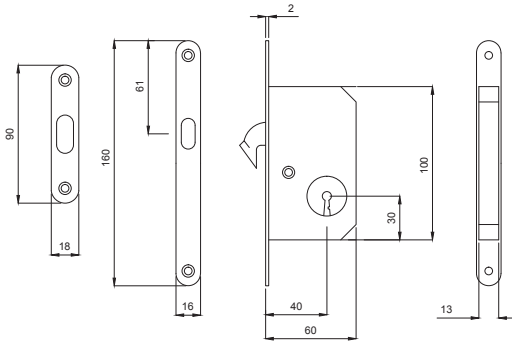


Finiture Finishes

- OSC**
Satinato Cromato
Satin Chrome
- OC**
Cromato
Chrome
- OB**
Ottone bronzato
Bronzed brass
- OT**
Ottone
Brass

007 SR

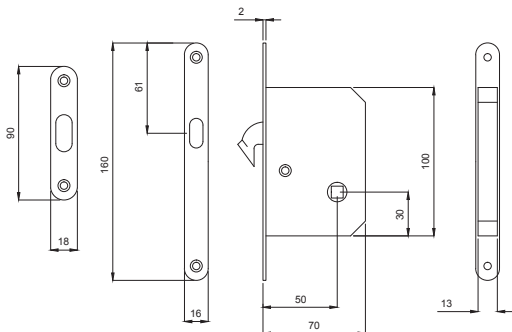
007SR40T



Finiture Finishes

- OSC**
Satinato Cromato
Satin Chrome
- OC**
Cromato
Chrome
- OB**
Ottone bronzato
Bronzed brass
- OT**
Ottone
Brass

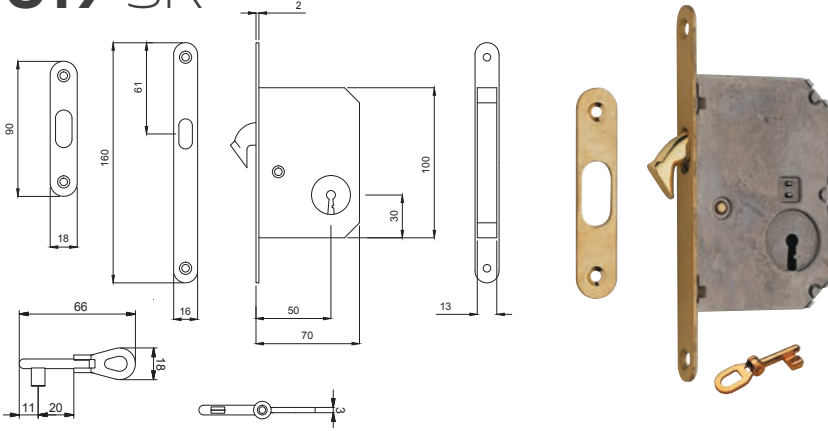
016 SR



Finiture Finishes

- OSC**
Satinato Cromato
Satin Chrome
- OC**
Cromato
Chrome
- OB**
Ottone bronzato
Bronzed brass
- OT**
Ottone
Brass

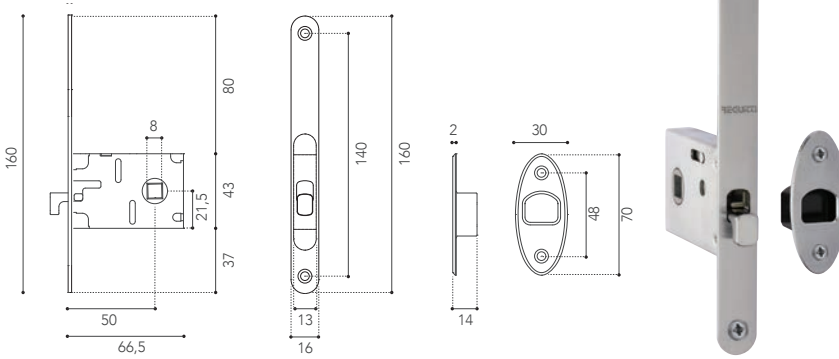
017 SR



Finiture Finishes

-  **OSC**
Satinato Cromato
Satin Chrome
-  **OC**
Cromato
Chrome
-  **OB**
Ottone bronzato
Bronzed brass
-  **OT**
Ottonato
Brass

026 SR

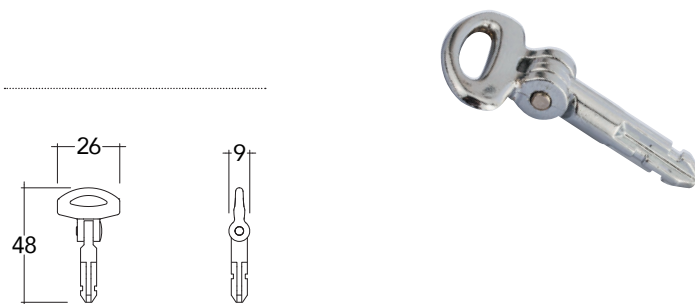


Finiture Finishes

-  **OSC**
Satinato Cromato
Satin Chrome
-  **OC**
Cromato
Chrome
-  **OB**
Ottone bronzato
Bronzed brass
-  **OT**
Ottonato
Brass
-  **NR**
Laccato nero
Black painted

SCOREVOLI
SLIDING DOOR

027 CH



Finiture Finishes

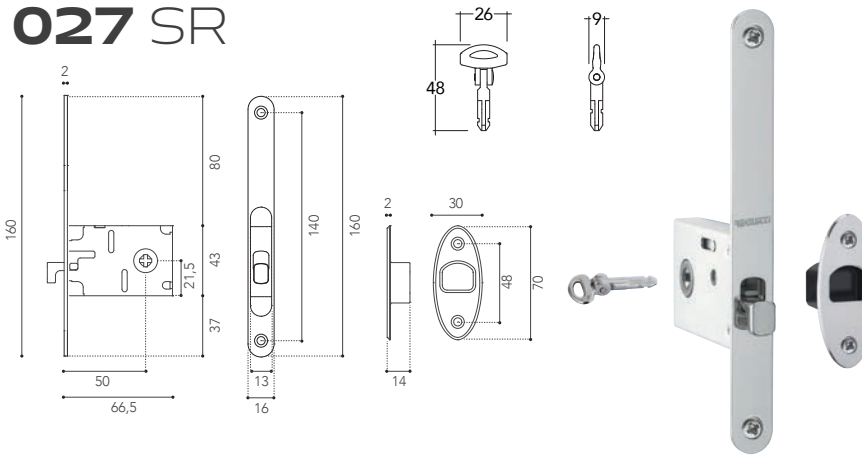
-  **OC**
Cromato
Chrome
-  **OB**
Ottone bronzato
Bronzed brass
-  **OT**
Ottonato
Brass

Info tecnica pag. 692 *Technical info page 692*

Info tecniche serratura 026SR vedi pag. 692 - *See page 692 for technical info on 026SR lock*



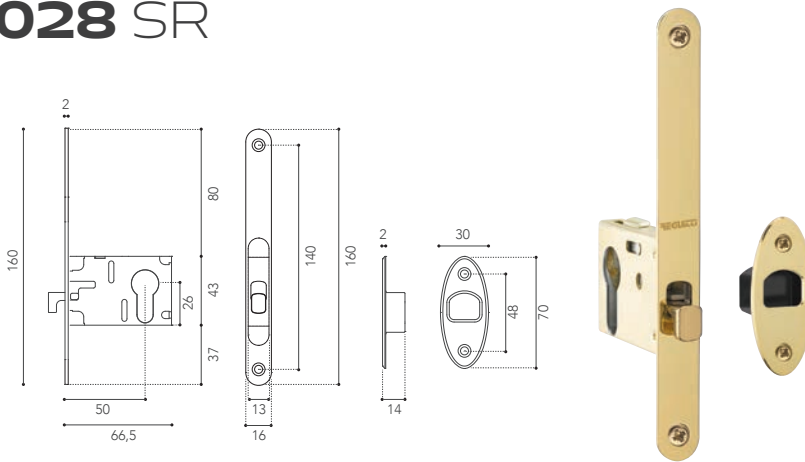
027 SR



Finiture Finishes

- OSC**
Satinato Cromato
Satin Chrome
- OC**
Cromato
Chrome
- OB**
Ottone bronzato
Bronzed brass
- OT**
Ottone
Brass
- NR**
Laccato nero
Black painted

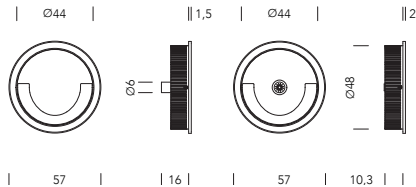
028 SR



Finiture Finishes

- OSC**
Satinato Cromato
Satin Chrome
- OC**
Cromato
Chrome
- OB**
Ottone bronzato
Bronzed brass
- OT**
Ottone
Brass
- NR**
Laccato nero
Black painted

048 CP

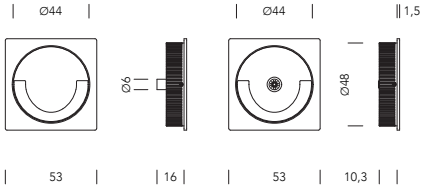


Finiture Finishes

- OSC**
Satinato Cromato
Satin Chrome
- OC**
Cromato
Chrome
- LV**
Lucido verniciato
Polished varnished

Info tecniche serratura 027SR e 028SR vedi pag. 692 - See page 692 for technical info on 027SR - 028SR lock


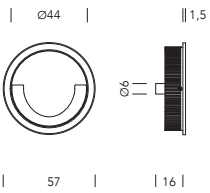
048 CP 00Q



Finiture Finishes

- OSC**
Satinato Cromato
Satin Chrome
- OC**
Cromato
Chrome

048 PI 002

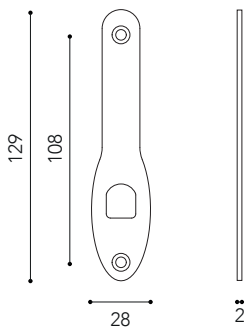


Finiture Finishes

- LV**
Lucido verniciato
Polished varnished
- OC**
Cromato
Chrome
- OSC**
Satinato Cromato
Satin Chrome

SCORREVOLI
SLIDING DOOR

129 IN



Finiture Finishes

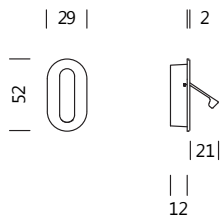
- OSC**
Satinato Cromato
Satin Chrome
- OC**
Cromato
Chrome
- OB**
Ottone bronzato
Bronzed brass
- OT**
Ottonato
Brass

Info tecniche 129IN vedi pag. 698 - See page 698 for technical info on 129IN



051 PI

051PI*



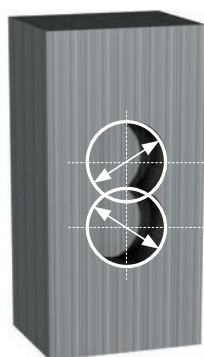
MULTIUSO
MULTIPURPOSE



**FACILITÀ DI
INSTALLAZIONE**
EASY TO MOUNTING




SILENZIOSO
SILENT



Ø 25
mm 20
Ø 25



Finiture Finishes



ZLV

ZBG

BGO

AN

AGV

SNV

ZSC

ZCR

BN-16

NR

ZLV
Lucido verniciato
Polished varnished

ZBG
Bronzato Graffiato
Scratched Bronzed

BGO
Bronzato Graff.opaco
Matt Scratch. Bronzed

AN
Antico
Antique

AGV
Argento vecchio
Old silver

SNV
Satinato nichelato verniciato
Satin nickel plated varnished

ZSC
Satinato Cromato
Satin Chrome

ZCR
Cromato
Chrome

BN-16
Bianco RAL 9016
White RAL 9016

NR
Nero opaco RAL 9005
Matt black RAL 9005

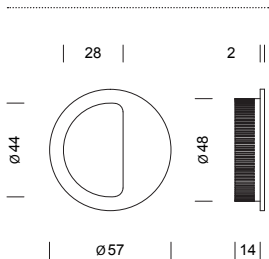


Modello rettangolare Q51PI a pag. 512
See page 512 for rectangular model Q51PI

ANTIGERM™

*Schema foratura porta 051PI vedi pag. 411 - See page 411 for door drilling drawings 051PI

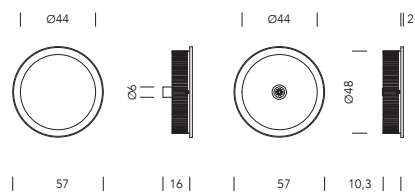
429 PI 002



Finiture Finishes

- ZSC**
Satinato Cromato
Satin Chrome
- ZCR**
Cromato
Chrome
- LV**
Lucido verniciato
Polished varnished
- BG**
Bronzato Graffiato
Scratched Bronzed

524 CP



Finiture Finishes

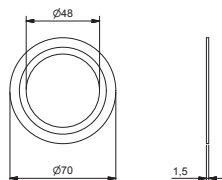
- OSC**
Satinato Cromato
Satin Chrome
- LV**
Lucido verniciato
Polished varnished

SCORREVOLI
SLIDING DOOR

524 RO



Esempio di applicazione
Mounting example



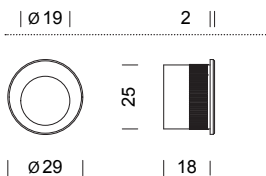
Finiture Finishes

- LV**
Lucido verniciato
Polished varnished
- BG**
Bronzato Graffiato
Scratched Bronzed
- OSC**
Satinato Cromato
Satin Chrome
- OC**
Cromato
Chrome











525 PI


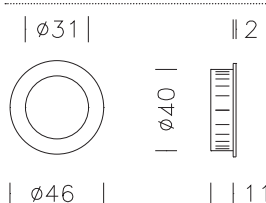
525PI*



Finiture Finishes

- | | | | | |
|---|--|---|--|---|
|  | OSC
Satinato Cromato
<i>Satin Chrome</i> |  | BG
Bronzato Graffiato
<i>Scratched Bronzed</i> |  |
|  | OC
Cromato
<i>Chrome</i> |  | GR
Grey retrò
<i>Grey retrò</i> |  |
|  | SNV
Sati. nichelato verniciato
<i>Satin nickel plat. varnish.</i> |  | BGO
Bronzato Graff.opaco
<i>Matt Scratch. Bronzed</i> |  |
|  | NR
Nero opaco RAL 9005
<i>Matt black RAL 9005</i> |  | AN
Antico
<i>Antique</i> |  |
|  | LV
Lucido verniciato
<i>Polished varnished</i> |  | AGV
Argento vecchio
<i>Old silver</i> |  |

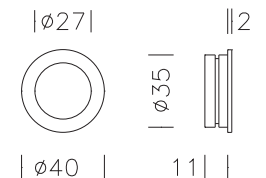
526 PI 002



Finiture Finishes

- | | | |
|--|--|---|
|  | OSC
Satinato Cromato
<i>Satin Chrome</i> |  |
|  | OC
Cromato
<i>Chrome</i> | |
|  | LV
Lucido verniciato
<i>Polished varnished</i> | |
|  | BGO
Bronzato Graff.opaco
<i>Matt Scratch. Bronzed</i> | |

527 PI 002



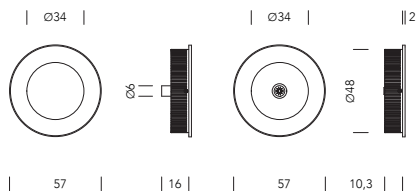
Finiture Finishes

- | | |
|--|---|
|  | LV
Lucido verniciato
<i>Polished varnished</i> |
|  | BG
Bronzato Graffiato
<i>Scratched Bronzed</i> |
|  | OSC
Satinato Cromato
<i>Satin Chrome</i> |
|  | OC
Cromato
<i>Chrome</i> |



*Schema foratura porta 525PI vedi pag. 411 - See page 411 for door drilling drawings 525PI

529 CP

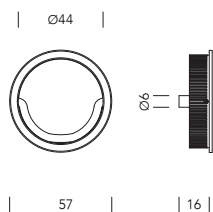


Finiture Finishes

- OSC**
Satinato Cromato
Satin Chrome
- LV**
Lucido verniciato
Polished varnished

530 PI 002

530PI002



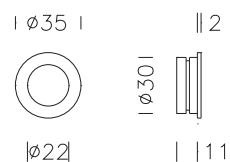
Finiture Finishes

- OSC**
Satinato Cromato
Satin Chrome
- OC**
Cromato
Chrome
- LV**
Lucido verniciato
Polished varnished

SCOREVOLI
SLIDING DOOR

532 PI 002

532PI002



Finiture Finishes

- OSC**
Satinato Cromato
Satin Chrome
- LV**
Lucido verniciato
Polished varnished



533 PI 002

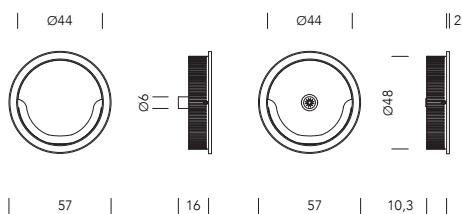
533PI002



Finiture Finishes

-  **OSC**
Satinato Cromato
Satin Chrome
-  **LV**
Lucido verniciato
Polished varnished

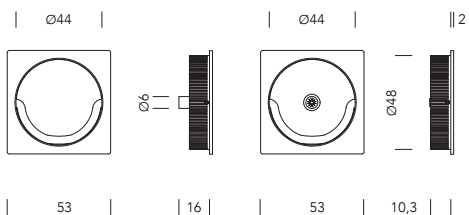

543 CP




Finiture Finishes

-  **OSC**
Satinato Cromato
Satin Chrome
-  **OC**
Cromato
Chrome
-  **LV**
Lucido verniciato
Polished varnished

543 CP 00Q



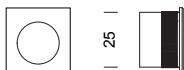
Finiture Finishes

-  **OSC**
Satinato Cromato
Satin Chrome
-  **OC**
Cromato
Chrome

Q25 PI

Q25PI*

| Ø 19 | 2 ||



| 27 | | 18 |

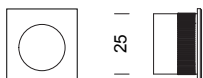


Finiture Finishes


- ZSC**
Satinato Cromato
Satin Chrome
- ZCR**
Cromato
Chrome
- SNV**
Satinato nichelato verniciato
Satin nickel plated varnished
- NR**
Nero opaco RAL 9005
Matt black RAL 9005

Q26 PI

| Ø 19 | 2 ||



| 27 | | 18 |



Finiture Finishes

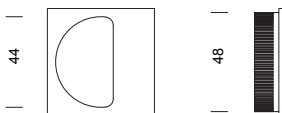
- ZSC**
Satinato Cromato
Satin Chrome

SCOREVOLI
SLIDING DOOR

Q29 PI 002

Q29PI002

| 28 | 2 ||



| 52 | | 12 | |



Finiture Finishes

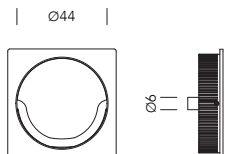
- SNV**
Satinato nichelato verniciato
Satin nickel plated varnished
- ZCR**
Cromato
Chrome
- ZSC**
Satinato Cromato
Satin Chrome
- LV**
Lucido verniciato
Polished varnished

*Schema foratura porta Q25PI vedi pag. 411 - See page 411 for door drilling drawings Q25PI





Q30 PI 002

Q30PI002



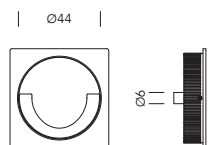
| 53 | | 16 |

Finiture Finishes

-  **OSC**
Satinato Cromato
Satin Chrome
-  **OC**
Cromato
Chrome



Q48 PI 002

Q48PI002



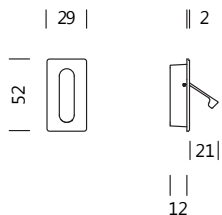
| 53 | | 16 |

Finiture Finishes


-  **OSC**
Satinato Cromato
Satin Chrome
-  **OC**
Cromato
Chrome

Q51 PI

Q51PI*



Finiture Finishes

-  **ZSC**
Satinato Cromato
Satin Chrome
-  **ZCR**
Cromato
Chrome
-  **SNV**
Satinato nichelato verniciato
Satin nickel plated varnished
-  **NR**
Nero opaco RAL 9005
Matt black RAL 9005

*Schema foratura porta Q51PI vedi pag. 411 - See page 411 for door drilling drawings Q51PI

UMI

Utensile Monta Incontro

Positioning template

UMI è l'utensile che risolvere velocemente in 2 semplici passaggi i problemi legati al centraggio in cantiere della serratura all'incontro (contro piastra), se ne consiglia l'uso per i kit con serratura 6SR - 7SR - 16SR - 17SR.

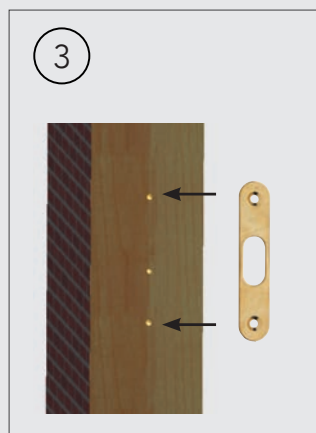
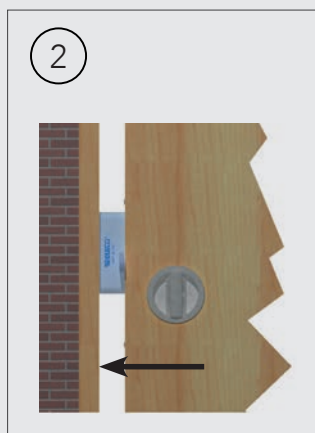
1. Applicare UMI sulla serratura dell'anta scorrevole
2. Spingere l'anta scorrevole dolcemente contro il telaio della porta
3. La corretta posizione del foro per l'incontro e il fissaggio dello stesso sullo stipite vengono indicati dai tre punzoni incorporati nell'UMI

UMI is a positioning template, recommended for 6SR - 7SR - 16SR - 17SR locks, that can quickly avoid problems during the installation of the lock striker.

1. Apply UMI on the lock hook already installed in the sliding door.
2. Gently push the door against the door frame.
3. UMI leaves three dots indicating the correct position of the lock striker on the door frame.



BPLTPKSR6**4A



MANIGLIONI ALZANTI

PULL HANDLES FOR
LIFT AND SLIDE DOORS





Maniglioni Alzanti

*Pull handles
for lift and
slide doors*

Indice alfabetico

Name index

Name	code	Line	pag.
Alisè	171	●	536
B-Arte	426	■	522
B-Corto	303	■	523
Bauhaus	J40	■	524
Bernini	307	◆	546
El corto	308	●	537
Enea	030	●	538
Laser	305	■	525
Laser Corto	306	■	526
Laser QR	B35	■	527
Laser QR corto	B36	■	528
Priamo	313	●	539
Q-Arte	124	■	529
Q-Arte B	B24	■	530
Q-Corto	302	■	531
Sasha	173	●	540
Short	311	●	541
Spring	141	■	532
Spring	141	●	542
Wonder	113	■	533

Indice per codice

Code index

Code	Name	Line	pag.
030LD000	Enea	●	538
030MD000	Enea	●	538
030MD001	Enea	●	538
030MD010	Enea	●	538
030MD011	Enea	●	538
113LDQ00	Wonder	■	533
113MDQ00	Wonder	■	533
113MDQ01	Wonder	■	533
113MDQ10	Wonder	■	533
113MDQ11	Wonder	■	533
124LDQ00	Q-Arte	■	529
124MDQ00	Q-Arte	■	529
124MDQ01	Q-Arte	■	529
124MDQ10	Q-Arte	■	529
124MDQ11	Q-Arte	■	529
141LD000	Spring	●	542
141LDQ00	Spring	■	532
141MD000	Spring	●	542
141MD001	Spring	●	542
141MD010	Spring	●	542
141MD011	Spring	●	542
141MDQ00	Spring	■	532
141MDQ01	Spring	■	532
141MDQ10	Spring	■	532
141MDQ11	Spring	■	532
171LD000	Alisè	●	536
171MD000	Alisè	●	536
171MD001	Alisè	●	536
171MD010	Alisè	●	536
171MD011	Alisè	●	536
173LD000	Sasha	●	540

Code	Name	Line	pag.
173MD000	Sasha	●	540
173MD001	Sasha	●	540
173MD010	Sasha	●	540
173MD011	Sasha	●	540
302LDQ00	Q-Corto	■	531
302MDQ00	Q-Corto	■	531
302MDQ01	Q-Corto	■	531
302MDQ10	Q-Corto	■	531
302MDQ11	Q-Corto	■	531
303LDQ00	B-Corto	■	523
303MDQ00	B-Corto	■	523
303MDQ01	B-Corto	■	523
303MDQ10	B-Corto	■	523
303MDQ11	B-Corto	■	523
305LDQ00	Laser	■	525
305MDQ00	Laser	■	525
305MDQ01	Laser	■	525
305MDQ10	Laser	■	525
305MDQ11	Laser	■	525
306LDQ00	Laser Corto	■	526
306MDQ00	Laser Corto	■	526
306MDQ01	Laser Corto	■	526
306MDQ10	Laser Corto	■	526
306MDQ11	Laser Corto	■	526
307LD000	Bernini	☆	546
307LDC00	Bernini	☆	547
307MD000	Bernini	☆	546
307MD001	Bernini	☆	546
307MD010	Bernini	☆	546
307MD011	Bernini	☆	546
307MDC00	Bernini	☆	547
307MDC01	Bernini	☆	547
307MDC10	Bernini	☆	547
307MDC11	Bernini	☆	547

Code	Name	Line	pag.
308LD000	El Corto	●	537
308MD000	El Corto	●	537
308MD001	El Corto	●	537
308MD010	El Corto	●	537
308MD011	El Corto	●	537
311LD000	Short	●	541
311MD000	Short	●	541
311MD001	Short	●	541
311MD010	Short	●	541
311MD011	Short	●	541
313LD000	Priamo	●	539
313MD000	Priamo	●	539
313MD001	Priamo	●	539
313MD010	Priamo	●	539
313MD011	Priamo	●	539
313PI002	Priamo	●	539
426LDQ00	B-Arte	■	522
426MDQ00	B-Arte	■	522
426MDQ01	B-Arte	■	522
426MDQ10	B-Arte	■	522
426MDQ11	B-Arte	■	522
B24MDQ00	Q-Arte B	■	530
B24MDQ11	Q-Arte B	■	530
B35LDQ00	Laser QR	■	527
B35MDQ00	Laser QR	■	527
B35MDQ11	Laser QR	■	527
B36LDQ00	Laser QR Corto	■	528
B36MDQ00	Laser QR Corto	■	528
B36MDQ11	Laser QR Corto	■	528
J04LDD00	Bauhaus	■	524
J04MDQ00	Bauhaus	■	524
J04MDQ01	Bauhaus	■	524
J04MDQ10	Bauhaus	■	524
J04MDQ11	Bauhaus	■	524

MANIGLIE
HANDLESMANIGLIONI
PULL HANDLEBATTENTI
DOOR KNOCKERPOMOLI
KNOBSSCORREVOLI
SLIDING DOORMAN. ALZANTI
PULL HAND FOR SLIDING DOORSSICUREZZA
SAFETYCOMPLEMENTI
COMPLEMENTSINFO TECNICHE
TECHNICAL INFOFINITURE
FINISHESESPOSITORI
DISPLAY

Maniglioni Alzanti

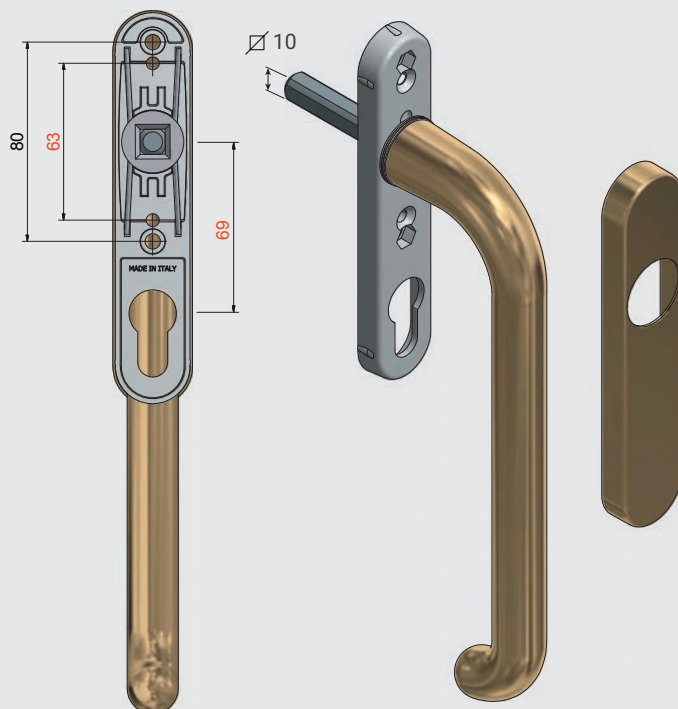
Pull handles for lift and slide doors

Info tecniche *Technical info*

Caratteristiche maniglioni alzanti

characteristic of the pull handles for sliding door

- Maniglioni alzanti con doppio interasse 80 mm e 63 mm
- Movimento a 2 posizioni
- Ferro $\varnothing 10$
- Double center distance 80 mm and 63 mm
- Mechanism with 2 releases
- Square $\varnothing 10$

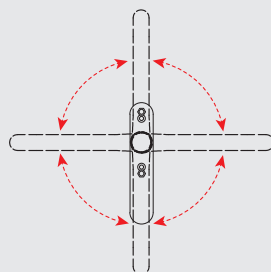


A richiesta movimento a 4 posizioni

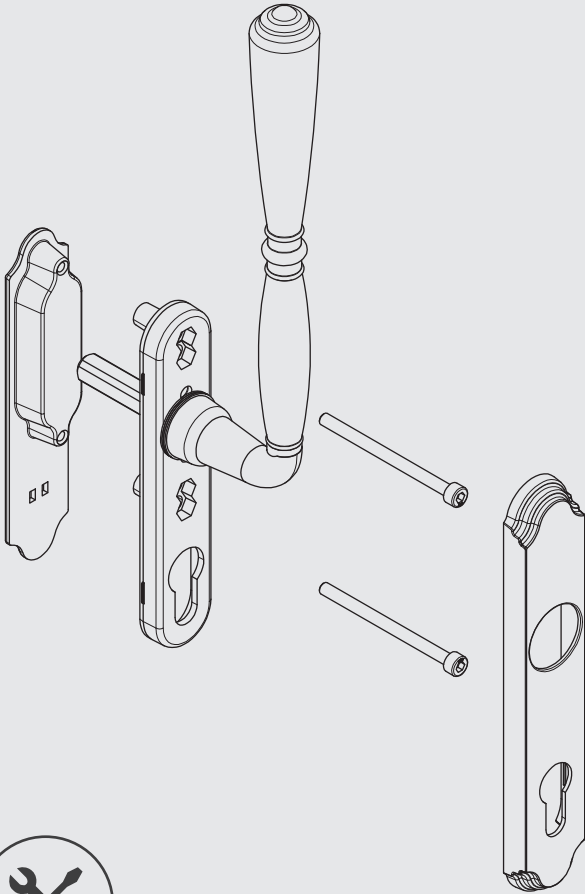
On request mechanism with 4 releases

A richiesta movimento in metallo a 4 scatti e possibilità di ferro $\varnothing 7$ e $\varnothing 8$

4 positions metal mechanism available on request with $\varnothing 7$ or $\varnothing 8$ mm spindle



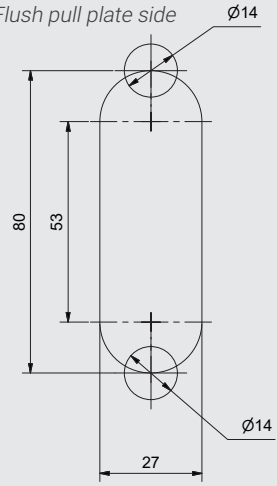
Sistema di montaggio
Mounting system



Fresature Millings

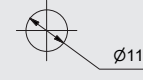
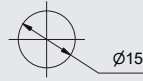
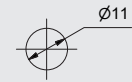
Lato nicchia

Flush pull plate side



Lato maniglione

Pull handle side



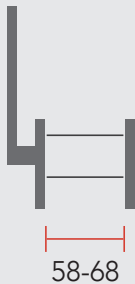
MANIGLIE
HANDLES
MANIGLIONI
PULL HANDLE
BATTENTI
DOOR KNOCKER
POMOLI
KNOBS
SCORREVOLI
SLIDING DOOR
MAN. ALZANTI
PULL HAND FOR SLIDING DOORS
SICUREZZA
SAFETY
COMPLEMENTI
COMPLEMENTS
INFO TECNICHE
TECHNICAL INFO
FINITURE
FINISHES
ESPOSITORI
DISPLAY

Spessore porta standard Standard door thickness

58-68

Spessore porta standard
per maniglione alzante
singolo

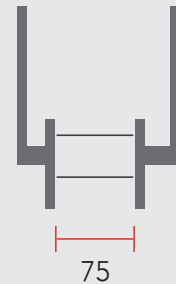
Standard door thickness
for lift and slide single
pull handle



75

Spessore porta standard
per maniglione alzante
accoppiato

Standard door thickness
for lift and slide pair
pull handles





■ Quadra Square

Maniglioni Alzanti / Linea quadra

Pull handles for lift and slide doors / Square line

Alfabetico Name

B-Arte
426MDQ01

pag. 522



Laser QR corto
B36MDQ00

pag. 528



B-Corto
185MSC07

pag. 523



Q-Arte
124MDQ01

pag. 529



Bauhaus
J04MDQ01

pag. 524



Q-Arte B
B24MDQ00

pag. 530



Laser
305MDQ01

pag. 525



Q-Corto
302MDQ01

pag. 531



Laser Corto
306MDQ01

pag. 526



Spring
141MDQ01

pag. 532



Laser QR
B35MDQ00

pag. 527



Wonder
113MDQ01

pag. 533



MANIGLIE
HANDLES

MANIGLIONI
PULL HANDLE

BATTENTI
DOOR KNOCKER

POMOLI
KNOBS

SCORREVOLI
SLIDING DOOR

MAN. ALZANTI
PULL HAND FOR SLIDING DOORS

SICUREZZA
SAFETY

COMPLEMENTI
COMPLEMENTS

INFO TECNICHE
TECHNICAL INFO

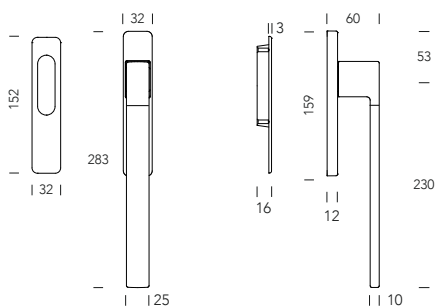
FINITURE
FINISHES

ESPOSITORI
DISPLAY



B-Arte 426

DESIGN STUDIO REGUITTI



OSC/OC

Satinato cromato/Cromato
Satin chrome/Chrome

426MDQ00



426MDQ01



426MDQ10



426MDQ11



426LDQ00

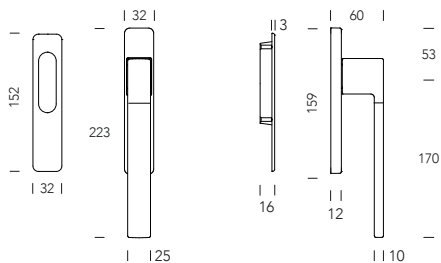


Ottone
Brass

■ square

B-Corto 303

DESIGN STUDIO REGUITTI



OSC/OC

Satinato cromato/Cromato
Satin chrome/Chrome

303MDQ00



303MDQ01



303MDQ10



303MDQ11



303LDQ00



Ottone
Brass

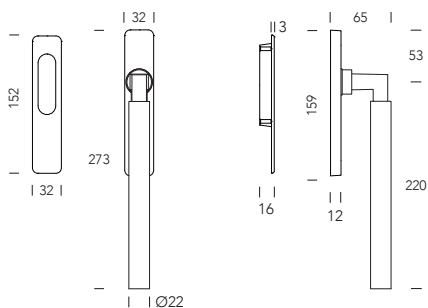
MAN. ALZANTI
PULL HAND FOR SLIDING DOORS

MODERN
STYLES



Bauhaus J40

DESIGN STUDIO REGUITTI



OC
Cromato
Chrome



OSC
Satinato cromato
Satin Chrome

J04MDQ00



J04MDQ01



J04MDQ10



J04MDQ11



J04LDQ00

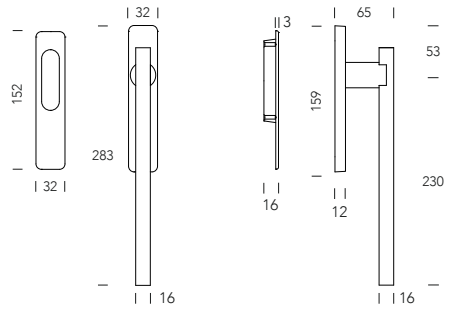


Ottone
Brass

■ square

Laser 305

DESIGN STUDIO REGUITTI



OSC
Satinato cromato
Satin Chrome



OC
Cromato
Chrome

MAN. ALZANTI
PULL HAND FOR SLIDING DOORS

MODERN
STYLES

305MDQ00



305MDQ01



305MDQ10



305MDQ11



305LDQ00

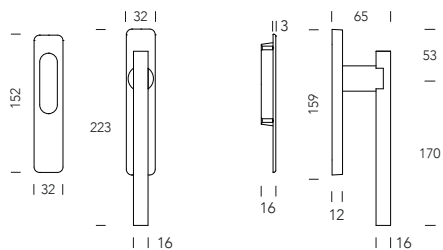


Ottone
Brass



Laser corto 306

DESIGN STUDIO REGUITTI



OC
Cromato
Chrome



OSC
Satinato cromato
Satin Chrome

306MDQ00



306MDQ01



306MDQ10



306MDQ11



306LDQ00

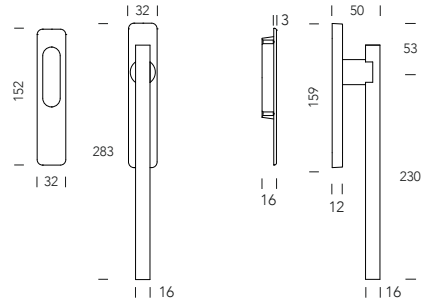


Ottone
Brass

■ square

Laser QR B35

DESIGN STUDIO REGUITTI



OC
Cromato
Chrome



OSC
Satinato cromato
Satin Chrome



IMPUGNATURA RIBASSATA
Reduced-neck handle

B35MDQ00



B35MDQ11



B35LDQ00



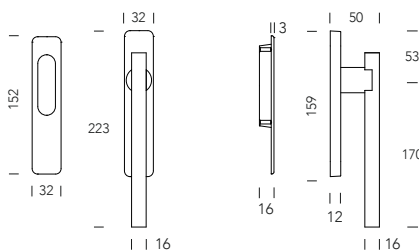
MAN. ALZANTI
PULL HAND FOR SLIDING DOORS

MODERN
STYLES



Laser QR corto B36

DESIGN STUDIO REGUITTI



OSC
Satinato cromato
Satin Chrome



OC
Cromato
Chrome



IMPUGNATURA RIBASSATA
Reduced-neck handle

B36MDQ00



B36MDQ11



B36LDQ00

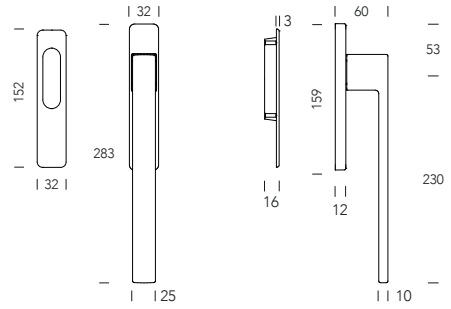


Ottone
Brass

■ square

Q-Arte 124

DESIGN STUDIO REGUITTI



ZSC

Satinato cromato*
Satin Chrome*



SNVO

Sat. nichelato opaco
Matt satin nickel



PSB

PVD Satin Black
PVD Satin Black



PVD INOX

PVD Inox Satinato
PVD Satin Inox



NR

Nero opaco RAL 9005
Matt black RAL 9005



OC

Cromato
Chrome



BGO

Bronzato Graff.opaco
Matt Scratch. Bronzed

MAN. ALZANTI
PULL HAND FOR SLIDING DOORS

MODERN
STYLES

124MDQ00



124MDQ01



124MDQ10



124MDQ11



124LDQ00

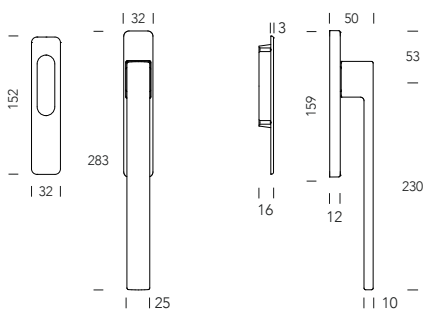


*Materiale TeknoMetal TeknoMetal material



Q-Arte B B24

DESIGN STUDIO REGUITTI



OSC

Satinato cromato
Satin Chrome



OC

Cromato
Chrome



IMPUGNATURA RIBASSATA

Reduced-neck handle

B24MDQ00



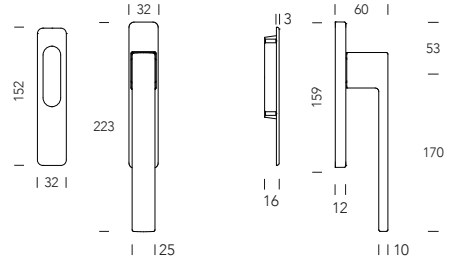
B24MDQ11



■ square

Q-Corto 302

DESIGN STUDIO REGUITTI



OSC
Satinato cromato
Satin Chrome



OC
Cromato
Chrome

MAN. ALZANTI
PULL HAND FOR SLIDING DOORS

MODERN
STYLES

302MDQ00



302MDQ01



302MDQ10



302MDQ11



302LDQ00

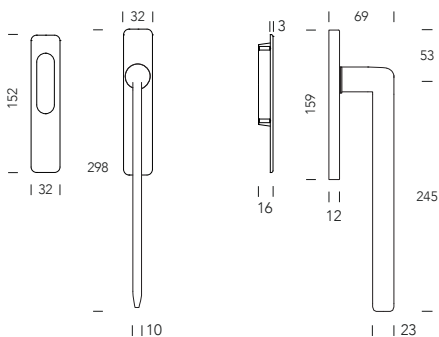


Ottone
Brass



Spring 141

DESIGN STUDIO REGUITTI



NR

Nero opaco RAL 9005
Matt black RAL 9005



PSB

PVD Satin Black
PVD Satin Black



OSC

Satinato cromato
Satin Chrome



OC

Cromato
Chrome

141MDQ00



141MDQ01



141MDQ10



141MDQ11



141LDQ00

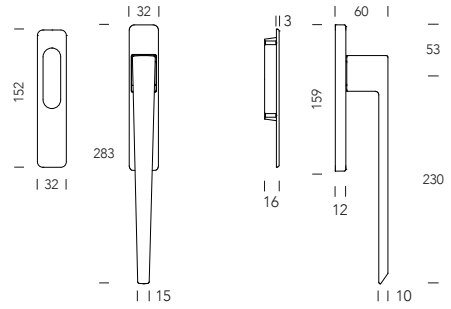


PVD
ULTRA FINISH

■ square

Wonder 113

DESIGN STUDIO REGUITTI



OSC

Satinato cromato
Satin Chrome



SNVO

Sat. nichelato opaco
Matt satin nickel



OC

Cromato
Chrome



NR

Nero opaco RAL 9005
Matt black RAL 9005



NST

Nero soft touch
Black soft touch



MAN. ALZANTI
PULL HAND FOR SLIDING DOORS

MODERN
STYLES

113MDQ00



113MDQ01



113MDQ10



113MDQ11



113LDQ00



ANTIGERM™



Nero soft touch
Black soft touch

N NEW





● Tonda Round

Maniglioni Alzanti / Linea tonda

Pull handles for lift and slide doors / Round line

Alfabetico Name

Alisè
171MD001
pag. 536



Spring
141MD001
pag. 542



El corto
308MD001
pag. 537



Enea
30MD001
pag. 538



Priamo
313MD001
pag. 539



Sasha
173MD001
pag. 540



Short
311MD001
pag. 541



MANIGLIE
HANDLES

MANIGLIONI
PULL HANDLE

BATTENTI
DOOR KNOCKER

POMOLI
KNOBS

SCORREVOLI
SLIDING DOOR

MAN. ALZANTI
PULL HAND FOR SLIDING DOORS

SICUREZZA
SAFETY

COMPLEMENTI
COMPLEMENTS

INFO TECNICHE
TECHNICAL INFO

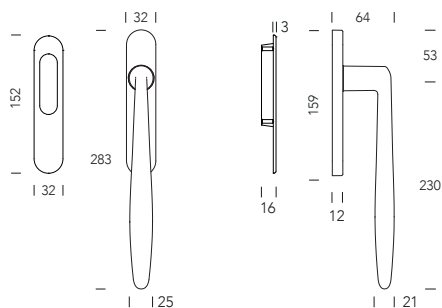
FINITURE
FINISHES

ESPOSITORI
DISPLAY



Alisè 171

DESIGN **STUDIO REGUITTI**



OC
Cromato
Chrome



LV
Lucido verniciato
Polished varnished



PVD ORO
PVD Lucido Oro
PVD Gold



OSC
Satinato cromato
Satin Chrome



PVD INOX
PVD Inox Satinato
PVD Satin Inox



BG
Bronzato Graffiato
Scratched Bronzed

171MD000



171MD001



171MD010



171MD011



171LD000

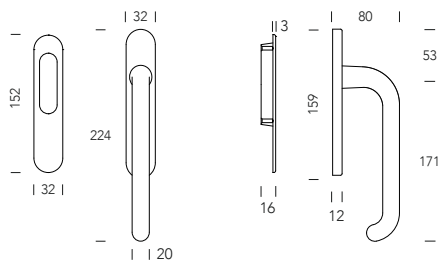


PVD
ULTRA FINISH

● round

El corto 308

DESIGN STUDIO REGUITTI



BG
Bronzato Graffiato
Scratched Bronzed



LV
Lucido verniciato
Polished varnished



PVD ORO
PVD Lucido Oro
PVD Gold



NR
Nero opaco RAL 9005
Matt black RAL 9005



OSC
Satinato cromato
Satin Chrome



OC
Cromato
Chrome



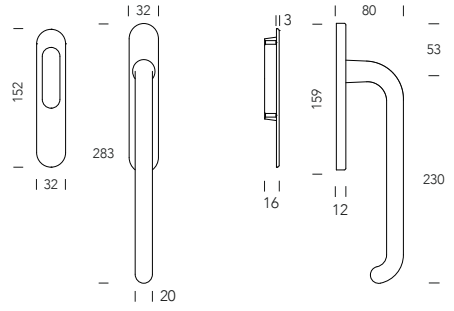
MAN. ALZANTI
PULL HAND FOR SLIDING DOORS

ESSENTIAL
STYLES



Enea 030

DESIGN **STUDIO REGUITTI**



PVD ORO
PVD Lucido Oro
PVD Gold



LV
Lucido verniciato
Polished varnished



OC
Cromato
Chrome



PVD INOX
PVD Inox Satinato
PVD Satin Inox



OSC
Satinato cromato
Satin Chrome



NR
Nero opaco RAL 9005
Matt black RAL 9005



BG
Bronzato Graffiato
Scratched Bronzed



SAA
Simil Argento
Silver



SAB
Simil Bronzo
Bronze

30MD000



30MD001



30MD010



30MD011



30LD000

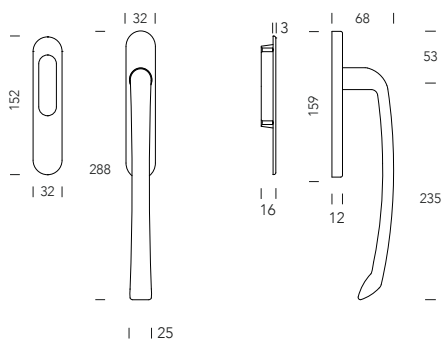


PVD
ULTRA FINISH

● round

Priamo 313

DESIGN STUDIO REGUITTI



OSC
Satinato cromato
Satin Chrome



OS
Satinato
Satin



LV
Lucido verniciato
Polished varnished



PVD ORO
PVD Lucido Oro
PVD Gold



PVD INOX
PVD Inox Satinato
PVD Satin Inox



OC
Cromato
Chrome



BG
Bronzato Graffiato
Scratched Bronzed



AN
Antico
Antique



AGV
Argento vecchio
Old silver

MAN. ALZANTI
PULL HAND FOR SLIDING DOORS

ESSENTIAL
STYLES



Ottone
Brass

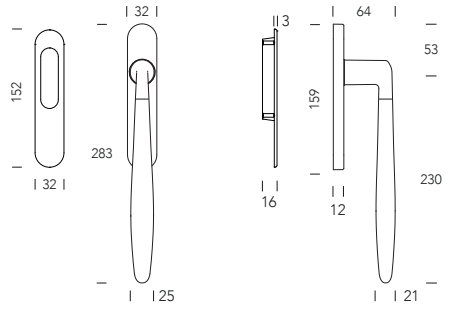
PVD
ULTRA FINISH

ANTIGERM™



Sasha 173

DESIGN STUDIO REGUITTI



OS/LV

Satinato/Lucido verniciato
Satin/Polished varnished



PVD SAT/PVD

PVD Satinato/PVD Oro
PVD Satin/PVD Gold



OSC/OC

Satinato Cromato/Cromato
Satin Chrome/Chrome

173MD000



173MD001



173MD010



173MD011



173LD000



Ottone
Brass

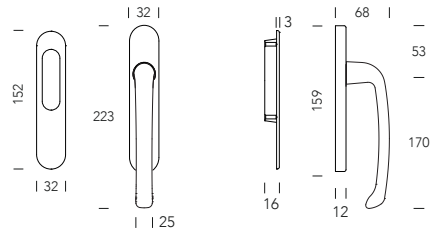


PVD
ULTRA FINISH

● round

Short 311

DESIGN **STUDIO REGUITTI**



OC
Cromato
Chrome



OSC
Satinato cromato
Satin Chrome



LV
Lucido verniciato
Polished varnished



BG
Bronzato Graffiato
Scratched Bronzed

MAN. ALZANTI
PULL HAND FOR SLIDING DOORS

ESSENTIAL
STYLES

311MD000



311MD001



311MD010



311MD011



311LD000

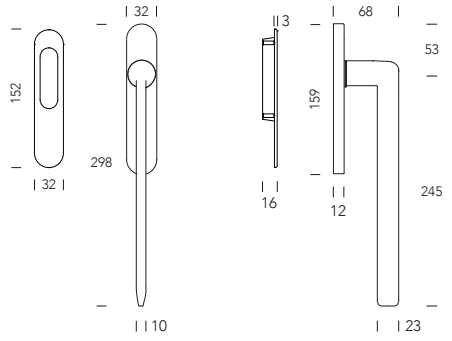


Ottone
Brass



Spring 141

DESIGN STUDIO REGUITTI



NR
Nero opaco RAL 9005
Matt black RAL 9005



OSC
Satinato cromato
Satin Chrome



OC
Cromato
Chrome



PSB
PVD Satin Black
PVD Satin Black

MODERN
STYLES

141MD000



141MD001



141MD010



141MD011



141LD000



PVD
ULTRA FINISH

● round





Vintage Style

Maniglioni Alzanti / Linea Vintage

Pull handles for lift and slide doors / Vintage style

Alfabetico Name

Bernini

307MD001

pag. 546



Bernini

307MDc01

pag. 547



MANIGLIE
HANDLES

MANIGLIONI
PULL HANDLE

BATTENTI
DOOR KNOCKER

POMOLI
KNOBS

SCORREVOLI
SLIDING DOOR

MAN. ALZANTI
PULL HAND FOR SLIDING DOORS

SICUREZZA
SAFETY

COMPLEMENTI
COMPLEMENTS

INFO TECNICHE
TECHNICAL INFO

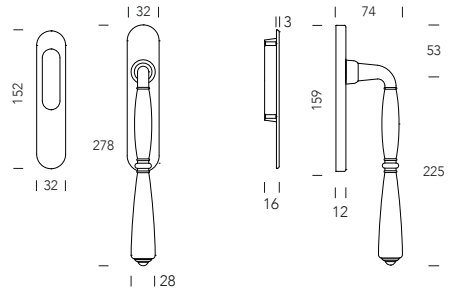
FINITURE
FINISHES

ESPOSITORI
DISPLAY



Bernini 307

DESIGN STUDIO REGUITTI



VBN
Rustico
Rustic



LV
Lucido verniciato
Polished varnished



PVD ORO
PVD Lucido Oro
PVD Gold



BG
Bronzato Graffiato
Scratched Bronzed



AN
Antico
Antique



AGV
Argento vecchio
Old silver

307MD000



307MD001



307MD010



307MD011

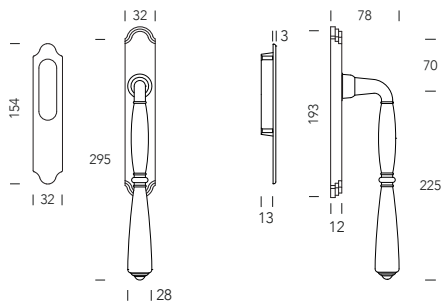


307LD000



Bernini 307

DESIGN STUDIO REGUITTI



AGV
Argento vecchio
Old silver



AN
Antico
Antique



GR
Grey retrò
Grey retrò



BGO
Bronzato Graff.opaco
Matt Scratch. Bronzed



LR
Lucido naturale
Polished



VBN
Rustico
Rustic



RX
Ruggine
Oxid

MAN. ALZANTI
PULL HAND FOR SLIDING DOORS

VINTAGE
STYLES



Ottone
Brass

ANTIGERM™





SICUREZZA

SAFETY







Sicurezza Safety

Indice per codice

Code index

Code	pag.	Code	pag.	Code	pag.
003DM	554	124SP082	574	C09RO	559
008DM	554	124SP4Q6	574	C55RO	559
052NN	567	171HM062	565	C62RO	560
055BC	554	171HM416	565	CD002	560
055BY	555	171KP	569	CD006	560
055DM	555	499NN	567	CD008	561
062BC	555	499SP406	574	CDQ02	561
062BN	556	499SP4Q6	575	CDQ06	561
062BY	556	502NN	567	CD2BY001	562
062DM	556	503NN	568	CD6BY001	562
062RO	572	512NN	568	CD7BY001	566
063SP007	573	512SP006	575	CD7RO	566
070SP007	573	512SP007	575	CD8BY001	562
082BC	557	512SP062	576	COPBYCD7	566
082BN	557	512SP406	576	CQ2BY001	563
082BY	557	514SP007	576	CQ6BY001	563
082DM	558	637DD	577	CQ8RO	563
082RO	572	A54HR062	570	E56PFF62	571
097SP007	573	A54HR806	570	Q08DM	564
0Q6BC	558	B52HR806	570		
119PN	577	C03RO	558		
124NN	568	C08RO	559		

ESPOSITORI
DISPLAY

FINITURE
FINISHES

INFO TECNICHE
TECHNICAL INFO

COMPLEMENTI
COMPLEMENTS

SICUREZZA
SAFETY

MAN. ALZANTI
PULL HAND FOR SLIDING DOORS

SCORREVOLI
SLIDING DOOR

POMOLI
KNOBS

BATTENTI
DOOR KNOCKER

MANIGLIONI
PULL HANDLE

MANIGLIE
HANDLES





Sicurezza Safety

Sicurezza e porte blindate *Safety and armoured doors*

Alfabetico Name

Sicurezza Bocchette *Safety escutcheons*



003 DM
pag. 554



008 DM
pag. 554



055 BC
pag. 554



055 BY
pag. 555



055 DM
pag. 555



062 BC
pag. 555



062 BN
pag. 556



062 BY
pag. 556



062 DM
pag. 556



082 BC
pag. 557



082 BN
pag. 557



082 BY
pag. 557



082 DM
pag. 558



0Q6 BC
pag. 558



C03 RO
pag. 558



C08 RO
pag. 559



C09 RO
pag. 559



C55 RO
pag. 559



C62 RO
pag. 560



CD 002
pag. 560



CD 006
pag. 560



CD 008
pag. 561



CD Q02
pag. 561



CD Q06
pag. 561



CD2 BY
pag. 562



CD6 BY
pag. 562



CD8 BY
pag. 562



CQ2 BY
pag. 563



CQ6 BY
pag. 563



CQ8 RO
pag. 563



Q08 DM
pag. 564

Sicurezza Mezze Maniglie *Half lever handle*



Alisè
pag. 565



Alisè
pag. 565

Sicurezza Mostrine *Safety doors escutcheon*



CD7 BY
pag. 566



CD7 RO
pag. 566



BY CD7
pag. 566

Sicurezza Nottolini *Small knobs*



052 NN
pag. 567



499 NN
pag. 567



502 NN
pag. 567



503 NN
pag. 568



512 NN
pag. 568



124 NN
pag. 568

Sicurezza Placche *Plate for armoured doors*



171KP-11
pag. 569



171KP-C8
pag. 569



171KP-D1
pag. 569



171KP-D6
pag. 569

Sicurezza Pomoli *Safety knobs*



A54 HR 062
pag. 570



A54 HR 806
pag. 570



B52 HR 806
pag. 570



E56 PF F62
pag. 571

Sicurezza Rosette *Safety Rose*



062 RO
pag. 572



082 RO
pag. 572

Sicurezza Segretini *Safety Small handle*



063 SP 007
pag. 573



070 SP 007
pag. 573



097 SP 007
pag. 573



124 SP 082
pag. 574



124 SP 4Q6
pag. 574



499 SP 406
pag. 574



499 SP 4Q6
pag. 575



512 SP 006
pag. 575



512 SP 007
pag. 575



512 SP 062
pag. 576



512 SP 406
pag. 576



514 SP 007
pag. 576

Sicurezza Accessori *Accessories Safety*



119 PN
pag. 577



637 DD
pag. 577

MANIGLIE
HANDLES

MANIGLIONI
PULL HANDLE

BATTENTI
DOOR KNOCKER

POMOLI
KNOBS

SCORREVOLI
SLIDING DOOR

MAN. ALZANTI
PULL HAND FOR SLIDING DOORS

SICUREZZA
SAFETY

COMPLEMENTI
COMPLEMENTS

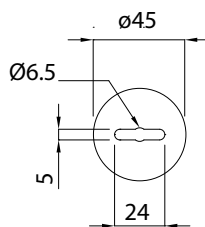
INFO TECNICHE
TECHNICAL INFO

FINITURE
FINISHES

ESPOSITORI
DISPLAY



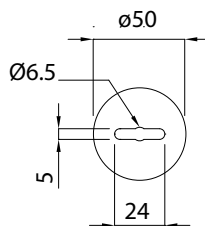
003 DM



Finiture *Finishes*



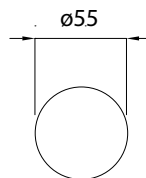
008 DM



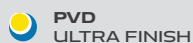
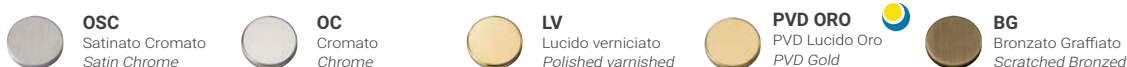
Finiture *Finishes*



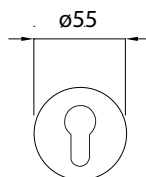
055 BC



Finiture *Finishes*



055 BY



Finiture *Finishes*



OSC
Satinato Cromato
Satin Chrome



OC
Cromato
Chrome



LV
Lucido verniciato
Polished varnished

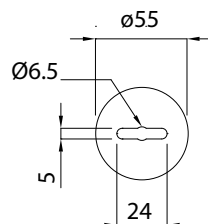



PVD ORO
PVD Lucido Oro
PVD Gold



BG
Bronzato Graffiato
Scratched Bronzed

055 DM



Finiture *Finishes*



OSC
Satinato Cromato
Satin Chrome



OC
Cromato
Chrome



LV
Lucido verniciato
Polished varnished

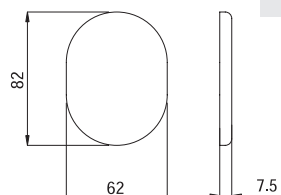


PVD ORO
PVD Lucido Oro
PVD Gold



BG
Bronzato Graffiato
Scratched Bronzed

062 BC



Finiture *Finishes*



OSC
Satinato Cromato
Satin Chrome



LV
Lucido verniciato
Polished varnished



VBN
Rustico
Rustic



BG
Bronzato Graffiato
Scratched Bronzed




AN
Antico
Antique



AGV
Argento vecchio
Old silver



SICUREZZA
SAFETY



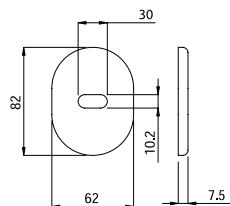
PVD
ULTRA FINISH



ANTIGERM™



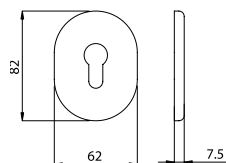
062 BN



Finiture Finishes



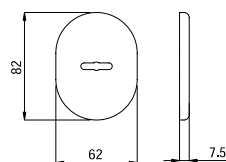
062 BY




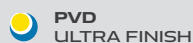
Finiture Finishes



062 DM



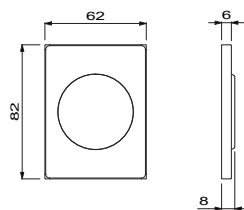
Finiture Finishes



*Materiale Alluminio Aluminium material



082 BC



Finiture *Finishes*

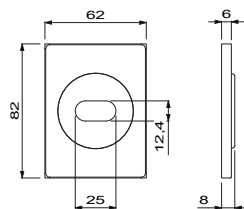


OSC
Satinato Cromato
Satin Chrome



OC
Cromato
Chrome

082 BN



Finiture *Finishes*

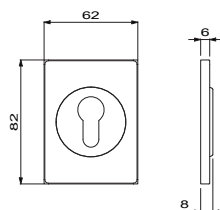


OSC
Satinato Cromato
Satin Chrome



OC
Cromato
Chrome

082 BY



Finiture *Finishes*



OSC
Satinato Cromato
Satin Chrome



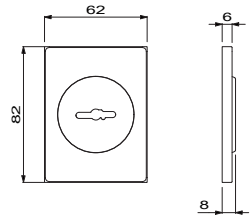
OC
Cromato
Chrome

 **Ottone**
Brass

SICUREZZA
SAFETY



082 DM



Finiture *Finishes*

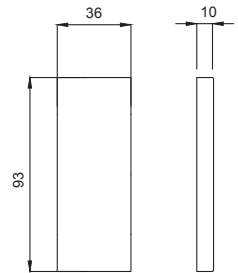


OSC
Satinato Cromato
Satin Chrome



OC
Cromato
Chrome

OQ6 BC



Finiture *Finishes*

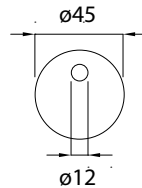


OSC
Satinato Cromato
Satin Chrome

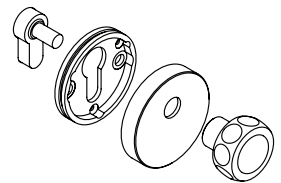


OC
Cromato
Chrome

CO3 RO



Esempio di applicazione
Mounting example



Finiture *Finishes*



OSC
Satinato Cromato
Satin Chrome



OC
Cromato
Chrome



LV
Lucido verniciato
Polished varnished



BG
Bronzato Graffiato
Scratched Bronzed



AN
Antico
Antique



AGV
Argento vecchio
Old silver



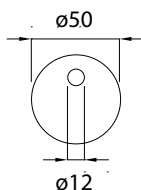
RX
Ruggine
Oxid



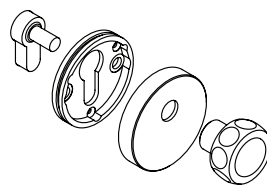
ANTIGERM™



C08 RO



Esempio di applicazione
Mounting example



Finiture *Finishes*



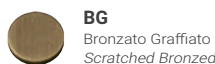
OSC
Satinato Cromato
Satin Chrome



OC
Cromato
Chrome



LV
Lucido verniciato
Polished varnished

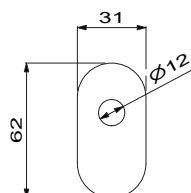


BG
Bronzato Graffiato
Scratched Bronzed

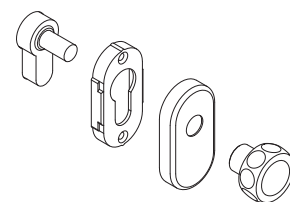


NR
Nero opaco RAL 9005
Matt black RAL 9005


C09 RO



Esempio di applicazione
Mounting example



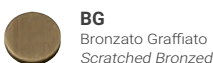
Finiture *Finishes*



OSC
Satinato Cromato
Satin Chrome

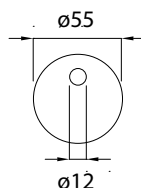


LV
Lucido verniciato
Polished varnished




BG
Bronzato Graffiato
Scratched Bronzed


C55 RO



Esempio di applicazione
Mounting example



Finiture *Finishes*



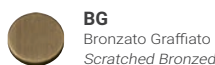
OSC
Satinato Cromato
Satin Chrome



OC
Cromato
Chrome



LV
Lucido verniciato
Polished varnished

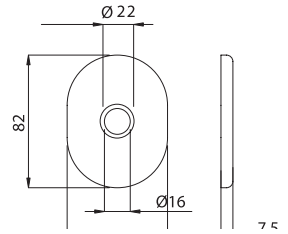


BG
Bronzato Graffiato
Scratched Bronzed



Ottone
Brass

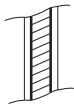
C62 RO



Finiture Finishes

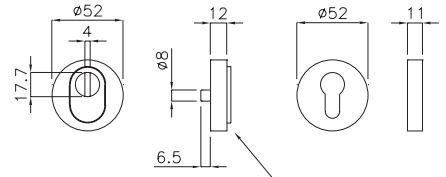
- | | | | | |
|---|---|---|---------------------------------------|--|
| OSC
Satinato Cromato
<i>Satin Chrome</i> | OC
Cromato
<i>Chrome</i> | PVD ORO
PVD Lucido Oro
<i>PVD Gold</i> | AN
Antico
<i>Antique</i> | AGV
Argento vecchio
<i>Old silver</i> |
| LV
Lucido verniciato
<i>Polished varnished</i> | BG
Bronzato Graffiato
<i>Scratched Bronzed</i> | VBN
Rustico
<i>Rustic</i> | | |

CD 002



Spessore porta da mm 64 (50*) a mm 90

Door thickness mm 64 (50*) a mm 90

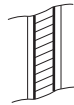


Regolabile per sporgenza cilindro da 8 a 15 mm
Adjustable for cylinder projection 8-15 mm

Finiture Finishes

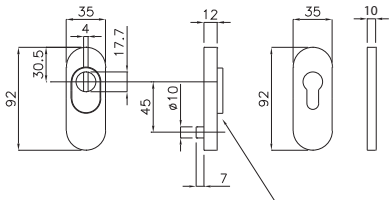
- | | | | | |
|---|---|--|---|---|
| OSC
Satinato Cromato
<i>Satin Chrome</i> | OC
Cromato
<i>Chrome</i> | NR
Nero opaco RAL 9005
<i>Matt black RAL 9005</i> | PVD ORO
PVD Lucido Oro
<i>PVD Gold</i> | PVD INOX
PVD Inox Satinato
<i>PVD Satin Inox</i> |
| LV
Lucido verniciato
<i>Polished varnished</i> | BG
Bronzato Graffiato
<i>Scratched Bronzed</i> | VBN
Rustico
<i>Rustic</i> | AN
Antico
<i>Antique</i> | AGV
Argento vecchio
<i>Old silver</i> |

CD 006



Spessore porta da mm 74 (60*) a mm 80

Door thickness mm 74 (60*) a mm 80



Regolabile per sporgenza cilindro da 8 a 15 mm
Adjustable for cylinder projection 8-15 mm

Finiture Finishes

- | | | | | |
|---|---|--|---|---|
| OSC
Satinato Cromato
<i>Satin Chrome</i> | OC
Cromato
<i>Chrome</i> | NR
Nero opaco RAL 9005
<i>Matt black RAL 9005</i> | PVD ORO
PVD Lucido Oro
<i>PVD Gold</i> | PVD INOX
PVD Inox Satinato
<i>PVD Satin Inox</i> |
| LV
Lucido verniciato
<i>Polished varnished</i> | BG
Bronzato Graffiato
<i>Scratched Bronzed</i> | AN
Antico
<i>Antique</i> | AGV
Argento vecchio
<i>Old silver</i> | PSB
PVD Satin Black
<i>PVD Satin Black</i> |

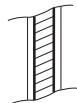
Ottone
Brass

ANTIGERM™

PVD
ULTRA FINISH

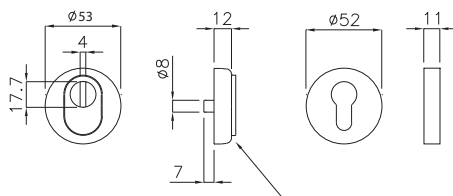
Safety

CD 008



Spessore porta da
mm 64 (50*) a mm 90

Door thickness
mm 64 (50*) a mm 90



Regolabile per sporgenza cilindro da 8 a 11 mm
Adjustable for cylinder projection 8-11 mm

Finiture Finishes



OSC
Satinato Cromato
Satin Chrome



OC
Cromato
Chrome



LV
Lucido verniciato
Polished varnished

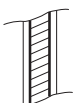


PVD ORO
PVD Lucido Oro
PVD Gold



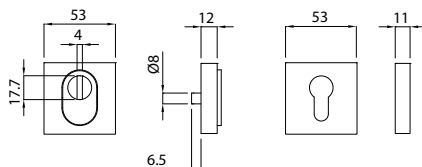
BG
Bronzato Graffiato
Scratched Bronzed

CD Q02



Spessore porta da
mm 64 (50*) a mm 90

Door thickness
mm 64 (50*) a mm 90



Regolabile per sporgenza cilindro da 8 a 15 mm
Adjustable for cylinder projection 8-15 mm

Finiture Finishes



OSC
Satinato Cromato
Satin Chrome

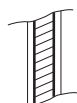


OC
Cromato
Chrome



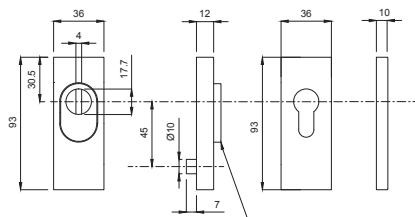
PVD INOX
PVD Inox Satinato
PVD Satin Inox

CD Q06



Spessore porta da
mm 74 (60*) a mm 80

Door thickness
mm 74 (60*) a mm 80



Regolabile per sporgenza cilindro da 8 a 15 mm
Adjustable for cylinder projection 8-15 mm

Finiture Finishes



OSC
Satinato Cromato
Satin Chrome



OC
Cromato
Chrome



PVD INOX
PVD Inox Satinato
PVD Satin Inox

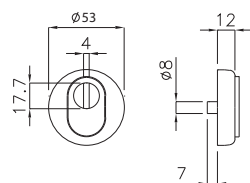



**Ottone
Brass**

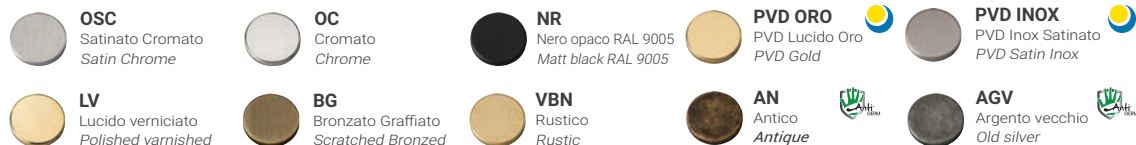


**PVD
ULTRA FINISH**

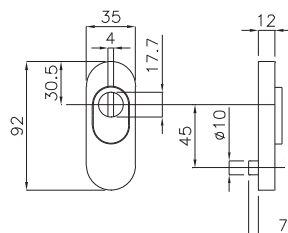
CD2 BY 001



Finiture Finishes



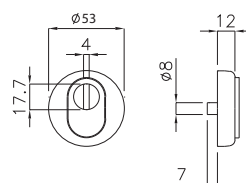
CD6 BY 001



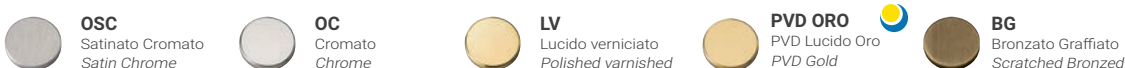
Finiture Finishes



CD8 BY 001



Finiture Finishes



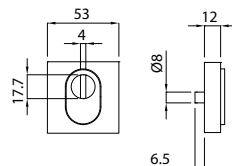
ANTIGERM™



PVD
ULTRA FINISH



CQ2 BY 001



Finiture *Finishes*



OSC
Satinato Cromato
Satin Chrome



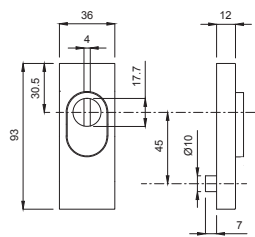
OC
Cromato
Chrome



PVD INOX
PVD Inox Satinato
PVD Satin Inox



CQ6 BY 001



Finiture *Finishes*



OSC
Satinato Cromato
Satin Chrome



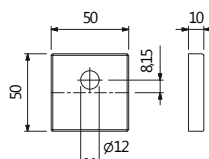
OC
Cromato
Chrome



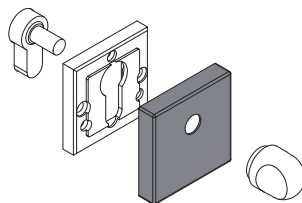
PVD INOX
PVD Inox Satinato
PVD Satin Inox



CQ8 RO



Esempio di applicazione
Mounting example



Finiture *Finishes*



OSC
Satinato Cromato
Satin Chrome



OC
Cromato
Chrome



NR
Nero opaco RAL 9005
Matt black RAL 9005



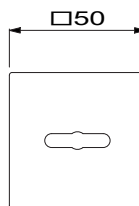
Ottone
Brass



PVD
ULTRA FINISH



Q08 DM



Finiture *Finishes*



OSC
Satinato Cromato
Satin Chrome



OC
Cromato
Chrome

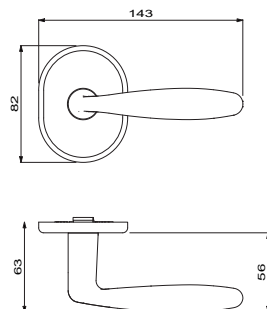
Finiture *Finishes*



Ottone
Brass

Alisè

171HM062



Finiture *Finishes*



ZSC
Satinato Cromato*
Satin Chrome*



PVD ORO
PVD Lucido Oro
PVD Gold



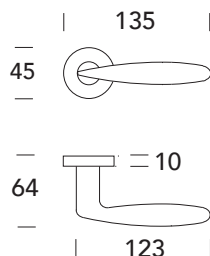
LV
Lucido verniciato
Polished varnished



BG
Bronzato Graffiato
Scratched Bronzed

Alisè

171HM416



Finiture *Finishes*



ZSC
Satinato Cromato*
Satin Chrome*



PVD ORO
PVD Lucido Oro
PVD Gold



LV
Lucido verniciato
Polished varnished



BG
Bronzato Graffiato
Scratched Bronzed

SICUREZZA
SAFETY



Ottone
Brass

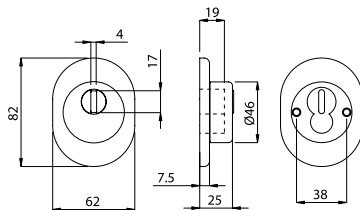


PVD
ULTRA FINISH

*Materiale TeknoMetal TeknoMetal material



CD7 BY 001



Finiture *Finishes*



OSC
Satinato Cromato
Satin Chrome



LV
Lucido verniciato
Polished varnished



BG
Bronzato Graffiato
Scratched Bronzed



AGV
Argento vecchio
Old silver

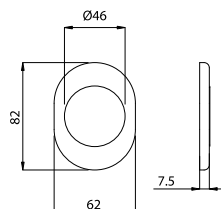


AN
Antico
Antique



VBN
Rustico
Rustic

CD7 RO



Finiture *Finishes*



OSC
Satinato Cromato
Satin Chrome



LV
Lucido verniciato
Polished varnished



BG
Bronzato Graffiato
Scratched Bronzed



VBN
Rustico
Rustic



AA-F1
All. Anodizzato Argento*
*Anodized Silver Alum.**



AA-F4
All. Anodizzato Bronzo*
*Anodized Bronzed Alum.**



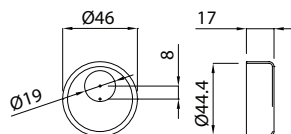
AN
Antico
Antique



AGV
Argento vecchio
Old silver



COPBY CD7



Finiture *Finishes*



OSC
Satinato Cromato
Satin Chrome



LV
Lucido verniciato
Polished varnished



BG
Bronzato Graffiato
Scratched Bronzed



VBN
Rustico
Rustic



AA-F1
All. Anodizzato Argento*
*Anodized Silver Alum.**




AA-F4
All. Anodizzato Bronzo*
*Anodized Bronzed Alum.**



AN
Antico
Antique



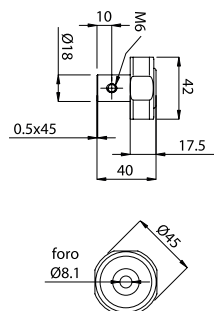

AGV
Argento vecchio
Old silver



*Materiale Alluminio *Aluminium material*



052 NN



Finiture Finishes



OSC
Satinato Cromato
Satin Chrome



OC
Cromato
Chrome

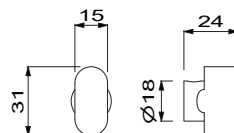



LV
Lucido verniciato
Polished varnished



BG
Bronzato Graffiato
Scratched Bronzed

499 NN



Finiture Finishes



ZSC
Satinato Cromato
Satin Chrome

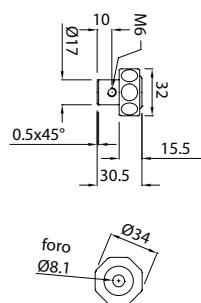



ZCR
Cromato
Chrome



ZLV
Lucido verniciato
Polished varnished

502 NN



Finiture Finishes



OSC
Satinato Cromato
Satin Chrome



OC
Cromato
Chrome



LV
Lucido verniciato
Polished varnished



BG
Bronzato Graffiato
Scratched Bronzed



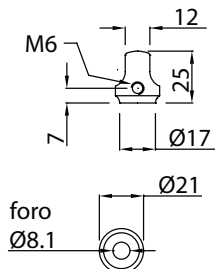

Ottone
Brass



TeknoMetal



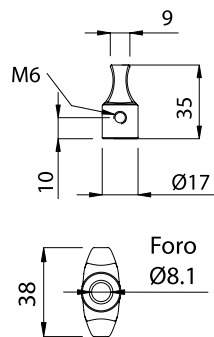

503 NN



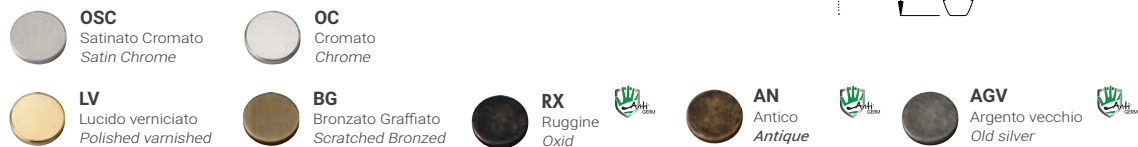
Finiture Finishes



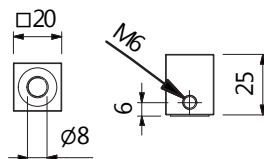

512 NN




Finiture Finishes



124 NN

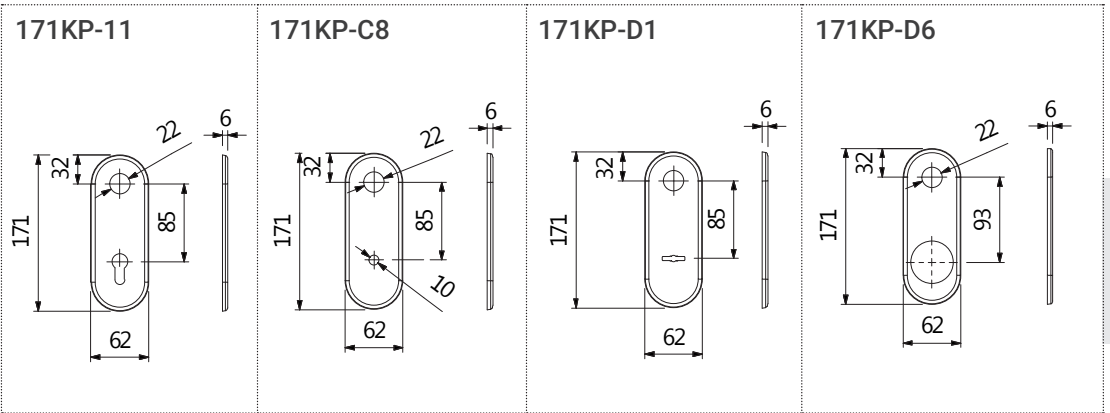


Finiture Finishes





171 KP



SICUREZZA
SAFETY

Finiture *Finishes*

- | | | | |
|--|--|---|--|
| <p>OC
Cromato
<i>Chrome</i></p> | <p>OSC
Satinato Cromato
<i>Satin Chrome</i></p> | <p>SC
Aluplus Satin, cromato*
<i>Aluplus Satin chrome*</i></p> | <p>LV
Lucido verniciato
<i>Polished varnished</i></p> |
| <p>AA-F1
All. Anodizzato Argento*
<i>Anodized Silver Alum.*</i></p> | <p>AA-F4
All. Anodizzato Bronzo*
<i>Anodized Bronzed Alum.*</i></p> | <p>BG
Bronzato Graffiato
<i>Scratched Bronzed</i></p> | <p>AN
Antico
<i>Antique</i></p> |
| <p>AGV
Argento vecchio
<i>Old silver</i></p> | <p>ANTIGERM™</p> | | |

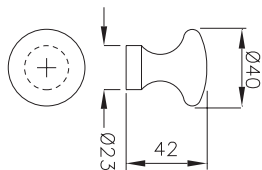

Ottone
Brass

ANTIGERM™


*Materiale Alluminio *Aluminium material*



A54 HR 062



Finiture *Finishes*



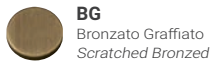
OSC
Satinato Cromato
Satin Chrome



OC
Cromato
Chrome



LV
Lucido verniciato
Polished varnished



BG
Bronzato Graffiato
Scratched Bronzed



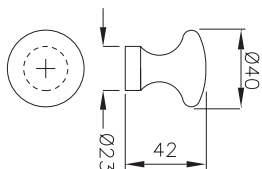
AN
Antico
Antique




AGV
Argento vecchio
Old silver



A54 HR 806



Finiture *Finishes*



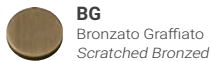
OSC
Satinato Cromato
Satin Chrome



OC
Cromato
Chrome



LV
Lucido verniciato
Polished varnished



BG
Bronzato Graffiato
Scratched Bronzed



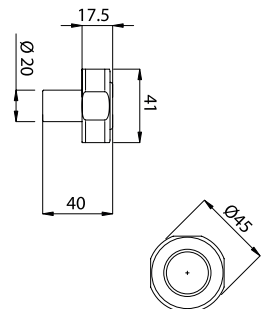
AN
Antico
Antique



AGV
Argento vecchio
Old silver



B52 HR 806



Finiture *Finishes*



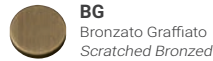
OSC
Satinato Cromato
Satin Chrome



OC
Cromato
Chrome



LV
Lucido verniciato
Polished varnished



BG
Bronzato Graffiato
Scratched Bronzed



Ottone
Brass

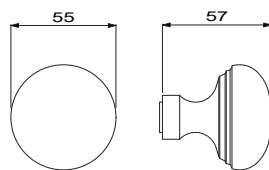



ANTIGERM™




Safety

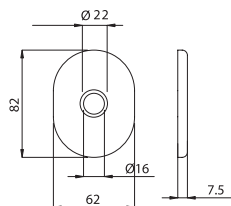
E56 PF F62



Finiture *Finishes*

- | | | | | | | |
|--|---|--|---|--|---|---|
|  OSC
Satinato Cromato
<i>Satin Chrome</i> |  PVD ORO
PVD Lucido Oro
<i>PVD Gold</i> |  LV
Lucido verniciato
<i>Polished varnished</i> |  BG
Bronzato Graffiato
<i>Scratched Bronzed</i> |  VBN
Rustico
<i>Rustic</i> |  AN
Antico
<i>Antique</i> |  AGV
Argento vecchio
<i>Old silver</i> |
|--|---|--|---|--|---|---|

062 RO



Finiture *Finishes*



OSC
Satinato Cromato
Satin Chrome



OC
Cromato
Chrome



LV
Lucido verniciato
Polished varnished



BG
Bronzato Graffiato
Scratched Bronzed



PVD ORO
PVD Lucido Oro
PVD Gold



AA-F1
All. Anodizzato Argento*
*Anodized Silver Alum.**



AA-F4
All. Anodizzato Bronzo*
*Anodized Bronzed Alum.**



LR
Lucido naturale
Natural brass



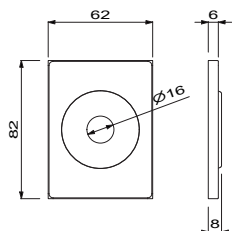
AN
Antico
Antique



AGV
Argento vecchio
Old silver



082 RO



Finiture *Finishes*



OSC
Satinato Cromato
Satin Chrome



OC
Cromato
Chrome



Ottone
Brass



ANTIGERM™

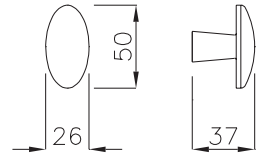


PVD
ULTRA FINISH



Safety

063 SP 007



Finiture *Finishes*



OSC
Satinato Cromato
Satin Chrome



OC
Cromato
Chrome

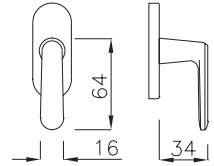


LV
Lucido verniciato
Polished varnished



BG
Bronzato Graffiato
Scratched Bronzed

070 SP 007



Finiture *Finishes*



OSC
Satinato Cromato
Satin Chrome



OC
Cromato
Chrome



LV
Lucido verniciato
Polished varnished



BG
Bronzato Graffiato
Scratched Bronzed



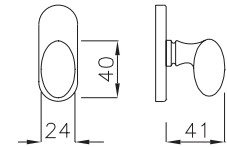
AN
Antico
Antique



AGV
Argento vecchio
Old silver



097 SP 007



Finiture *Finishes*



OSC
Satinato Cromato
Satin Chrome



OC
Cromato
Chrome



LV
Lucido verniciato
Polished varnished



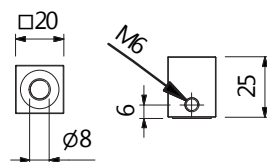
OB
Ottone Bronzato
Bronzed brass




ANTIGERM™



124 SP 082



Finiture *Finishes*

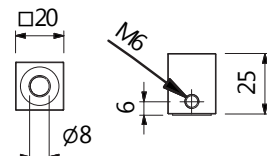


OSC
Satinato Cromato
Satin Chrome



OC
Cromato
Chrome

124 SP 4Q6



Finiture *Finishes*

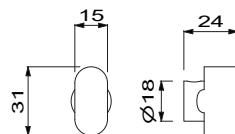


OSC
Satinato Cromato
Satin Chrome



OC
Cromato
Chrome

499 SP 406



Finiture *Finishes*



ZSC
Satinato Cromato
Satin Chrome



ZCR
Cromato
Chrome



Ottone
Brass



TeknoMetal

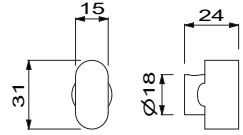


ANTIGERM™



Safety

499 SP 4Q6



Finiture *Finishes*

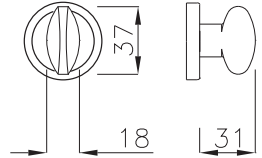


ZSC
Satinato Cromato
Satin Chrome



ZCR
Cromato
Chrome

512 SP 006



Finiture *Finishes*



OSC
Satinato Cromato
Satin Chrome



LV
Lucido verniciato
Polished varnished



BG
Bronzato Graffiato
Scratched Bronzed



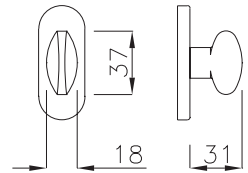
AN
Antico
Antique



AGV
Argento vecchio
Old silver



512 SP 007



Finiture *Finishes*



OSC
Satinato Cromato
Satin Chrome



LV
Lucido verniciato
Polished varnished



BG
Bronzato Graffiato
Scratched Bronzed



AN
Antico
Antique



AGV
Argento vecchio
Old silver



Ottone
Brass



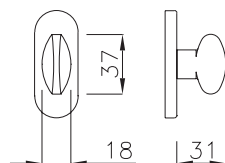
TeknoMetal



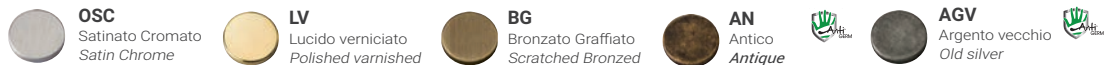
ANTIGERM™



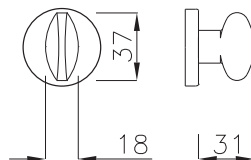
512 SP 062



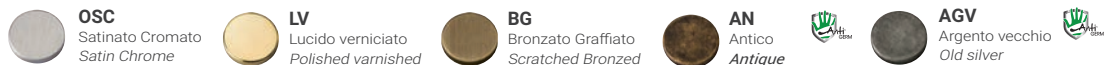
Finiture *Finishes*



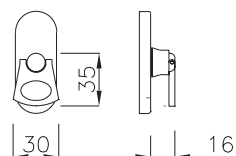
512 SP 406



Finiture *Finishes*



514 SP 007



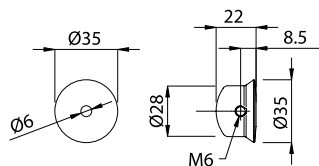
Finiture *Finishes*



ANTIGERM™



119 PN



Esempio di applicazione pomolino per limitatore di apertura su porte blindate

Mounting example for opening limiting device knob for armour plated front doors

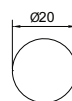
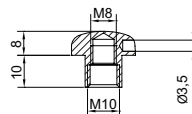
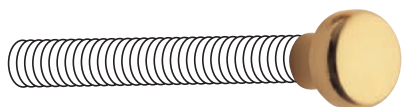
Finiture Finishes



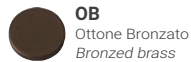
637 DD



Copridado



Finiture Finishes



SICUREZZA
SAFETY



COMPLEMENTI COMPLEMENTS





Complementi

Complements

Indice per codice

Code index

Code	pag.	Code	pag.	Code	pag.	Code	pag.
003BC	586	073CT500	606	124DWQ15	634	220CT	607
003BN	586	073CT600	606	124DWQ90	634	265KP	616
003BY	587	073IN00N	606	124GWQ90	635	265KP00Y	616
005BN	587	073IN00S	606	124NO	618	265KP11	616
005BY	588	074CT100	606	124NO4Q6	618	290PA	662
006BN	588	074CT150	606	124NOJQ8	618	295PA	662
006BY	589	074CT200	606	124NOQ01	619	302MKQ15	636
007BN	589	074CT250	606	124NOQ22	619	305PA	662
007BY	590	074CT300	606	124NOQN6	619	311MK015	636
008BC	590	075CT200	607	124PN	660	327TP	666
008BN	591	075CT250	607	124SWQ90	635	410AT150	632
008BY	591	075CT300	607	140FE100	637	410AT200	632
009BC	592	075CT400	607	140FE120	637	410NLA15	632
009BN	592	075CT500	607	140FE140	637	410NLA18	632
009BV	593	075IN00C	607	140FE160	637	410NLA20	632
009BY	593	075IN00D	607	142MRQ15	639	410NLA22	632
022BN	594	075IN00S	607	165PN020	661	410NLA25	632
022BY	594	0B7BY	594	165PN025	661	411NL	632
049KP	616	101NZ	640	166PN020	661	411NT	633
049KP00Y	616	102TV	641	166PN025	661	426NT020	640
049KP11	616	105CT035	650	166PN030	661	426NT025	640
063CT003	605	105CT050	650	183MR015	639	426NT030	640
063CT006	605	105CT065	650	190CR063	631	431CA	651
063CT007	605	105CT075	650	190CR950	631	437TP	666
071CT150	605	105CT090	650	195FE	612	503NO	620
071CT200	605	105CT100	650	199FE	612	503NO005	620
072CT150	605	105CT120	650	200FE	612	503NO006	621
072CT200	605	114MT	655	202BN	595	503NO022	621
072CT250	605	121PN022	660	202BY	595	503NO202	622
072CT300	605	121PN028	660	202FE	613	503NO406	622
072CT400	605	121PN034	660	211CT040	650	503NO4Q6	623
073CT200	606	121PN040	660	212CT050	650	503NO806	623
073CT250	606	122PN020	660	213CT065	650	503NOF03	624
073CT300	606	122PN025	660	214CT075	650	503NOJ08	624
073CT400	606	122PN030	660	215CT100	650	503NOJQ8	624

Code	pag.	Code	pag.	Code	pag.	Code	pag.	MANIGLIE HANDLES
503NOQ22	625	614IN00R	658	646TV022	643	829ANG20	611	MANIGLIONI PULL HANDLE
503NOQN6	625	614IN10A	658	646TV025	643	829ANU18	611	
503NOT36	625	614IN15A	658	646TV030	643	831CA	651	
510CE	608	614IN20A	658	647TP	667	950CR950	630	
511CE	608	614IN25A	658	649RU	652	950NL	633	
512CE	608	614NZ	658	650RU	652	950NT	633	
512NO006	626	616NZ	659	661NZ043	659	C67RO	644	
512NO202	626	620GA	615	662NZ050	659	C71RO	645	
512NOT36	627	621SU	663	663NZ060	659	CD75A	645	
513CE	609	622SU	663	664NZ070	659	CDJ08 2B	596	
514CE	609	623SU	663	705NP	656	CDJ08 2Y	596	
515MT	655	624GA030	654	705NU	656	CDJQ8 2B	596	
515VM	609	624GA040	654	706NU000	656	CDJQ8 2Y	597	
516MT	655	627SU	664	722TP	604	CDQ7A	646	
531CA	651	628SU	664	722TP006	604	J16CR950	630	
563FE	613	629SU	664	722TP007	604	Q01BN	597	
601FE	637	630SU	665	728TP	604	Q01BY	597	
603FE00P	637	632IN	641	730M1845	644	Q04BN	598	
603FE060	638	632TV015	641	735M1845	644	Q04BY	598	
603FE080	638	632TV020	641	750M1845	644	Q08BC	598	
603FE100	638	632TV025	641	785M1845	644	Q08BN	599	
603FE120	638	633CN	615	820AN013	610	Q08BY	599	
603FE140	638	636CN	615	820AN014	610	Q09BC	600	
603FE200	638	639IN005	642	820AN016	610	Q09BN	600	
603FE250	638	639IN010	642	821AN014	610	Q09BY	600	
604IN00A	657	639IN015	642	821AN015	610	Q22BN	601	
604IN00B	657	639IN020	642	821AN016	610	Q22BY	601	
604NZ	657	639IN022	642	821AN020	610	Q30B1	617	
605IN00B	658	639IN025	642	821AN915	610	Q30TP	617	
605IN10A	658	639IN030	642	821ANG15	610	Q65KP	617	
605IN15A	658	639INS05	642	821ANG18	610	Q65KP00Y	617	
605IN20A	658	639INS10	642	821ANG20	610	Q65KP11	617	
605IN25A	658	639INS15	642	821ANU18	610	T01BN	602	
605IN30A	658	639INS20	642	828AN013	611	T01BY	602	
605NZ	657	639INS22	642	828AN014	611	T33BN	603	
606FE	613	639INS25	642	828AN016	611	T36BN	603	
607FE	614	639INS30	642	829AN014	611	T42CR950	630	
608GA034	653	639TV	642	829AN015	611			
608GA041	653	646IN	643	829AN016	611			
608GA046	653	646TP	666	829AN020	611			
609GA	653	646TV000	643	829AN915	611			
610GA	653	646TV010	643	829AN916	611			
613GA	654	646TV015	643	829ANG15	611			
614IN000	658	646TV018	643	829ANG16	611			
614IN00B	658	646TV020	643	829ANG18	611			

MANIGLIONI
PULL HANDLEBATTENTI
DOOR KNOCKERPOMOLI
KNOBSSCORREVOLI
SLIDING DOORMAN. ALZANTI
PULL HAND FOR SLIDING DOORSSICUREZZA
SAFETYCOMPLEMENTI
COMPLEMENTSINFO TECNICHE
TECHNICAL INFOFINITURE
FINISHESESPOSITORI
DISPLAY

Complementi per porte

Complements for doors

Alfabetico Name

Bocchette Escutcheons



003 BC
pag. 586



003 BN
pag. 586



003 BY
pag. 587



005 BN
pag. 587



005 BY
pag. 588



006 BN
pag. 588



006 BY
pag. 589



007 BN
pag. 589



007 BY
pag. 590



008 BC
pag. 590



008 BN
pag. 591



008 BY
pag. 591



009 BC
pag. 592



009 BN
pag. 592



009 BV
pag. 593



009 BY
pag. 593



022 BN
pag. 594



022 BY
pag. 594



0B7 BY
pag. 594



202 BN
pag. 595



202 BY
pag. 595



CD J08 2B
pag. 596



CD J08 2Y
pag. 596



CD JQ8 2B
pag. 596



CD JQ8 2Y
pag. 597



Q01 BN
pag. 597



Q01 BY
pag. 597



Q04 BN
pag. 598



Q04 BY
pag. 598



Q08 BC
pag. 598



Q08 BN
pag. 599



Q08 BY
pag. 599



Q09 BC
pag. 600



Q09 BN
pag. 600



Q09 BY
pag. 600



Q22 BN
pag. 601



Q22 BY
pag. 601



T01 BN
pag. 602



T01 BY
pag. 602



T33 BN
pag. 603



T36 BN
pag. 603

Alfabetico Name

Bucalettera *Letterplates*



728 TP
pag. 604

Campanelli *Door bells push*



722 TP
pag. 604



722 TP 006
pag. 604




722 TP 007
pag. 604

Catenacci *Door bolts*




063 CT 003
pag. 605



063 CT 006
pag. 605



063 CT 007
pag. 605



071 CT
pag. 605



072CT
pag. 605



073 CT
pag. 606



073 IN 00N
pag. 606



073 IN 00N
pag. 606



074CT
pag. 606



075CT
pag. 607



075 IN 00C
pag. 607



075 IN 00D
pag. 607



075 IN 00S
pag. 607



220 CT
pag. 607

Cerniere *Door hinges*



510 CE
pag. 608



511 CE
pag. 608



512 CE
pag. 608



513 CE
pag. 609



514 CE
pag. 609



515 VM
pag. 609



Complementi per porte

Complements for doors

Alfabetico Name

Coprianuba *Cover Anuba hinges*



820 AN
pag. 610



821 AN
pag. 610



828 AN
pag. 611



829 AN
pag. 611

Fermaporte *Doorstops*



195 FE
pag. 612



199 FE
pag. 612



200 FE
pag. 612



202 FE
pag. 613



563 FE
pag. 613



606 FE
pag. 613



607 FE
pag. 614

Ganci e catenelle *Hooks and chains*



620 GA
pag. 615




633 CN
pag. 615



636 CN
pag. 615

Placche *Plates*



049 KP
pag. 616



265 KP
pag. 616



Q65 KP
pag. 617

Spioncini *Door viewers*



Q30 TP
pag. 617



Q30 B1
pag. 617

Alfabetico Name

Nottolini WC *WC sets with turn and release*




124 NO
pag. 618



124 NO 4Q6
pag. 618



124 NO JQ8
pag. 618



124 NO Q01
pag. 619




124 NO Q22
pag. 619



124 NO QN6
pag. 619



503 NO
pag. 620



503 NO 005
pag. 620



503 NO 006
pag. 621



503 NO 022
pag. 621



503 NO 202
pag. 622



503 NO 406
pag. 622



503 NO 4Q6
pag. 623



503 NO 806
pag. 623



503 NO F03
pag. 624



503 NO J08
pag. 624



503 NO JQ8
pag. 624



503 NO Q22
pag. 625



503 NO QN6
pag. 625



503 NO T36
pag. 625



512 NO 006
pag. 626



512 NO 202
pag. 626



512 NO T36
pag. 626

MANIGLIE
HANDLES

MANIGLIONI
PULL HANDLE

BATTENTI
DOOR KNOCKER

POMOLI
KNOBS

SCORREVOLI
SLIDING DOOR

MAN. ALZANTI
PULL HAND FOR SLIDING DOORS

SICUREZZA
SAFETY

COMPLEMENTI
COMPLEMENTS

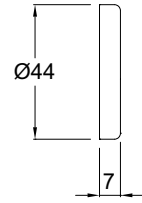
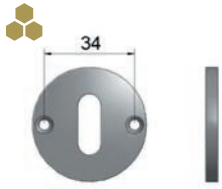
INFO TECNICHE
TECHNICAL INFO

FINITURE
FINISHES

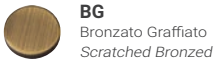
ESPOSITORI
DISPLAY



003 BC




Finiture *Finishes*



BG
Bronzato Graffiato
Scratched Bronze



LV
Lucido verniciato
Polished varnished

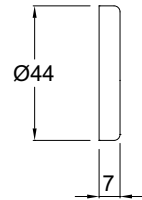


OSC
Satinato Cromato
Satin Chrome



OC
Cromato
Chrome

003 BN



Finiture *Finishes*



OSC
Satinato Cromato
Satin Chrome



OC
Cromato
Chrome



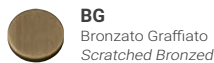
NR
Nero opaco RAL 9005
Matt black RAL 9005



PVD ORO
PVD Lucido Oro
PVD Gold



LV
Lucido verniciato
Polished varnished



BG
Bronzato Graffiato
Scratched Bronze



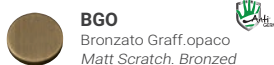
VBN
Rustico
Rustic



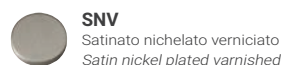
NC
Nero California
Black California



PSB
PVD Satin Black
PVD Satin Black



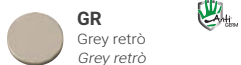
BGO
Bronzato Graff.opaco
Matt Scratch. Bronze



SNV
Satinato nichelato verniciato
Satin nickel plated varnished



AN
Antico
Antique



GR
Grey retrò
Grey retrò



LR
Lucido naturale
Natural brass



SNVO
Satinato nichelato vern. opaco
Matt Satin nickel plated varn.




RX
Ruggine
Oxid



PVD INOX
PVD Inox Satinato
PVD Satin Inox



AGV
Argento vecchio
Old silver




OBT
Bronzo Toscana
Toscana Bronze



Ottone
Brass



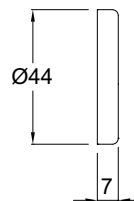
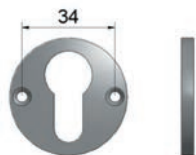
PVD
ULTRA FINISH



ANTIGERM™

Complement for doors

003 BY



Finiture *Finishes*



OSC
Satinato Cromato
Satin Chrome



OC
Cromato
Chrome



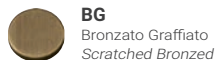
NR
Nero opaco RAL 9005
Matt black RAL 9005



PVD ORO
PVD Lucido Oro
PVD Gold




LV
Lucido verniciato
Polished varnished



BG
Bronzato Graffiato
Scratched Bronzed



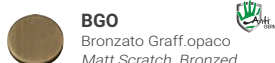
VBN
Rustico
Rustic



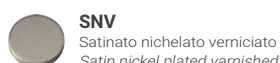
NC
Nero California
Black California



PSB
PVD Satin Black
PVD Satin Black



BGO
Bronzato Graff.opaco
Matt Scratch. Bronzed



SNV
Satinato nichelato verniciato
Satin nickel plated varnished



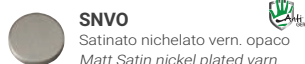
AN
Antico
Antique



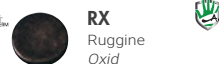
GR
Grey retrò
Grey retrò



LR
Lucido naturale
Natural brass



SNVO
Satinato nichelato vern. opaco
Matt Satin nickel plated varn.




RX
Ruggine
Oxid



PVD INOX
PVD Inox Satinato
PVD Satin Inox

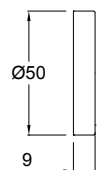



AGV
Argento vecchio
Old silver



OBT
Bronzo Toscana
Toscana Bronze

005 BN



Finiture *Finishes*



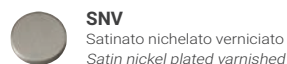
LV
Lucido verniciato
Polished varnished




OSC
Satinato Cromato
Satin Chrome



OC
Cromato
Chrome



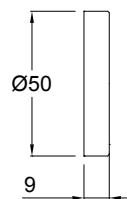
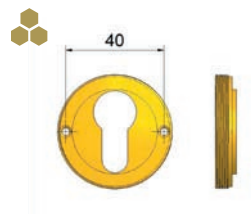
SNV
Satinato nichelato verniciato
Satin nickel plated varnished



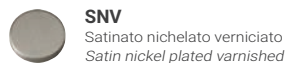
COMPLEMENTI
COMPLEMENTS



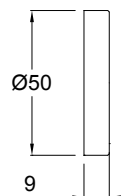
005 BY




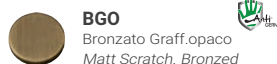

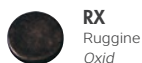
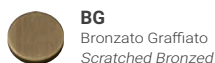
Finiture *Finishes*



006 BN

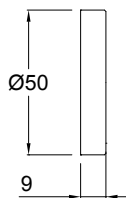
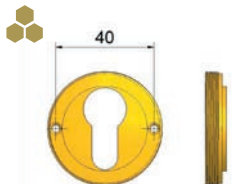


Finiture *Finishes*



Complement for doors

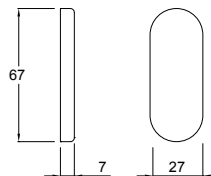
006 BY















Finiture *Finishes*

 OSC Satinato Cromato <i>Satin Chrome</i>	 OC Cromato <i>Chrome</i>	 VBN Rustico <i>Rustic</i>	 PVD ORO PVD Lucido Oro <i>PVD Gold</i>
 LV Lucido verniciato <i>Polished varnished</i>	 BG Bronzato Graffiato <i>Scratched Bronzed</i>	 RX Ruggine <i>Oxid</i>	 NC Nero California <i>Black California</i>
 BGO Bronzato Graff.opaco <i>Matt Scratch. Bronzed</i>	 AN Antico <i>Antique</i>	 AGV Argento vecchio <i>Old silver</i>	 PVD INOX PVD Inox Satinato <i>PVD Satin Inox</i>
 GR Grey retrò <i>Grey retrò</i>	 LR Lucido naturale <i>Natural brass</i>	 SNVO Satinato nichelato vern. opaco <i>Matt Satin nickel plated varn.</i>	

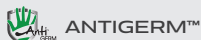
007 BN



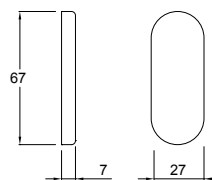
Finiture *Finishes*

 OSC Satinato Cromato <i>Satin Chrome</i>	 OC Cromato <i>Chrome</i>	 VBN Rustico <i>Rustic</i>	 LR Lucido naturale <i>Natural brass</i>
 LV Lucido verniciato <i>Polished varnished</i>	 BG Bronzato Graffiato <i>Scratched Bronzed</i>	 RX Ruggine <i>Oxid</i>	 NC Nero California <i>Black California</i>
 BGO Bronzato Graff.opaco <i>Matt Scratch. Bronzed</i>	 AN Antico <i>Antique</i>	 AGV Argento vecchio <i>Old silver</i>	 GR Grey retrò <i>Grey retrò</i>

COMPLEMENTI
COMPLEMENTS



007 BY



Finiture *Finishes*

OSC
Satinato Cromato
Satin Chrome

OC
Cromato
Chrome

VBN
Rustico
Rustic

LR
Lucido naturale
Natural brass

LV
Lucido verniciato
Polished varnished

BG
Bronzato Graffiato
Scratched Bronzed

RX
Ruggine
Oxid



NC
Nero California
Black California



BGO
Bronzato Graff. opaco
Matt Scratch. Bronzed



AN
Antico
Antique



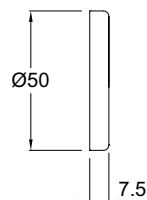
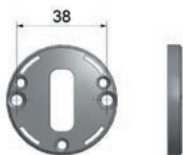
AGV
Argento vecchio
Old silver



GR
Grey retrò
Grey retrò



008 BC



Finiture *Finishes*

OSC
Satinato Cromato
Satin Chrome

OC
Cromato
Chrome

NR
Nero opaco RAL 9005
Matt black RAL 9005

SNV
Satinato nichelato verniciato
Satin nickel plated varnished

LV
Lucido verniciato
Polished varnished

BG
Bronzato Graffiato
Scratched Bronzed

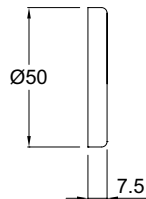
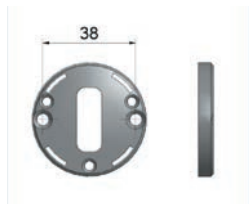
OS
Satinato verniciato
Matt scratched varnished



ANTIGERM™




Complement for doors

008 BN



Finiture Finishes

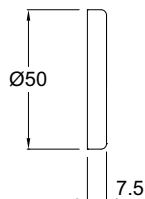
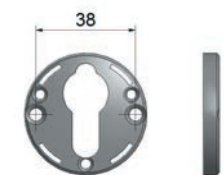
-  **OC**
Satinato Cromato
Satin Chrome
-  **LV**
Lucido verniciato
Polished varnished
-  **PSB**
PVD Satin Black
PVD Satin Black
-  **PVD ORO**
PVD Lucido Oro
PVD Gold

-  **OC**
Cromato
Chrome
-  **BG**
Bronzato Graffiato
Scratched Bronzed
-  **SNV**
Satinato nichelato verniciato
Satin nickel plated varnished

-  **AGV**
Argento vecchio
Old silver
-  **BGO**
Bronzato Graff.opaco
Matt Scratch. Bronzed
-  **SNVO**
Satinato nichelato vern. opaco
Matt Satin nickel plated varn.




-  **PVD INOX**
PVD Inox Satinato
PVD Satin Inox
-  **AN**
Antico
Antique

008 BY



Finiture Finishes

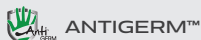
-  **OC**
Satinato Cromato
Satin Chrome
-  **LV**
Lucido verniciato
Polished varnished
-  **PSB**
PVD Satin Black
PVD Satin Black
-  **PVD ORO**
PVD Lucido Oro
PVD Gold

-  **OC**
Cromato
Chrome
-  **BG**
Bronzato Graffiato
Scratched Bronzed
-  **SNV**
Satinato nichelato verniciato
Satin nickel plated varnished

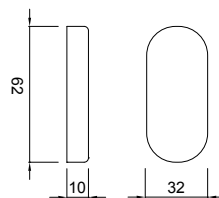
-  **AGV**
Argento vecchio
Old silver
-  **BGO**
Bronzato Graff.opaco
Matt Scratch. Bronzed
-  **NR**
Nero opaco RAL 9005
Matt black RAL 9005

-  **PVD INOX**
PVD Inox Satinato
PVD Satin Inox
-  **AN**
Antico
Antique
-  **SNVO**
Satinato nichelato vern. opaco
Matt Satin nickel plated varn.


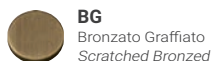
COMPLEMENTI
COMPLEMENTS



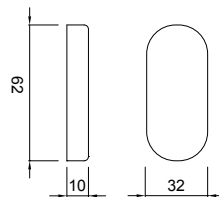
009 BC





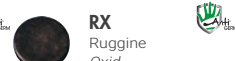
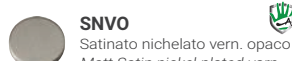
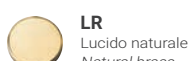
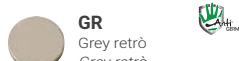
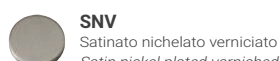
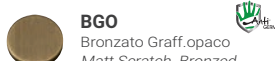
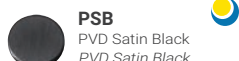

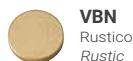
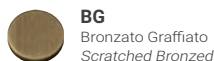
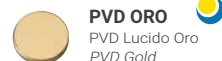
Finiture *Finishes*



009 BN

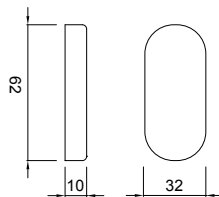


Finiture *Finishes*

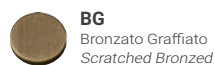


Complement for doors

009 BV



Finiture *Finishes*




BG
Bronzato Graffiato
Scratched Bronzed



LV
Lucido verniciato
Polished varnished

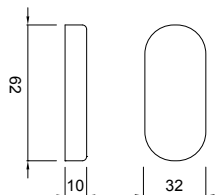


OC
Cromato
Chrome



OSC
Satinato Cromato
Satin Chrome

009 BY



Finiture *Finishes*



OSC
Satinato Cromato
Satin Chrome



OC
Cromato
Chrome



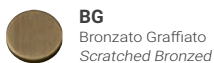
NR
Nero opaco RAL 9005
Matt black RAL 9005



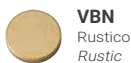
PVD ORO
PVD Lucido Oro
PVD Gold




LV
Lucido verniciato
Polished varnished



BG
Bronzato Graffiato
Scratched Bronzed



VBN
Rustico
Rustic



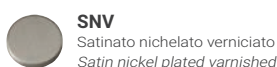
NC
Nero California
Black California



PSB
PVD Satin Black
PVD Satin Black



BGO
Bronzato Graff.opaco
Matt Scratch. Bronzed



SNV
Satinato nichelato verniciato
Satin nickel plated varnished



AN
Antico
Antique



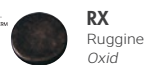
GR
Grey retrò
Grey retrò



LR
Lucido naturale
Natural brass



SNVO
Satinato nichelato vern. opaco
Matt Satin nickel plated varn.



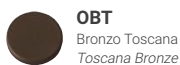
RX
Ruggine
Oxid



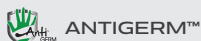
PVD INOX
PVD Inox Satinato
PVD Satin Inox



AGV
Argento vecchio
Old silver



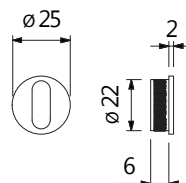
OBT
Bronzo Toscana
Toscana Bronze



COMPLEMENTI
COMPLEMENTS



022 BN



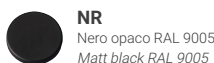
Finiture *Finishes*



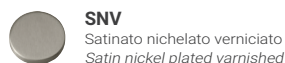
OSC
Satinato Cromato
Satin Chrome



OC
Cromato
Chrome



NR
Nero opaco RAL 9005
Matt black RAL 9005

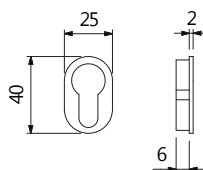


SNV
Satinato nichelato verniciato
Satin nickel plated varnished




LV
Lucido verniciato
Polished varnished

022 BY



Finiture *Finishes*



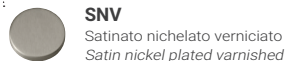
OSC
Satinato Cromato
Satin Chrome



OC
Cromato
Chrome



NR
Nero opaco RAL 9005
Matt black RAL 9005

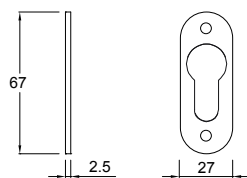


SNV
Satinato nichelato verniciato
Satin nickel plated varnished

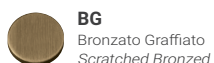


LV
Lucido verniciato
Polished varnished

OB7 BY



Finiture *Finishes*




BG
Bronzato Graffiato
Scratched Bronzed



LV
Lucido verniciato
Polished varnished



OC
Cromato
Chrome



OSC
Satinato Cromato
Satin Chrome



Ottone
Brass

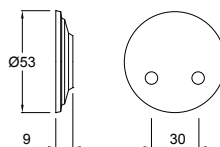


PVD
ULTRA FINISH

Foratura porta 022BN - 022BY vedi pag. 672 For door drilling 022BN - 022BY see pag. 672

Complement for doors

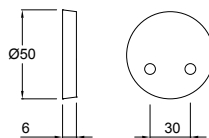
202 BN



Finiture *Finishes*

- | | | | |
|--|--|---|--|
|  LV
Lucido verniciato
<i>Polished varnished</i> |  BG
Bronzato Graffiato
<i>Scratched Bronzed</i> |  LR
Lucido naturale
<i>Natural brass</i> |  NC
Nero California
<i>Black California</i> |
|  GR
Grey retrò
<i>Grey retrò</i> |  BGO
Bronzato Graff.opaco
<i>Matt Scratch. Bronzed</i> |  OBT
Bronzo Toscana
<i>Toscana Bronze</i> |  AN
Antico
<i>Antique</i> |
|  AGV
Argento vecchio
<i>Old silver</i> |  RX
Ruggine
<i>Oxid</i> |  VBN
Rustico
<i>Rustic</i> | |

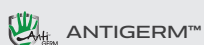
202 BY



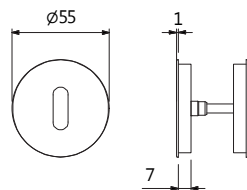
Finiture *Finishes*

- | | | | |
|--|--|---|--|
|  LV
Lucido verniciato
<i>Polished varnished</i> |  BG
Bronzato Graffiato
<i>Scratched Bronzed</i> |  LR
Lucido naturale
<i>Natural brass</i> |  NC
Nero California
<i>Black California</i> |
|  GR
Grey retrò
<i>Grey retrò</i> |  BGO
Bronzato Graff.opaco
<i>Matt Scratch. Bronzed</i> |  OBT
Bronzo Toscana
<i>Toscana Bronze</i> |  AN
Antico
<i>Antique</i> |
|  AGV
Argento vecchio
<i>Old silver</i> |  RX
Ruggine
<i>Oxid</i> |  VBN
Rustico
<i>Rustic</i> | |

COMPLEMENTI
COMPLEMENTS



CD J08 2B



Finiture *Finishes*



OSC
Satinato Cromato
Satin Chrome



OC
Cromato
Chrome



NR
Nero opaco RAL 9005
Matt black RAL 9005

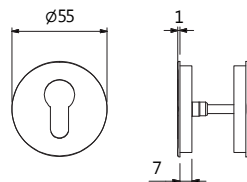


PSB
PVD Satin Black
PVD Satin Black




PVD INOX
PVD Inox Satinato
PVD Satin Inox

CD J08 2Y



Finiture *Finishes*



OSC
Satinato Cromato
Satin Chrome



OC
Cromato
Chrome



NR
Nero opaco RAL 9005
Matt black RAL 9005

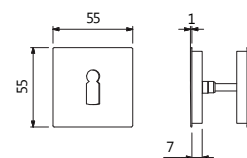


PSB
PVD Satin Black
PVD Satin Black



PVD INOX
PVD Inox Satinato
PVD Satin Inox

CD JQ8 2B



Finiture *Finishes*



OSC
Satinato Cromato
Satin Chrome



OC
Cromato
Chrome



NR
Nero opaco RAL 9005
Matt black RAL 9005



PSB
PVD Satin Black
PVD Satin Black



PVD INOX
PVD Inox Satinato
PVD Satin Inox



Ottone
Brass

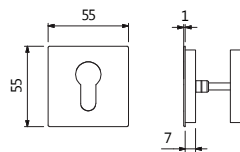


PVD
ULTRA FINISH

Foratura porta CD vedi pag. 681 For door drilling CD see pag. 681

Complement for doors

CD JQ8 2Y



Finiture Finishes



OSC
Satinato Cromato
Satin Chrome



OC
Cromato
Chrome



NR
Nero opaco RAL 9005
Matt black RAL 9005

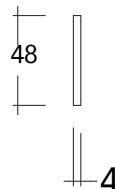
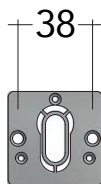


PSB
PVD Satin Black
PVD Satin Black



PVD INOX
PVD Inox Satinato
PVD Satin Inox

Q01 BN



Finiture Finishes



OSC
Satinato Cromato
Satin Chrome

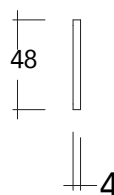
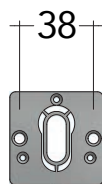


OC
Cromato
Chrome



SNV
Satinato nichelato verniciato
Satin nickel plated varnished

Q01 BY



Finiture Finishes



OSC
Satinato Cromato
Satin Chrome



OC
Cromato
Chrome



SNV
Satinato nichelato verniciato
Satin nickel plated varnished



Ottone
Brass



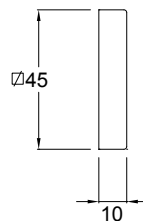
PVD
ULTRA FINISH

Foratura porta CD vedi pag. 681 For door drilling CD see pag. 681


COMPLEMENTI
COMPLEMENTS



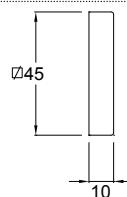
Q04 BN




Finiture *Finishes*



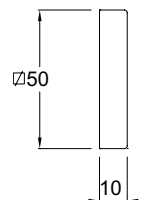
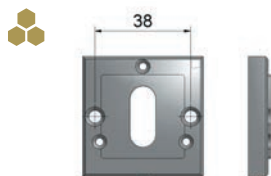
Q04 BY




Finiture *Finishes*



Q08 BC

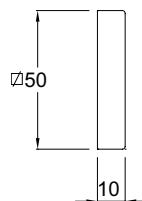
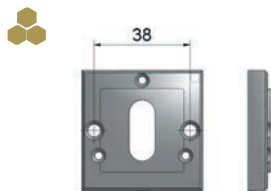


Finiture *Finishes*



Complement for doors

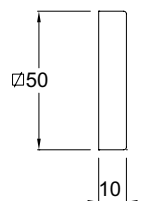
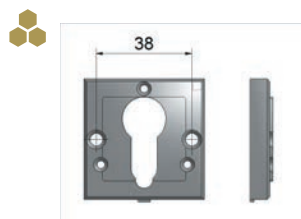
Q08 BN












Finiture *Finishes*

- | | | | | |
|--|---|--|--|--|
|  OSC
Satinato Cromato
<i>Satin Chrome</i> |  OC
Cromato
<i>Chrome</i> |  NR
Nero opaco RAL 9005
<i>Matt black RAL 9005</i> |  PSB
PVD Satin Black
<i>PVD Satin Black</i> |  PVD INOX
PVD Inox Satinato
<i>PVD Satin Inox</i> |
|  SNV
Satinato nichelato verniciato
<i>Satin nickel plated varnished</i> |  BGO
Bronzato Graff. opaco
<i>Matt Scratch. Bronzed</i> |  |  SNVO
Satinato nichelato vern. opaco
<i>Matt Satin nickel plated varn.</i> |  |


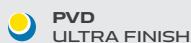
Q08 BY



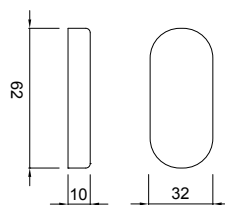
Finiture *Finishes*

- | | | | | |
|--|---|--|--|---|
|  OSC
Satinato Cromato
<i>Satin Chrome</i> |  OC
Cromato
<i>Chrome</i> |  NR
Nero opaco RAL 9005
<i>Matt black RAL 9005</i> |  PSB
PVD Satin Black
<i>PVD Satin Black</i> |  PVD INOX
PVD Inox Satinato
<i>PVD Satin Inox</i> |
|  SNV
Satinato nichelato verniciato
<i>Satin nickel plated varnished</i> |  BGO
Bronzato Graff. opaco
<i>Matt Scratch. Bronzed</i> |  |  SNVO
Satinato nichelato vern. opaco
<i>Matt Satin nickel plated varn.</i> |  |

COMPLEMENTI
COMPLEMENTS



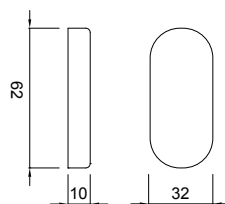
Q09 BC



Finiture *Finishes*



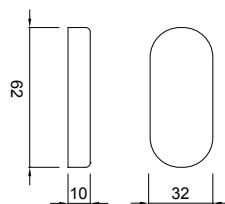
Q09 BN



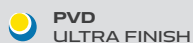
Finiture *Finishes*



Q09 BY

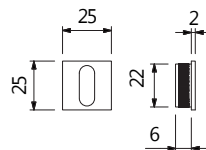


Finiture *Finishes*



Complement for doors

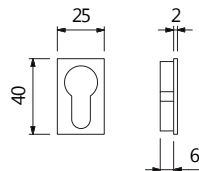
Q22 BN



Finiture Finishes

- OSC** Satinato Cromato / *Satin Chrome*
- OC** Cromato / *Chrome*
- NR** Nero opaco RAL 9005 / *Matt black RAL 9005*
- SNVO** Satinato nichelato vern. opaco / *Matt Satin nickel plated varn.*
-  **SNV** Satinato nichelato verniciato / *Satin nickel plated varnished*

Q22 BY



Finiture Finishes

- OSC** Satinato Cromato / *Satin Chrome*
- OC** Cromato / *Chrome*
- NR** Nero opaco RAL 9005 / *Matt black RAL 9005*
- SNVO** Satinato nichelato vern. opaco / *Matt Satin nickel plated varn.*
-  **SNV** Satinato nichelato verniciato / *Satin nickel plated varnished*

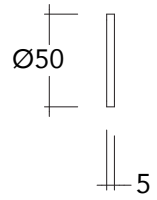
COMPLEMENTI
COMPLEMENTS



ANTIGERM™



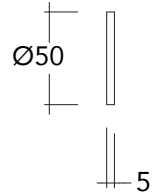
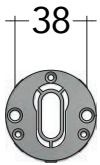
T01 BN




Finiture *Finishes*



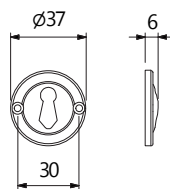
T01 BY



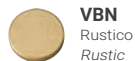
Finiture *Finishes*



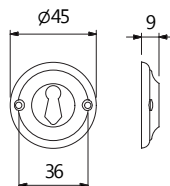
T33 BN




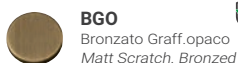
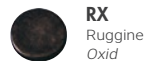
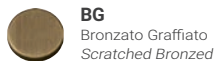
Finiture *Finishes*



T36 BN

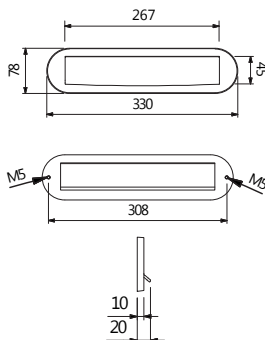


Finiture *Finishes*



COMPLEMENTI
COMPLEMENTS

728 TP



Finiture *Finishes*



OSC
Satinato Cromato
Satin Chrome



LV
Lucido verniciato
Polished varnished

Campanelli *Door bells push*

722 TP



722TP



722TP006




722TP007

Finiture *Finishes*



OC
Cromato
Chrome



OSC
Satinato Cromato
Satin Chrome



LV
Lucido verniciato
Polished varnished




Ottone
Brass

Complement for doors

063 CT



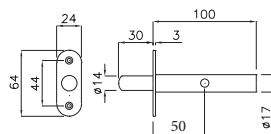
063CT003



063CT006



063CT007



Finiture Finishes



OC
Cromato
Chrome



OSC
Satinato Cromato
Satin Chrome

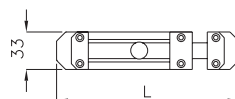


LV
Lucido verniciato
Polished varnished



BG
Bronzato Graffiato
Scratched Bronzed

071 CT



	L
71 CT 150	150
71 CT 200	200

Finiture Finishes



OSC
Satinato Cromato
Satin Chrome

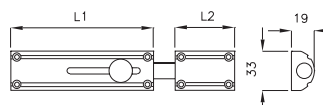


LV
Lucido verniciato
Polished varnished



BG
Bronzato Graffiato
Scratched Bronzed

072 CT



	L1	L2
72 CT 150	120	30
72 CT 200	150	50
72 CT 250	190	60
72 CT 300	220	80
72 CT 400	260	140

Finiture Finishes



OSC
Satinato Cromato
Satin Chrome



LV
Lucido verniciato
Polished varnished



OB
Ottone Bronzato
Bronzed Brass

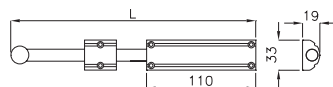


Ottone
Brass

COMPLEMENTI
COMPLEMENTS



073 CT



	L
73 CT 200	200
73 CT 250	250
73 CT 300	300
73 CT 400	400
73 CT 500	500
73 CT 600	600

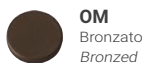
Finiture Finishes



OC
Cromato
Chrome



LV
Lucido verniciato
Polished varnished



OM
Bronzato
Bronzed



OSC
Satinato Cromato
Satin Chrome

073 IN



073 IN 00N



073 IN 00S

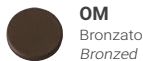
Finiture Finishes



OC
Cromato
Chrome



LV
Lucido verniciato
Polished varnished

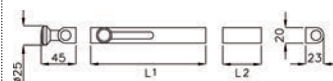


OM
Bronzato
Bronzed



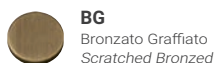
OSC
Satinato Cromato
Satin Chrome

074 CT



	L1	L2
74 CT 100	75	25
74 CT 150	120	30
74 CT 200	160	40
74 CT 250	200	50
74 CT 300	220	80

Finiture Finishes



BG
Bronzato Graffiato
Scratched Bronzed



LV
Lucido verniciato
Polished varnished



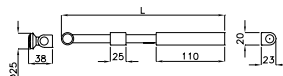
OSC
Satinato Cromato
Satin Chrome



Ottone
Brass

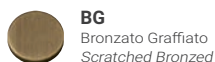
Complement for doors

075 CT



art.	L
75 CT 200	200
75 CT 250	250
75 CT 300	300
75 CT 400	400
75 CT 500	500


Finiture Finishes



BG
Bronzato Graffiato
Scratched Bronzed



LV
Lucido verniciato
Polished varnished



OSC
Satinato Cromato
Satin Chrome

075 IN



075 IN 00C



075 IN 00D




075 IN 00S

Finiture Finishes



LV
Lucido verniciato
Polished varnished

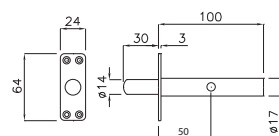


OM
Bronzato
Bronzed



OSC
Satinato Cromato
Satin Chrome

220 CT



COMPLEMENTI
COMPLEMENTS

Finiture Finishes



OSC
Satinato Cromato
Satin Chrome



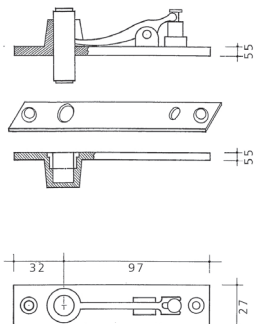
OL
Lucido
Polished



Ottone
Brass



510 CE



Finiture *Finishes*

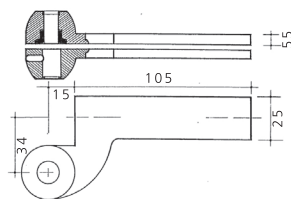



OC
Cromato
Chrome



OL
Lucido
Polished

511 CE



Finiture *Finishes*

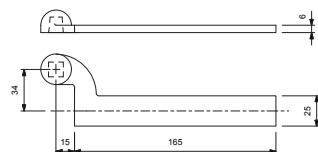


OC
Cromato
Chrome



OL
Lucido
Polished

512 CE



Finiture *Finishes*



OC
Cromato
Chrome



OL
Lucido
Polished



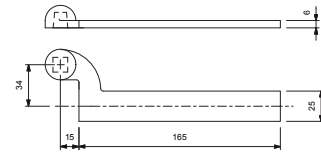
Alluminio
Aluminium



Ottone
Brass

Complements for doors

513 CE



Finiture *Finishes*




OC
Cromato
Chrome



OL
Lucido
Polished

514 CE



Finiture *Finishes*



OC
Cromato
Chrome

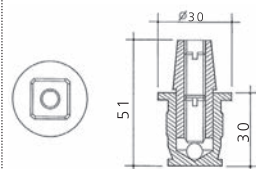


OL
Lucido
Polished

515 VM



Piletta a sfera *Floor pin*



COMPLEMENTI
COMPLEMENTS

Finiture *Finishes*



OC
Cromato
Chrome



OL
Lucido
Polished

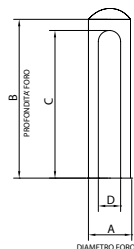


Ottone
Brass

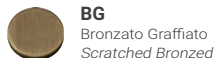

820 AN



	A	B	C	D
820 AN 013	13	35	11	7
820 AN 014	14	30	12	8
820 AN 016	16	28	12	8



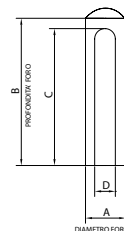
Finiture Finishes



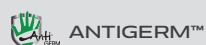
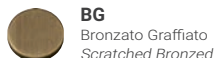
821 AN



	A	B	C	D
821 AN 014	14	50	42	9
821 AN 015	15	57	53	8
821 AN 915	15	41	38	8
821 AN 016	16	50	40	8
821 AN 020	20	60	55	9,5
821 AN G15	15	53	38	8
821 AN G18	18	90	88	10
821 AN G20	20	76	69	9,5
821 AN U18	18	55	52	10



Finiture Finishes



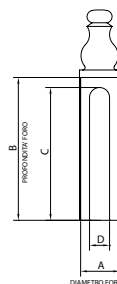
Compatibilità copricerniere vedi pag. 689 *Compatibility cover hinges see pag. 689*

Complement for doors

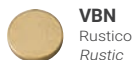
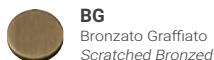
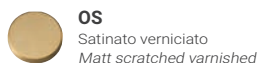

828 AN



	A	B	C	D
828 AN 013	13	26,5	11	7
828 AN 014	14	26,5	12	8
828 AN 016	16	28	12	8



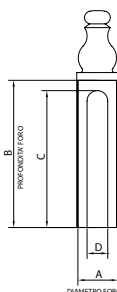
Finiture Finishes



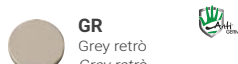
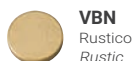
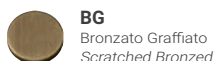
829 AN



	A	B	C	D
829 AN 014	14	50	42	9
829 AN 015	15	57	53	8
829 AN 016	16	50	40	8
829 AN 020	20	60	55	9,5
829 AN 915	15	41	38	8
829 AN 916	16	63	62	8,5
829 AN G15	15	53	38	8
829 AN G16	16	74	67	9,5
829 AN G18	18	90	88	10
829 AN G20	20	76	69	9,5
829 AN U18	18	55	52	10



Finiture Finishes



COMPLEMENTI
COMMENTS

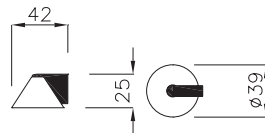


ANTIGERM™

Compatibilità copricerniere vedi pag. 689 Compatibility cover hinges see pag. 689



195 FE



Finiture Finishes

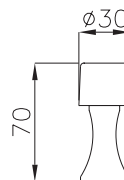


OC
Cromato
Chrome



OT
Ottolato
Brassed


199 FE



Finiture Finishes



OC
Cromato
Chrome

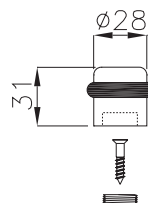


OSC
Satinato Cromato
Satin Chrome



LV
Lucido verniciato
Polished varnished

200 FE



Finiture Finishes



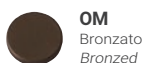
OC
Cromato
Chrome



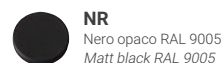
OSC
Satinato Cromato
Satin Chrome



LV
Lucido verniciato
Polished varnished



OM
Bronzato
Bronzed



NR
Nero opaco RAL 9005
Matt black RAL 9005



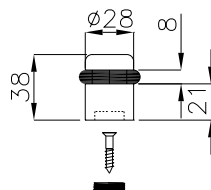
Ottone
Brass



TeknoMetal

Complement for doors


202 FE



Finiture *Finishes*



OC
Cromato
Chrome

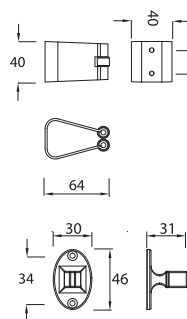


OSC
Satinato Cromato
Satin Chrome



LV
Lucido verniciato
Polished varnished

563 FE



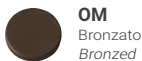
Finiture *Finishes*



OC
Cromato
Chrome

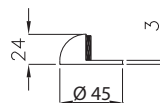


OL
Lucido
Polished



OM
Bronzato
Bronzed


606 FE



Finiture *Finishes*



OC
Cromato
Chrome



OSC
Satinato Cromato
Satin Chrome



LV
Lucido verniciato
Polished varnished



OM
Bronzato
Bronzed



NR
Nero opaco RAL 9005
Matt black RAL 9005

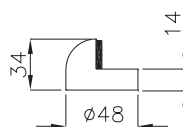


Ottone
Brass

COMPLEMENTI
COMPLEMENTS



607 FE



Finiture *Finishes*



OC
Cromato
Chrome



OSC
Satinato Cromato
Satin Chrome



LV
Lucido verniciato
Polished varnished



OM
Bronzato
Bronzed



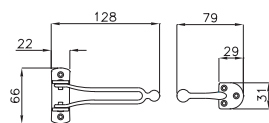
NR
Nero opaco RAL 9005
Matt black RAL 9005



Ottone
Brass

Complement for doors

620 GA



Finiture *Finishes*



OC
Cromato
Chrome



OL
Lucido
Polished

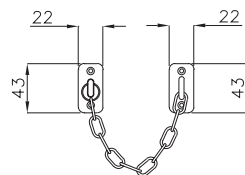


OM
Bronzato
Bronzed



OSC
Satinato Cromato
Satin Chrome

633 CN



Finiture *Finishes*



OC
Cromato
Chrome



OL
Lucido
Polished

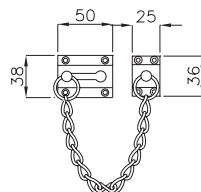


OB
Ottone Bronzato
Bronzed Brass



OSC
Satinato Cromato
Satin Chrome

636 CN



Finiture *Finishes*



OL
Lucido
Polished

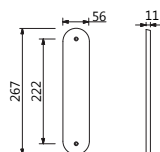


Ottone
Brass

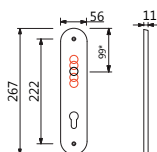
COMPLEMENTI
COMPLEMENTS



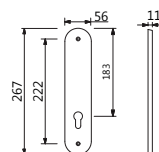
049 KP



049 KP 00



049 KP 11



049 KP 00Y

Finiture *Finishes*



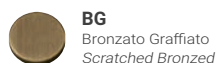
OC
Cromato
Chrome



OSC
Satinato Cromato
Satin Chrome

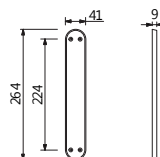


LV
Lucido verniciato
Polished varnished

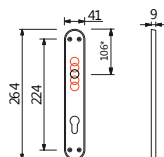


BG
Bronzato Graffiato
Scratched Bronzed

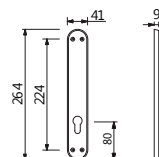
265 KP



265 KP 00



265 KP 11




265 KP 00Y

Finiture *Finishes*



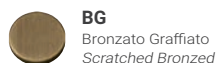
OC
Cromato
Chrome



OSC
Satinato Cromato
Satin Chrome



LV
Lucido verniciato
Polished varnished

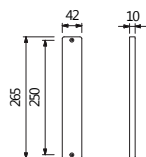


BG
Bronzato Graffiato
Scratched Bronzed

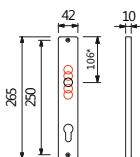


Ottone
Brass

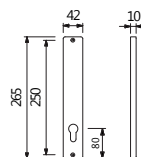
Q65 KP



Q65 KP 00



Q65 KP 11



Q65 KP 00Y

Finiture *Finishes*



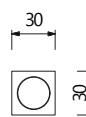
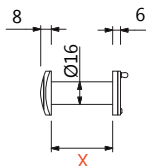

OC
Cromato
Chrome



OSC
Satinato Cromato
Satin Chrome

Spioncini *Door viewers*

Q30 TP



Spessore porta
Door thickness

X

Senza Prolunga <i>Without extension</i>	34 - 60 mm
Con prolunga <i>With extension</i>	34 - 110 mm

Q30B1




COMPLETTI
COMPLEMENTS

Finiture *Finishes*



OC
Cromato
Chrome



OSC
Satinato Cromato
Satin Chrome

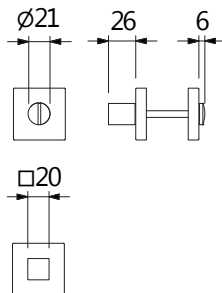


LV
Lucido verniciato
Polished varnished



SNV
Satinato nichelato verniciato
Satin nickel plated varnished

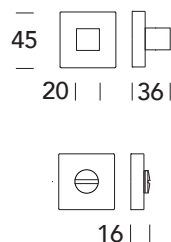
124 NO



Finiture Finishes

- | | | | |
|--|--|---|--|
| OSC
Satinato Cromato
Satin Chrome | OC
Cromato
Chrome | NST
Nero soft touch
Black soft touch | SNV
Satinato nichelato verniciato
Satin nickel plated varnished |
| PSB
PVD Satin Black
PVD Satin Black | PVD INOX
PVD Inox Satinato
PVD Satin Inox | NR
Nero opaco RAL 9005
Matt black RAL 9005 | |

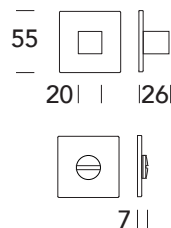
124 NO 4Q6



Finiture Finishes

- | | |
|--|--------------------------------|
| OSC
Satinato Cromato
Satin Chrome | OC
Cromato
Chrome |
|--|--------------------------------|


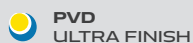
124 NO JQ8



Finiture Finishes

- | | | | |
|---|--------------------------------|--|--|
| OSC
Satinato Cromato
Satin Chrome | OC
Cromato
Chrome | PVD INOX
PVD Inox Satinato
PVD Satin Inox | SNV
Satinato nichelato verniciato
Satin nickel plated varnished |
| SNVO
Satinato nichelato vern. opaco
Matt Satin nickel plated varn. | | | |

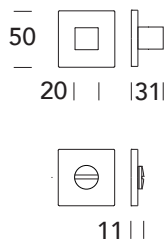
*Foratura porta 124NOJ08 vedi pag. 681
For door drilling 124NOJ08 see pag. 681





Info tecniche vedi pag. 684 Technical info see pag. 684

Complement for doors

124 NO Q01



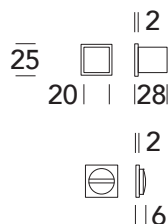
Finiture Finishes

- | | | | |
|---|--|---|--|
|  OSC
Satinato Cromato
Satin Chrome |  OC
Cromato
Chrome |  NST
Nero soft touch
Black soft touch |  SNV
Satinato nichelato verniciato
Satin nickel plated varnished |
|  PSB
PVD Satin Black
PVD Satin Black |  PVD INOX
PVD Inox Satinato
PVD Satin Inox |  SNVO
Sati. nichelato vern. opaco
Matt Sat. nickel plated varn. |  NR
Nero opaco RAL 9005
Matt black RAL 9005 |





124 NO Q22



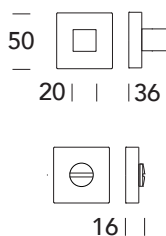
*Foratura porta 124NOQ22 vedi pag. 672
For door drilling 124NOQ22 see pag. 672



Finiture Finishes

- | | | | |
|---|--|---|--|
|  OSC
Satinato Cromato
Satin Chrome |  OC
Cromato
Chrome |  NST
Nero soft touch
Black soft touch |  SNV
Satinato nichelato verniciato
Satin nickel plated varnished |
|  PSB
PVD Satin Black
PVD Satin Black |  PVD INOX
PVD Inox Satinato
PVD Satin Inox |  SNVO
Sati. nichelato vern. opaco
Matt Sat. nickel plated varn. |  NR
Nero opaco RAL 9005
Matt black RAL 9005 |

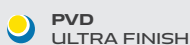

124 NO QN6



Finiture Finishes

- | | | | | |
|---|--|---|--|---|
|  OSC
Satinato Cromato
Satin Chrome |  OC
Cromato
Chrome |  NST
Nero soft touch
Black soft touch |  SNV
Satinato nichelato verniciato
Satin nickel plated varnished |  NR
Nero opaco RAL 9005
Matt black RAL 9005 |
|  PSB
PVD Satin Black
PVD Satin Black |  PVD INOX
PVD Inox Satinato
PVD Satin Inox |  SNVO
Satinato nichelato vern. opaco
Matt Satin nickel plated varn. |  BN-16
Binaco opaco RAL9016
Matt white RAL9016 | |

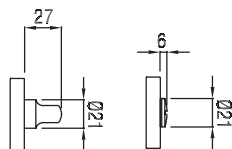
COMPLEMENTI
COMPLEMENTS



Info tecniche vedi pag. 684 Technical info see pag. 684



503 NO



Finiture Finishes




OSC
Satinato Cromato
Satin Chrome



OC
Cromato
Chrome



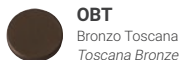
NR
Nero opaco RAL 9005
Matt black RAL 9005



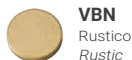
NC
Nero California
Black California



LV
Lucido verniciato
Polished varnished



OBT
Bronzo Toscana
Toscana Bronze



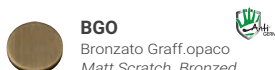
VBN
Rustico
Rustic



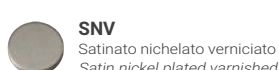
AN
Antico
Antique



PSB
PVD Satin Black
PVD Satin Black



BGO
Bronzato Graff.opaco
Matt Scratch, Bronzed



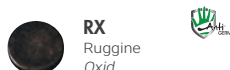
SNV
Satinato nichelato verniciato
Satin nickel plated varnished



GR
Grey retrò
Grey retrò



LR
Lucido naturale
Natural brass



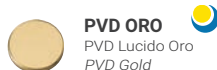
RX
Ruggine
Oxid



PVD INOX
PVD Inox Satinato
PVD Satin Inox

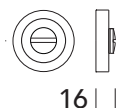


AGV
Argento vecchio
Old silver




PVD ORO
PVD Lucido Oro
PVD Gold

503 NO 005



Finiture Finishes



OSC
Satinato Cromato
Satin Chrome



OC
Cromato
Chrome




LV
Lucido verniciato
Polished varnished



Ottone
Brass



PVD
ULTRA FINISH

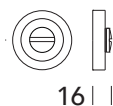


ANTIGERM™


Info tecniche vedi pag. 684 Technical info see pag. 684

Complement for doors

503 NO 006



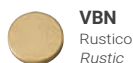
Finiture Finishes



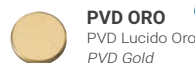
OSC
Satinato Cromato
Satin Chrome



OC
Cromato
Chrome



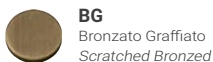
VBN
Rustico
Rustic



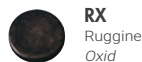
PVD ORO
PVD Lucido Oro
PVD Gold




LV
Lucido verniciato
Polished varnished



BG
Bronzato Graffiato
Scratched Bronzed



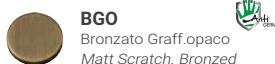
RX
Ruggine
Oxid



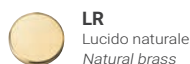
NC
Nero California
Black California



GR
Grey retrò
Grey retrò



BGO
Bronzato Graff.opaco
Matt Scratch, Bronzed



LR
Lucido naturale
Natural brass



AN
Antico
Antique



PVD INOX
PVD Inox Satinato
PVD Satin Inox

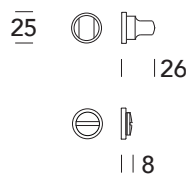


AGV
Argento vecchio
Old silver


503 NO 022



*Foratura porta 124NOQ22 vedi pag. 672
For door drilling 124NOQ22 see pag. 672



Finiture Finishes



OSC
Satinato Cromato
Satin Chrome



OC
Cromato
Chrome



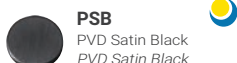
NR
Nero opaco RAL 9005
Matt black RAL 9005



PVD INOX
PVD Inox Satinato
PVD Satin Inox



LV
Lucido verniciato
Polished varnished




PSB
PVD Satin Black
PVD Satin Black



SNV
Satinato nichelato verniciato
Satin nickel plated varnished

COMPLEMENTI
COMPLEMENTS



Ottone
Brass



PVD
ULTRA FINISH

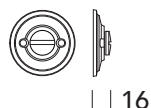


ANTIGERM™

Info tecniche vedi pag. 684 Technical info see pag. 684



503 NO 202



Finiture Finishes



LV
Lucido verniciato
Polished varnished



BG
Bronzato Graffiato
Scratched Bronzed



VBN
Rustico
Rustic



NC
Nero California
Black California



GR
Grey retrò
Grey retrò



BGO
Bronzato Graff.opaco
Matt Scratch. Bronzed



RX
Ruggine
Oxid



AN
Antico
Antique

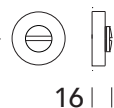


AGV
Argento vecchio
Old silver



LR
Lucido naturale
Natural brass

503 NO 406



Finiture Finishes



OSC
Satinato Cromato
Satin Chrome



OC
Cromato
Chrome



NR
Nero opaco RAL 9005
Matt black RAL 9005



PVD ORO
PVD Lucido Oro
PVD Gold



LV
Lucido verniciato
Polished varnished



BGO
Bronzato Graff.opaco
Matt Scratch. Bronzed



VBN
Rustico
Rustic



NC
Nero California
Black California



PSB
PVD Satin Black
PVD Satin Black



LR
Lucido naturale
Natural brass



SNV
Satinato nichelato verniciato
Satin nickel plated varnished



AN
Antico
Antique



GR
Grey retrò
Grey retrò



AGV
Argento vecchio
Old silver



OBT
Bronzo Toscana
Toscana Bronze



RX
Ruggine
Oxid



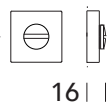
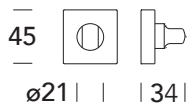
PVD INOX
PVD Inox Satinato
PVD Satin Inox



Info tecniche vedi pag. 684 Technical info see pag. 684

Complement for doors

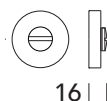
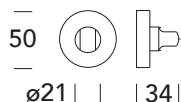
503 NO 4Q6




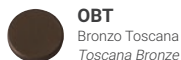
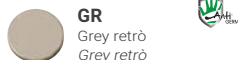
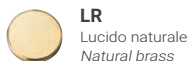

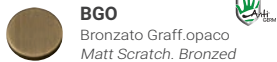
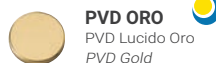

Finiture Finishes



503 NO 806



Finiture Finishes

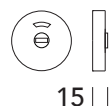



COMPLEMENTI
COMPLEMENTS

Info tecniche vedi pag. 684 Technical info see pag. 684



503 NO F03



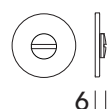
Finiture Finishes



503 NO J08



*Foratura porta 124NOJ08 vedi pag. 681
For door drilling 124NOJ08 see pag. 681



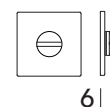
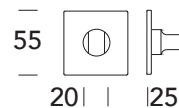
Finiture Finishes



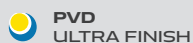
503 NO JQ8



*Foratura porta 124NOJ08 vedi pag. 681
For door drilling 124NOJ08 see pag. 681



Finiture Finishes



Info tecniche vedi pag. 684 Technical info see pag. 684

Complement for doors


503 NO Q22



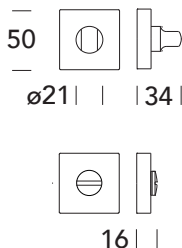
*Foratura porta 124NOQ22 vedi pag. 672
For door drilling 124NOQ22 see pag. 672



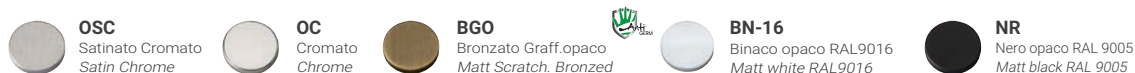
Finiture Finishes



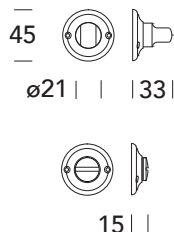
503 NO QN6



Finiture Finishes



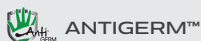
503 NO T36



Finiture Finishes



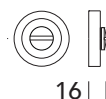
COMPLEMENTI
COMPLEMENTS



Info tecniche vedi pag. 684 Technical info see pag. 684



512 NO 006



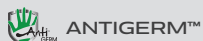

Finiture Finishes



512 NO 202



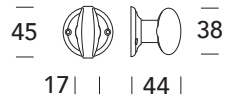
Finiture Finishes



Info tecniche vedi pag. 684 Technical info see pag. 684

Complement for doors

512 NO T36



Finiture *Finishes*

LV
Lucido verniciato
Polished varnished

LR
Lucido naturale
Natural brass

OBT
Bronzo Toscana
Toscana Bronze

BG
Bronzato Graffiato
Scratched Bronzed

BGO
Bronzato Graff.opaco
Matt Scratch. Bronzed

RX
Ruggine
Oxid

VBN
Rustico
Rustic

AGV
Argento vecchio
Old silver

NC
Nero California
Black California

AN
Antico
Antique



COMPLEMENTI
COMPLEMENTS



ANTIGERM™

Info tecniche vedi pag. 684 *Technical info see pag. 684*



Complementi per finestre

Complements for windows

Alfabetico *Name*

Cremonesi aste esterne *Espagnolette Cremonese Bolts*



J16 CR 950
pag. 630



T42 CR 950
pag. 630



950 CR 950
pag. 630



190 CR 063
pag. 631



190 CR 950
pag. 631



410 AT
pag. 632



410 NL
pag. 632



411 NL
pag. 632



411 NT
pag. 633



950 NL
pag. 633



950 NT
pag. 633

DK con chiave *Window handles with key*



124 DW Q15
pag. 634



124 DW Q90
pag. 634



124 GW 190
pag. 635



124 SW Q90
pag. 635

Sistema MK con impugnatura maniglione *MK System with longer handle*



302 MK
pag. 636



311 MK
pag. 636

Fermapersiane *Stop shutters*



140 FE
pag. 637



601 FE
pag. 637



603 FE OOP
pag. 637



603 FE
pag. 638

Maniglie DK *Pair window handles*



183 MR O15
pag. 639



124 MR Q15
pag. 639

Passanti *Center bolt saddles*



426 NT
pag. 640

Tavellini *Hollow Tiles*



101 NZ
pag. 640



102 TV
pag. 641



632 IN
pag. 641



632 TV
pag. 641



639 IN
pag. 642



639 IN S05
pag. 642



639 TV
pag. 642



646 IN
pag. 643



646 TV
pag. 643

Rosette *Rosettes*



730 M1
pag. 644



C67 RO
pag. 644



C71 RO
pag. 645



75A CD
pag. 645



Q7A CD
pag. 646

MANIGLIE
HANDLES

MANIGLIONI
PULL HANDLE

BATTENTI
DOOR KNOCKER

POMOLI
KNOBS

SCORREVOLI
SLIDING DOOR

MAN. ALZANTI
PULL HAND FOR SLIDING DOORS

SICUREZZA
SAFETY

COMPLEMENTI
COMPLEMENTS

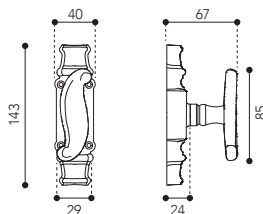
INFO TECNICHE
TECHNICAL INFO

FINITURE
FINISHES

ESPOSITORI
DISPLAY



J16 CR 950



Finiture *Finishes*



LV
Lucido verniciato
Polished varnished



LR
Lucido naturale
Natural brass



VBN
Rustico
Rustic



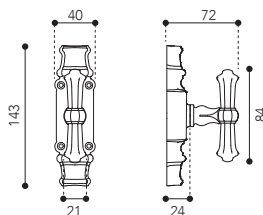
AN
Antico
Antique



AGV
Argento vecchio
Old silver



T42 CR 950



Finiture *Finishes*



LV
Lucido verniciato
Polished varnished



LR
Lucido naturale
Natural brass



VBN
Rustico
Rustic



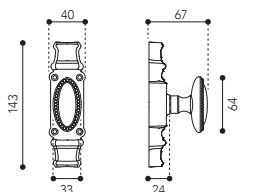
AN
Antico
Antique



AGV
Argento vecchio
Old silver



950 CR 950



Finiture *Finishes*



LV
Lucido verniciato
Polished varnished



LR
Lucido naturale
Natural brass



VBN
Rustico
Rustic



AN
Antico
Antique



AGV
Argento vecchio
Old silver

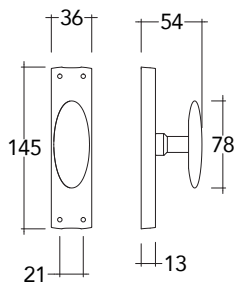


ANTIGERM™

Info tecniche vedi pag. 712. *Technical info see pag. 712*

Complement for windows

190 CR 063



Finiture *Finishes*

- 

LV
Lucido verniciato
Polished varnished
- 

LR
Lucido naturale
Natural brass
- 

VBN
Rustico
Rustic
- 

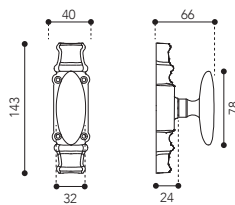
AN
Antico
Antique
- 

AGV
Argento vecchio
Old silver
- 


BG
Bronzato Graffiato
Scratched Bronzed
- 


RX
Ruggine
Oxid


190 CR 950





Finiture *Finishes*

- 

LV
Lucido verniciato
Polished varnished
- 

LR
Lucido naturale
Natural brass
- 

VBN
Rustico
Rustic
- 

AN
Antico
Antique
- 

AGV
Argento vecchio
Old silver

COMPLEMENTI
COMPLEMENTS



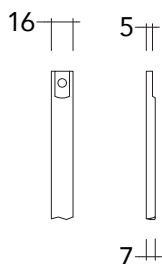
Info tecniche vedi pag. 712 *Technical info see pag. 712*



410 AT



410AT150
410AT200



Finiture *Finishes*



LV
Lucido verniciato
Polished varnished



BG
Bronzato Graffiato
Scratched Bronzed



VBN
Rustico
Rustic



AN
Antico
Antique



LR
Lucido naturale
Natural brass



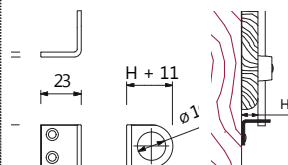
AGV
Argento vecchio
Old silver



RX
Ruggine
Oxid



410 NL



	H
410 NL A15	15
410 NL A18	18
410 NL A20	20
410 NL A22	22
410 NL A25	25

Finiture *Finishes*



LV
Lucido verniciato
Polished varnished



BG
Bronzato Graffiato
Scratched Bronzed



VBN
Rustico
Rustic



AN
Antico
Antique



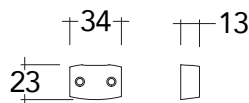
LR
Lucido naturale
Natural brass



AGV
Argento vecchio
Old silver



411 NL



Finiture *Finishes*



LV
Lucido verniciato
Polished varnished



BG
Bronzato Graffiato
Scratched Bronzed



VBN
Rustico
Rustic



AN
Antico
Antique



LR
Lucido naturale
Natural brass



AGV
Argento vecchio
Old silver

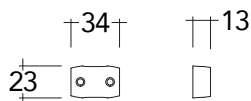


ANTIGERM™

Info tecniche vedi pag. 711 *Technical info see pag. 711*

Complement for windows

411 NT



Finiture *Finishes*



LV
Lucido verniciato
Polished varnished



BG
Bronzato Graffiato
Scratched Bronzed



VBN
Rustico
Rustic



AN
Antico
Antique



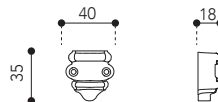
LR
Lucido naturale
Natural brass



AGV
Argento vecchio
Old silver



950 NL



Finiture *Finishes*



LV
Lucido verniciato
Polished varnished



LR
Lucido naturale
Natural brass



VBN
Rustico
Rustic



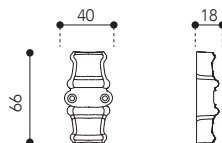
AGV
Argento vecchio
Old silver



AN
Antico
Antique



950 NT



COMPLEMENTI
COMPLEMENTS

Finiture *Finishes*



LV
Lucido verniciato
Polished varnished



LR
Lucido naturale
Natural brass



VBN
Rustico
Rustic



AGV
Argento vecchio
Old silver



AN
Antico
Antique



Ottone
Brass

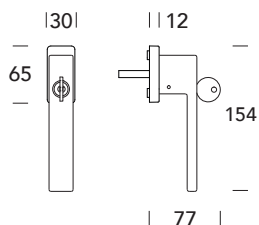


ANTIGERM™

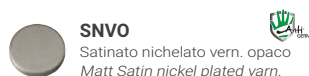
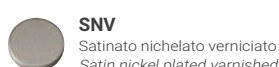
Info tecniche vedi pag. 711 *Technical info see pag. 711*



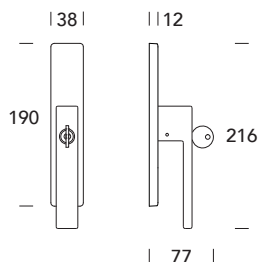
124 DW Q15




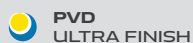
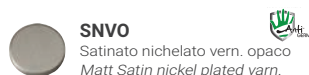
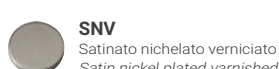
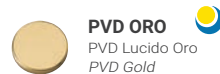
Finiture *Finishes*



124 DW Q90



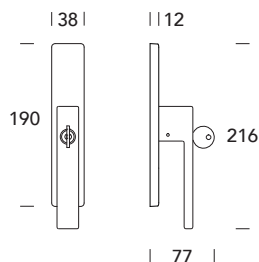
Finiture *Finishes*



Info tecniche vedi pag. 707 *Technical info see pag. 707*

Complement for windows

124 GW Q90



Finiture *Finishes*

OSC
Satinato Cromato
Satin Chrome

OC
Cromato
Chrome

NR
Nero opaco RAL 9005
Matt black RAL 9005

PVD ORO
PVD Lucido Oro
PVD Gold

PSB
PVD Satin Black
PVD Satin Black

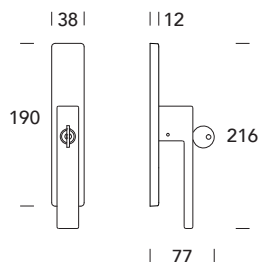
BN-16
Binaco opaco RAL9016
Matt white RAL9016

SNV
Satinato nichelato verniciato
Satin nickel plated varnished

PVD INOX
PVD Inox Satinato
PVD Satin Inox

SNVO
Satinato nichelato vern. opaco
Matt Satin nickel plated varn.

124 SW Q90



Finiture *Finishes*

OSC
Satinato Cromato
Satin Chrome

OC
Cromato
Chrome

NR
Nero opaco RAL 9005
Matt black RAL 9005

PVD ORO
PVD Lucido Oro
PVD Gold

PSB
PVD Satin Black
PVD Satin Black

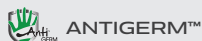

BN-16
Binaco opaco RAL9016
Matt white RAL9016

SNV
Satinato nichelato verniciato
Satin nickel plated varnished

PVD INOX
PVD Inox Satinato
PVD Satin Inox

SNVO
Satinato nichelato vern. opaco
Matt Satin nickel plated varn.

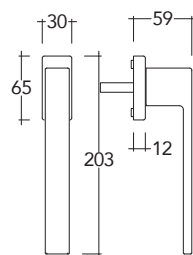
COMPLEMENTI
COMPLEMENTS



Info tecniche vedi pag. 707 *Technical info see pag. 707*



302 MK Q15

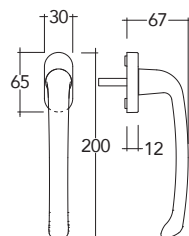


Finiture *Finishes*



OSC
Satinato Cromato
Satin Chrome

311 MK O15



Finiture *Finishes*



OSC
Satinato Cromato
Satin Chrome



LV
Lucido verniciato
Polished varnished

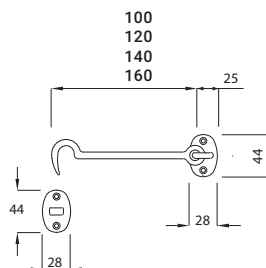


Ottone
Brass

Info tecniche vedi pag. 708 *Technical info see pag. 708*

Complement for windows

140 FE



Finiture *Finishes*



OC
Cromato
Chrome

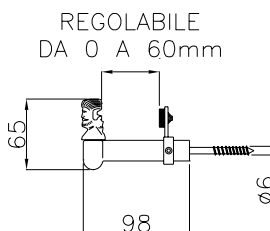


OL
Lucido
Polished



OM
Bronzato
Bronzed

601 FE



Finiture *Finishes*

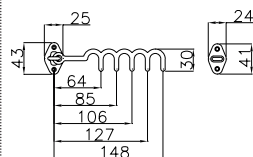


OL
Lucido
Polished



OM
Bronzato
Bronzed

603 FE OOP



COMPLEMENTI
COMPLEMENTS

Finiture *Finishes*



OC
Cromato
Chrome



OL
Lucido
Polished



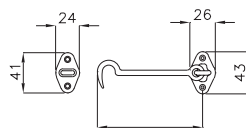
OM
Bronzato
Bronzed



Ottone
Brass



603 FE



60
80
100
120
140
200
250

Finiture *Finishes*



OC
Cromato
Chrome



OL
Lucido
Polished



OM
Bronzato
Bronzed



NR
Nero opaco RAL 9005
Matt black RAL 9005



Ottone
Brass

Complement for windows

183 MR O15



Finiture Finishes



OSC
Satinato Cromato
Satin Chrome



LV
Lucido verniciato
Polished varnished

142 MR Q15



Finiture Finishes



ZSC
Satinato Cromato
Satin Chrome



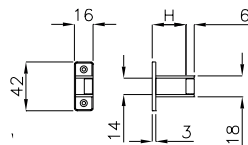
Ottone
Brass



TeknoMetal



426 NT



	H
426 NT 020	20
426 NT 025	25
426 NT 030	30

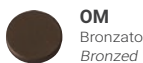
Finiture Finishes



OC
Cromato
Chrome



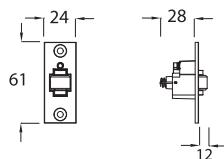
OL
Lucido
Polished



OM
Bronzato
Bronzed

Tavellini Hollow Tiles

101 NZ



Finiture Finishes



OC
Cromato
Chrome



OL
Lucido
Polished

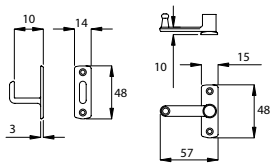



OM
Bronzato
Bronzed



OSC
Satinato Cromato
Satin Chrome

102 TV



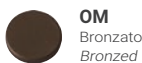
Finiture Finishes



OC
Cromato
Chrome

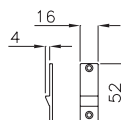


OL
Lucido
Polished



OM
Bronzato
Bronzed

632 IN



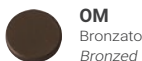
Finiture Finishes



OC
Cromato
Chrome

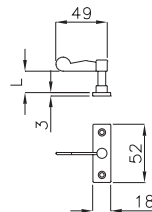



OL
Lucido
Polished



OM
Bronzato
Bronzed

632 TV



	L
632 TV 015	15
632 TV 020	20
632 TV 025	25

COMPLEMENTI
COMPLEMENTS

Finiture Finishes



OC
Cromato
Chrome



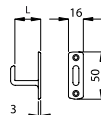
OL
Lucido
Polished



Ottone
Brass



639 IN



	L	H
639 IN 005	10	0
639 IN 010	14,5	4,5
639 IN 015	17,5	7,5
639 IN 020	22,5	12,5
639 IN 022	24	14
639 IN 025	27,5	17,5
639 IN 030	32	22

Finiture Finishes



OL
Lucido
Polished



OSC
Satinato Cromato
Satin Chrome



OC
Cromato
Chrome



AN
Antico
Antique



AGV
Argento vecchio
Old silver



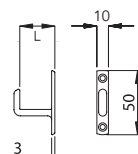
OB
Bronzato
Bronzed



RX
Ruggine
Oxid



639 IN S05



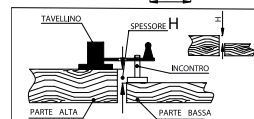
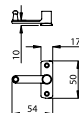

	L	H
639 IN S05	10	0
639 IN S10	14,5	4,5
639 IN S15	17,5	7,5
639 IN S20	22,5	12,5
639 IN S22	24	14
639 IN S25	27,5	17,5
639 IN S30	32	22

Finiture Finishes



OL
Lucido
Polished

639 TV



Finiture Finishes



OL
Lucido
Polished



OSC
Satinato Cromato
Satin Chrome



OC
Cromato
Chrome



AN
Antico
Antique



AGV
Argento vecchio
Old silver



OB
Bronzato
Bronzed



RX
Ruggine
Oxid



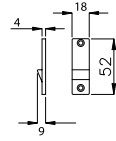
OB
Ottone Bronzato
Bronzed Brass



ANTIGERM™

Complements for windows

646 IN



Finiture Finishes



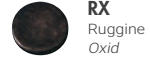
OSC
Satinato Cromato
Satin Chrome



OC
Cromato
Chrome



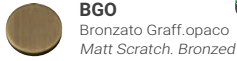
NR
Nero opaco RAL 9005
Matt black RAL 9005



RX
Ruggine
Oxid



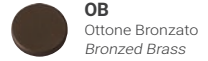
OL
Lucido
Polished



BGO
Bronzato Graff.opaco
Matt Scratch, Bronzed



AN
Antico
Antique



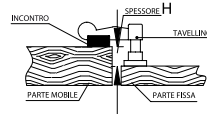
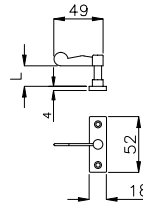
OB
Ottone Bronzato
Bronzed Brass



AGV
Argento vecchio
Old silver



646 TV



	L	H
646 TV 000	0	0
646 TV 010	10	10
646 TV 015	15	15
646 TV 018	18	18
646 TV 020	20	20
646 TV 022	22	22
646 TV 025	25	25
646 TV 030	30	30

Finiture Finishes



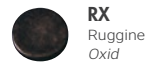
OSC
Satinato Cromato
Satin Chrome



OC
Cromato
Chrome



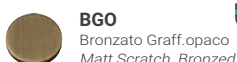
NR
Nero opaco RAL 9005
Matt black RAL 9005



RX
Ruggine
Oxid



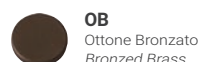
OL
Lucido
Polished



BGO
Bronzato Graff.opaco
Matt Scratch, Bronzed



AN
Antico
Antique



OB
Ottone Bronzato
Bronzed Brass



AGV
Argento vecchio
Old silver



Ottone
Brass




ANTIGERM™

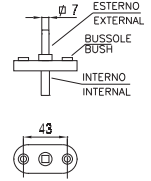
COMPLEMENTI
COMPLEMENTS



M1

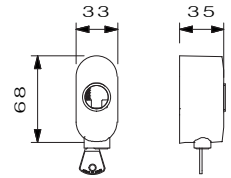


730 M1 845
735 M1 845
750 M1 845
785 M1 845



interno <i>internal</i>	esterno <i>external</i>
8x45 mm	7x30mm
8x45 mm	7x35mm
8x50 mm	7x42mm
8x45 mm	7x85mm

C67 RO



Finiture Finishes

OSC
Satinato Cromato
Satin Chrome

OC
Cromato
Chrome

NR
Nero opaco RAL 9005
Matt black RAL 9005

PVD ORO
PVD Lucido Oro
PVD Gold

LV
Lucido verniciato
Polished varnished

BG
Bronzato Graffiato
Scratched Bronzed

VBN
Rustico
Rustic

NC
Nero California
Black California

GR
Grey retrò
Grey retrò

BGO
Bronzato Graff.opaco
Matt Scratch. Bronzed

SNV
Satinato nichelato verniciato
Satin nickel plated varnished

AN
Antico
Antique

PVD INOX
PVD Inox Satinato
PVD Satin Inox

LR
Lucido naturale
Natural brass


RX
Ruggine
Oxid



Ottone
Brass



PVD
ULTRA FINISH



ANTIGERM™



SECURKEY

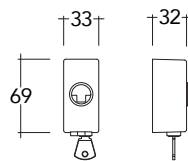
Info tecniche C67RO vedi pag. 704 *Technical info C67RO see pag. 704*

Complement for windows


C71 RO



Info tecniche C71RO vedi pag. 704
 Technical info C71RO see pag. 704



Finiture *Finishes*

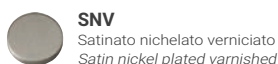
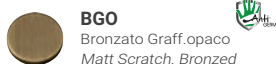

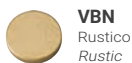
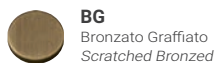


CD 75A

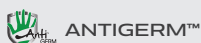
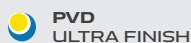



Info tecniche 75ACD vedi pag. 702
 Technical info 75ACD see pag. 702

Finiture *Finishes*




COMPLEMENTI
 COMPLEMENTS



CD Q7A



Finiture *Finishes*



OSC

Satinato Cromato
Satin Chrome



OC

Cromato
Chrome



NR

Nero opaco RAL 9005
Matt black RAL 9005



PSB

PVD Satin Black
PVD Satin Black



Ottone
Brass



PVD
ULTRA FINISH



SECURBLOCK

Info tecniche Q7ACD vedi pag. 702 *Technical info Q7ACD see pag. 702*



Complementi d'arredo

Assorted accessories

Catenacci per mobili *Furniture bolts*




105 CT
pag. 650




211 CT
pag. 650

Copriavvolgibili / Rullino *Roller blind covers / Belt shifters*



413 CA
pag. 651



531 CA
pag. 651



831 CA
pag. 651



649 RU
pag. 652



650 RU
pag. 652

Ganci *Hooks*



608 GA
pag. 653



609 GA
pag. 653



610 GA
pag. 653



613 GA
pag. 654



624 GA
pag. 654

Manettine *Furniture handles*



114 MT
pag. 655



515 MT
pag. 655



516 MT
pag. 655

Numeri *Numerals*



705 NP
pag. 656



705 NU
pag. 656



706 NU
pag. 656

Pinze / Cricchetti *Door stop pliers / Window pawls*



604 NZ
pag. 657



604IN 00A
pag. 657



604IN 00B
pag. 657



605 NZ
pag. 657



605 IN 00B
pag. 658



605 IN 10A
pag. 658



614 NZ
pag. 658



614 IN 000
pag. 658



614 IN 00B
pag. 658



614 IN 00R
pag. 658



616 NZ
pag. 659



661 NZ
pag. 659

Pomolini *Furniture knobs*



121 PN
pag. 660



122 PN
pag. 660



124 PN
pag. 660



165 PN
pag. 661



166 PN
pag. 661

Portabiti *Coat hooks*



290 PA
pag. 662



295 PA
pag. 662



305 PA
pag. 662

Supporti *Handrail supports*



621 SU
pag. 663



622 SU
pag. 663



623 SU
pag. 663



627 SU
pag. 664



628 SU
pag. 664



629 SU
pag. 664



630 SU
pag. 665

Targhette *Name plates*



327 TP
pag. 666



437 TP
pag. 666



646 TP
pag. 666



647 TP
pag. 667

MANIGLIE
HANDLES

MANIGLIONI
PULL HANDLE

BATTENTI
DOOR KNOCKER

POMOLI
KNOBS

SCORREVOLI
SLIDING DOOR

MAN. ALZANTI
PULL HAND FOR SLIDING DOORS

SICUREZZA
SAFETY

COMPLEMENTI
COMPLEMENTS

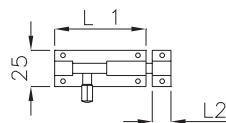

INFO TECNICHE
TECHNICAL INFO

FINITURE
FINISHES

ESPOSITORI
DISPLAY



105 CT



	L1	L2
105 CT 035	35	15
105 CT 050	50	15
105 CT 065	65	30
105 CT 075	75	30
105 CT 090	90	30
105 CT 100	100	30
105 CT 120	120	30

Finiture *Finishes*



OC
Cromato
Chrome

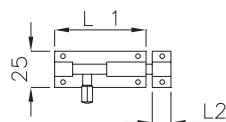



OL
Lucido
Polished



OM
Bronzato
Bronzed

211 CT



	L1	L2
211 CT 040	38	13
211 CT 050	54	13
211 CT 065	64	13
211 CT 075	77	16
211 CT 100	102	16

Finiture *Finishes*



OC
Cromato
Chrome



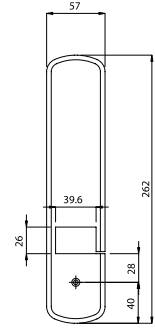
OL
Lucido
Polished



Ottone
Brass

Assorted accessories

431 CA



Finiture *Finishes*



OSC
Satinato Cromato
Satin Chrome



OC
Cromato
Chrome

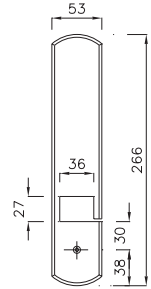


LV
Lucido verniciato
Polished varnished



BG
Bronzato Graffiato
Scratched Bronzed

531 CA



Finiture *Finishes*



OSC
Satinato Cromato
Satin Chrome



OC
Cromato
Chrome



LV
Lucido verniciato
Polished varnished



BG
Bronzato Graffiato
Scratched Bronzed



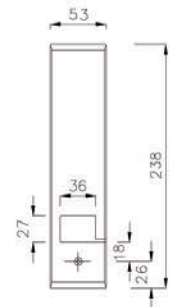
AGV
Argento vecchio
Old silver



AN
Antico
Antique



831 CA



Finiture *Finishes*



OSC
Satinato Cromato
Satin Chrome



LV
Lucido verniciato
Polished varnished



BG
Bronzato Graffiato
Scratched Bronzed

COMPLEMENTI
COMPLEMENTS



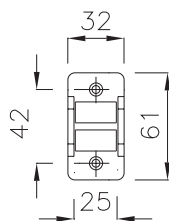
Ottone
Brass



ANTIGERM™



649 RU



Finiture *Finishes*



OSC
Satinato Cromato
Satin Chrome



OC
Cromato
Chrome

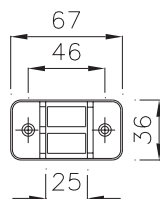


LV
Lucido verniciato
Polished varnished



BG
Bronzato Graffiato
Scratched Bronzed

650 RU



Finiture *Finishes*



OSC
Satinato Cromato
Satin Chrome



OC
Cromato
Chrome

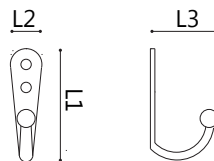


LV
Lucido verniciato
Polished varnished



BG
Bronzato Graffiato
Scratched Bronzed

608 GA



	L1	L2	L3
608 GA 034	34	14	22
608 GA 041	41	14	30
608 GA 046	46	17	38

Finiture Finishes

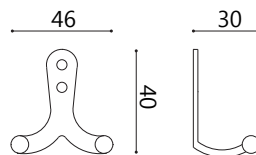


OC
Cromato
Chrome



OL
Lucido
Polished

609 GA



Finiture Finishes

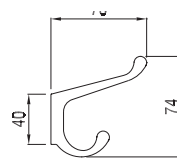


OC
Cromato
Chrome



OL
Lucido
Polished

610 GA



COMPLEMENTI
COMPLEMENTS

Finiture Finishes

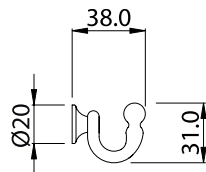


OC
Cromato
Chrome



OL
Lucido
Polished

613 GA



Finiture Finishes

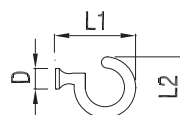


OC
Cromato
Chrome



OL
Lucido
Polished

624 GA



	D	L1	L2
624 GA 030	11	30	24
624 GA 040	15	40	30

Finiture Finishes



OC
Cromato
Chrome

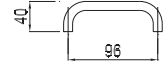


OL
Lucido
Polished

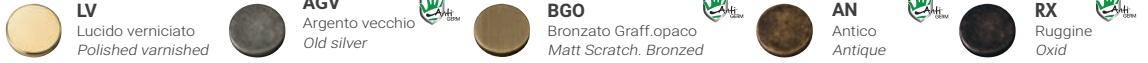


OB
Ottone Bronzato
Bronzed Brass

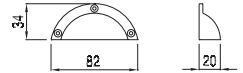
114 MT



Finiture Finishes



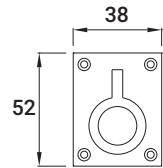
515 MT



Finiture Finishes



516 MT



COMPLEMENTI
COMPLEMENTS

Finiture Finishes



Ottone
Brass



ANTIGERM™



705 NP



Finiture Finishes



OL
Lucido
Polished

705 NU



Finiture Finishes



OSC
Satinato Cromato
Satin Chrome



OL
Lucido
Polished



BS
Ottone Bronzato Satinato
Bronzed Satin

706 NU



Finiture Finishes



OSC
Satinato Cromato
Satin Chrome



OL
Lucido
Polished



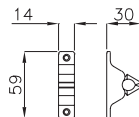
BS
Ottone Bronzato Satinato
Bronzed Satin



Ottone
Brass

Assorted accessories

604 NZ



Finiture Finishes



OL
Lucido
Polished



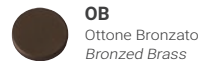
OSC
Satinato Cromato
Satin Chrome



OC
Cromato
Chrome



NR
Nero opaco RAL 9005
Matt black RAL 9005



OB
Ottone Bronzato
Bronzed Brass

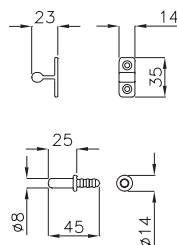
604 IN



604 IN 00B



604 IN 00A



Finiture Finishes



OL
Lucido
Polished



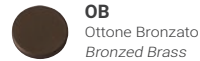
OSC
Satinato Cromato
Satin Chrome



OC
Cromato
Chrome

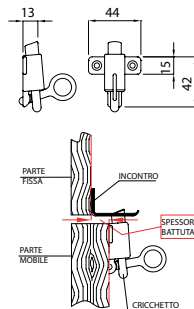


NR
Nero opaco RAL 9005
Matt black RAL 9005



OB
Ottone Bronzato
Bronzed Brass

605 NZ



Finiture Finishes



OSC
Satinato Cromato
Satin Chrome



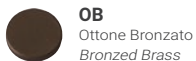
OC
Cromato
Chrome



NR
Nero opaco RAL 9005
Matt black RAL 9005



OL
Lucido
Polished



OB
Ottone Bronzato
Bronzed Brass



AGV
Argento vecchio
Old silver



AN
Antico
Antique



COMPLEMENTI
COMPLEMENTS



ANTIGERM™



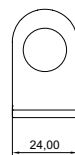
605 IN



605 IN 00B



605 IN 10A



	H
605 IN 10A	10
605 IN 15A	15
605 IN 20A	20
605 IN 25A	25
605 IN 30A	30

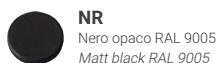
Finiture Finishes



OSC
Satinato Cromato
Satin Chrome



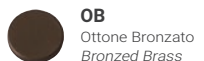
OC
Cromato
Chrome



NR
Nero opaco RAL 9005
Matt black RAL 9005



OL
Lucido
Polished



OB
Ottone Bronzato
Bronzed Brass



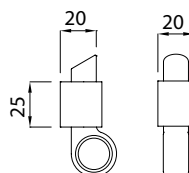
AGV
Argento vecchio
Old silver




AN
Antico
Antique



614 NZ



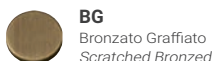
Finiture Finishes



OSC
Satinato Cromato
Satin Chrome



LV
Lucido verniciato
Polished varnished



BG
Bronzato Graffiato
Scratched Bronzed



AGV
Argento vecchio
Old silver



AN
Antico
Antique



614 IN



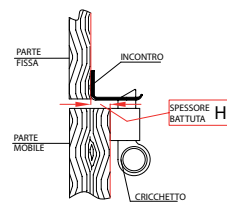
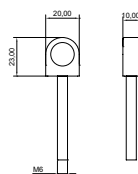
614 IN 000



614 IN 00B



614 IN 00R

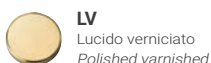


	H
614 IN 000	0
614 IN 10A	10
614 IN 15A	15
614 IN 20A	20
614 IN 25A	25

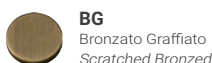
Finiture Finishes



OSC
Satinato Cromato
Satin Chrome




LV
Lucido verniciato
Polished varnished



BG
Bronzato Graffiato
Scratched Bronzed



AGV
Argento vecchio
Old silver



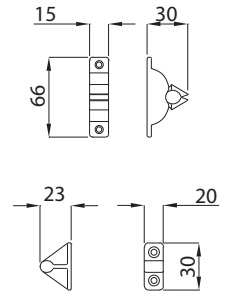
AN
Antico
Antique



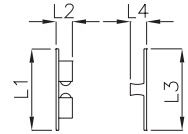
ANTIGERM™

Assorted accessories

616 NZ



661 NZ



	L1	L2	L3	L4
661 NZ 043	43	10	24	10
662 NZ 050	50	10	30	10
663 NZ 060	60	12	45	12
664 NZ 070	70	12	50	12

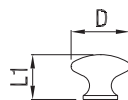
Finiture Finishes



OL
Lucido
Polished



121 PN



	D	L
121 PN 022	22	21
121 PN 028	28	24
121 PN 034	34	26
121 PN 040	40	29

Finiture Finishes



OSC
Satinato Cromato
Satin Chrome



LV
Lucido verniciato
Polished varnished



OC
Cromato
Chrome



BG
Bronzato Graffiato
Scratched Bronzed



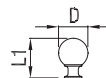
AGV
Argento vecchio
Old silver



AN
Antico
Antique



122 PN



	D	L
122 PN 020	20	27
122 PN 025	25	32
122 PN 030	30	38

Finiture Finishes



OSC
Satinato Cromato
Satin Chrome



LV
Lucido verniciato
Polished varnished



OC
Cromato
Chrome



BG
Bronzato Graffiato
Scratched Bronzed



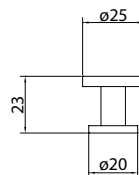
AGV
Argento vecchio
Old silver



AN
Antico
Antique



124 PN



Finiture Finishes



OSC
Satinato Cromato
Satin Chrome



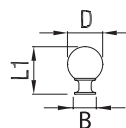
OC
Cromato
Chrome



ANTIGERM™

Assorted accessories

165 PN



	D	L	B
165 PN 020	20	27	20
165 PN 025	25	33	25

Finiture Finishes



OSC
Satinato Cromato
Satin Chrome

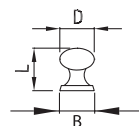


OC
Cromato
Chrome



LV
Lucido verniciato
Polished varnished

166 PN



	D	L	B
166 PN 020	20	20	20
166 PN 025	25	25	25
166 PN 030	30	30	30

Finiture Finishes



OSC
Satinato Cromato
Satin Chrome



OC
Cromato
Chrome



LV
Lucido verniciato
Polished varnished



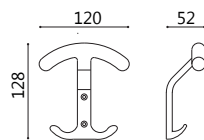
Ottone
Brass



ANTIGERM™



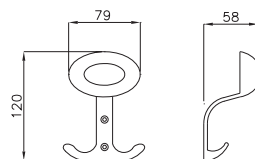
290 PA



Finiture Finishes

-  **OT**
Ottonato
Brassed
-  **OC**
Cromato
Chrome
-  **NR**
Nero opaco RAL 9005
Matt black RAL 9005
-  **BN**
Laccato Bianco Azzurrato
White Painted
-  **ZSV**
Zama Satinata Verniciata
Satin Varnished

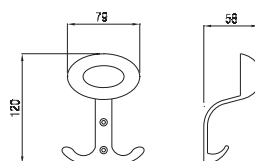
295 PA






Finiture Finishes

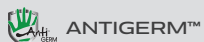
-  **OT**
Ottonato
Brassed
-  **OC**
Cromato
Chrome
-  **NR**
Nero opaco RAL 9005
Matt black RAL 9005
-  **BN**
Laccato Bianco Azzurrato
White Painted
-  **ZSV**
Zama Satinata Verniciata
Satin Varnished

305 PA



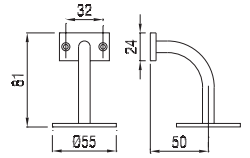
Finiture Finishes

-  **OSC**
Satinato Cromato
Satin Chrome
 -  **LV**
Lucido verniciato
Polished varnished
 -  **BG**
Bronzato Graffiato
Scratched Bronzed
 -  **AN**
Antico
Antique
 -  **RX**
Ruggine
Oxid
-  **AGV** Argento vecchio Old silver 



Assorted accessories

621 SU

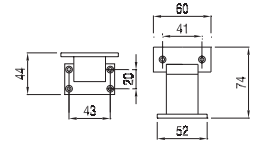



Finiture Finishes



LV
Lucido verniciato
Polished varnished

622 SU



Finiture Finishes



LV
Lucido verniciato
Polished varnished



OC
Cromato
Chrome



OL
Lucido
Polished

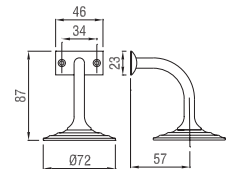


OM
Bronzato
Bronzed



OSC
Satinato Cromato
Satin Chrome

623 SU



Finiture Finishes



LV
Lucido verniciato
Polished varnished



OC
Cromato
Chrome



OL
Lucido
Polished



OM
Bronzato
Bronzed



OSC
Satinato Cromato
Satin Chrome

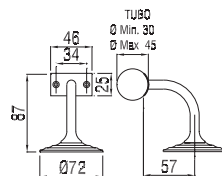


Ottone
Brass

COMPLEMENTI
COMPLEMENTS



627 SU



Finiture Finishes



LV
Lucido verniciato
Polished varnished



OC
Cromato
Chrome



OL
Lucido
Polished

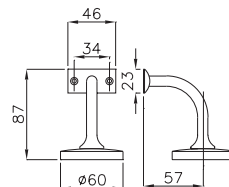


OM
Bronzato
Bronzed



OSC
Satinato Cromato
Satin Chrome

628 SU



Finiture Finishes



LV
Lucido verniciato
Polished varnished



OC
Cromato
Chrome



OL
Lucido
Polished

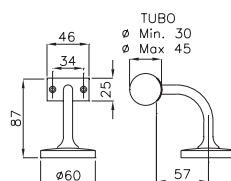


OM
Bronzato
Bronzed



OSC
Satinato Cromato
Satin Chrome

629 SU



Finiture Finishes



LV
Lucido verniciato
Polished varnished



OC
Cromato
Chrome



OL
Lucido
Polished



OM
Bronzato
Bronzed

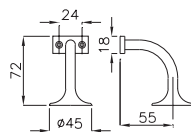


OSC
Satinato Cromato
Satin Chrome



Assorted accessories

630 SU



Finiture Finishes



LV
Lucido verniciato
Polished varnished



OC
Cromato
Chrome



OL
Lucido
Polished



OM
Bronzato
Bronzed



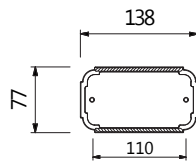
OSC
Satinato Cromato
Satin Chrome



Ottone
Brass



327 TP

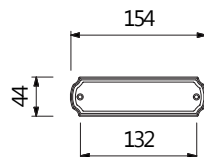



Finiture Finishes



LV
Lucido verniciato
Polished varnished

437 TP



Finiture Finishes



LV
Lucido verniciato
Polished varnished

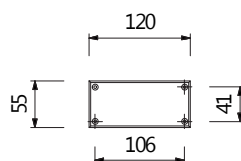


OSC
Satinato Cromato
Satin Chrome



SNV
Satinato nichelato verniciato
Satin nickel plated varnished

646 TP



Finiture Finishes



LV
Lucido verniciato
Polished varnished



OSC
Satinato Cromato
Satin Chrome



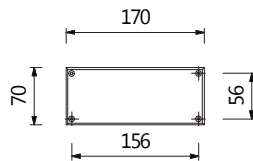
SNV
Satinato nichelato verniciato
Satin nickel plated varnished



Ottone
Brass

Assorted accessories

647 TP



Finiture *Finishes*



LV
Lucido verniciato
Polished varnished



OSC
Satinato Cromato
Satin Chrome



SNV
Satinato nichelato verniciato
Satin nickel plated varnished



Ottone
Brass



INFO TECNICHE

TECHNICAL INFO

Indice / *index*

PER PORTE

FOR DOORS

• SISTEMI DI MONTAGGIO R16 - R1 - RPM - SMG	670
<i>R16 - R1 - RPM - SMG SYSTEM</i>	
• MINIMAL LINE E KIT MINIMAL MAGNETIC	672
<i>MINIMAL LINE AND MINIMAL MAGNETIC KIT</i>	
• SLIM LINE	680
<i>SLIM LINE</i>	
• FLAT LINE	681
<i>FLAT LINE</i>	
• NOTTOLINO PER WC	684
<i>WC TURN</i>	
• PLACCHE RISTRUTTURAZIONE PER PORTE	688
<i>PLATES FOR RENOVATIONS</i>	
• CAPPUCCI COPRICERNIERE	689
<i>COVER HINGES</i>	
• SERRATURE "CLASSIC" 026SR - 027SR- 028SR	692
<i>LOCKS "CLASSIC" 026SR - 027SR - 028SR</i>	

PER FINESTRE FOR WINDOWS

• DK 024 CON FERRO AUTOREGOLANTE	700
<i>DK 024 WITH SELF-ADJUSTING SPINDLE</i>	
• DK 024 CON FERRO A PRESSIONE	701
<i>DK 024 WITH PRESSURE-ADJUSTING SPINDLE</i>	
• SECURBLOCK IL DK AUTOBLOCCANTE	702
<i>SAFETY WINDOW HANDLE</i>	
• SECURKEY DISPOSITIVO ANTI EFFRAZIONE CON CHIAVE E CILINDRO	704
<i>SECURKEY SAFETY WINDOW HANDLE WITH CYLINDER AND KEY</i>	
• ADATTATORI PER DK	705
<i>ADAPTERS FOR DREH KIPP</i>	
• C24 RO ROSETTA PER IMPUGNATURE DK ESTRAIBILI	705
<i>C24 RO ROSE FOR REMOVABLE DK LEVER</i>	
• DK 8 SCATTI	706
<i>DK 8 POSITIONS</i>	
• INFO TECNICHE DK E TK	706
<i>TECHNICAL INFO DK AND TK</i>	
• DW - DK CON CHIAVE E CILINDRO AZIONABILE	707
<i>DW - SAFETY WINDOW HANDLE WITH CYLINDER AND KEY</i>	
• GW-SW - CREMON. E MARTEL. CON CHIAVE E CILINDRO AZIONABILE	707
<i>DW - SAFETY WINDOW HANDLE WITH CYLINDER AND KEY</i>	
• MK - SISTEMA DI DREH KIPP CON IMPUGNATURA MANIGLIONE	708
<i>MK - SYSTEM DREH KIPP WITH PULL HANDLE GRIP</i>	
• Q13 KM - PLACCA COPRIVITI PER CREMONESE - MARTELLINA - DK - TK	708
<i>COVER SCREW PLATE FOR WINDOW HANDLE</i>	
• Q90 KM - PLACCA COPRIVITI PER CREMONESE - MARTELLINA - DK - TK	709
<i>COVER SCREW PLATE FOR WINDOW HANDLE</i>	
• PLACCHE PER RISTRUTTURAZIONI	710
<i>PLATES FOR RENOVATIONS</i>	
• CREMONESI ASTE ESTERNE	711
<i>ESPAGNOLETTE CREMONE BOLTS</i>	

MANIGLIE
HANDLES

MANIGLIONI
PULL HANDLE

BATTENTI
DOOR KNOCKER

POMOLI
KNOBS

SCORREVOLI
SLIDING DOOR

MAN. ALZANTI
PULL HAND FOR SLIDING DOORS

SICUREZZA
SAFETY

COMPLEMENTI
COMPLEMENTS

INFO TECNICHE
TECHNICAL INFO

FINITURE
FINISHES

ESPOSITORI
DISPLAY



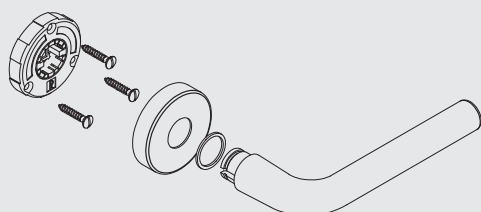
SISTEMI DI MONTAGGIO

MOUNTING SYSTEMS



R16 SYSTEM

Per viti a legno
For wooden screws

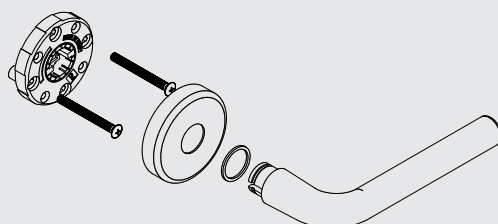


Certification
EN 1906




Adatto a viti passanti per serrature con fori viti
interasse 38 mm

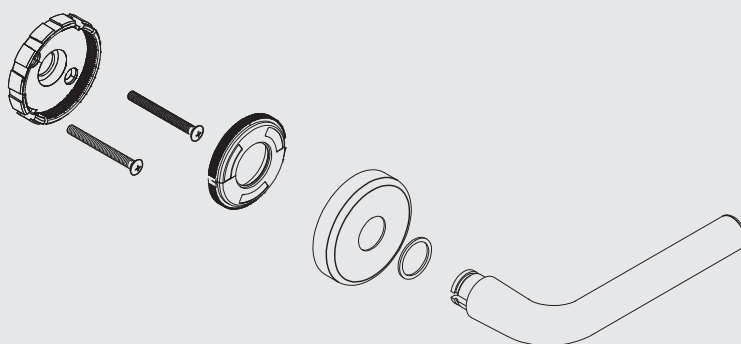
*Suitable for bolt through fixings locks with 38 cc
screw holes*




Certification
EN 1906



Adatto a viti passanti per serrature scandinavia
Suitable for bolt through fixings for scandinavian locks

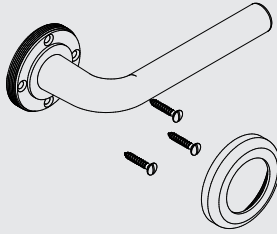


Certification
EN 1906



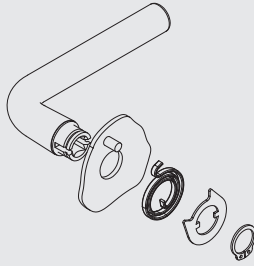
R1 SYSTEM

Sistema di assemblaggio
rosette con molla
*System for roses with
returning spring*



 Certification
EN 1906

Sistema di assemblaggio
placche con molla
*System for plates with
returning spring*




 Certification
EN 1906

SMG SYSTEM

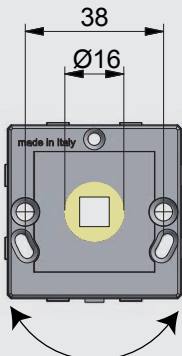
SMG System (Sistema Montaggio Garantito) è il sistema per migliorare ulteriormente il fissaggio maniglie sulle porte tramite ferro forato e grani speciali CDF6

With special spindle and grub screw fixing for further improving the fixing on the doors

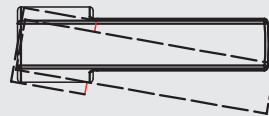
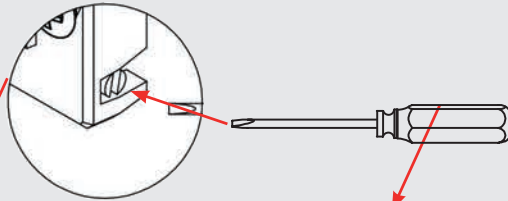


RPM SYSTEM

Sistema Regolazione Posizione Maniglia *With adjusting system for door handle position*



Registrabile con viti a legno
Adjustable with wood screws



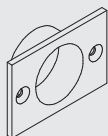
2 $\frac{7}{16}$ MINIMAL LINE

Rosetta minimal spessore 2 mm
Minimal rose 2 mm thickness

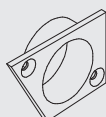


FORATURA PORTA ROSETTE MINIMAL

Door drilling Minimal roses



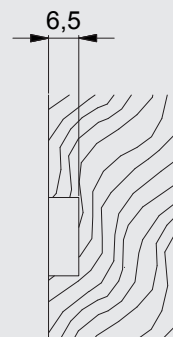
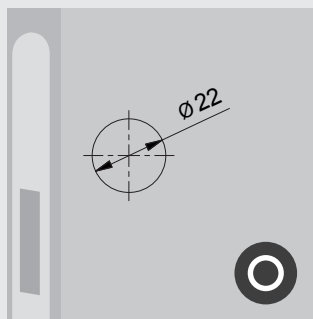
124 RO



113 RO

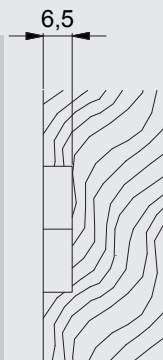
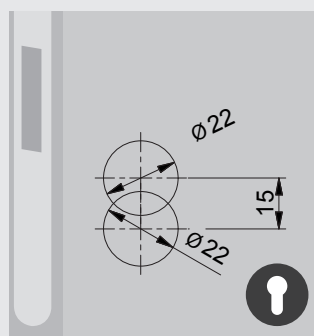
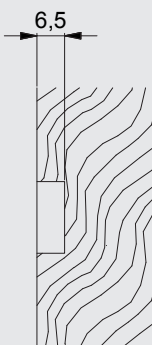
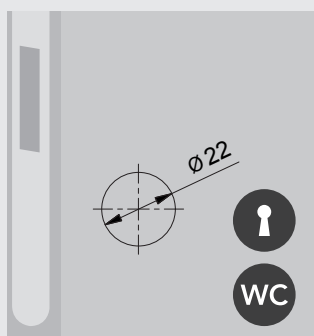


022 RO

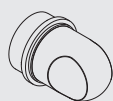


FORATURA PORTA BOCCHETTE MINIMAL

Door drilling Minimal escutcheons



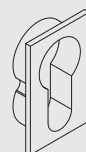
022 BN



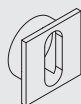
503N0022



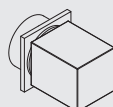
022 BY



Q22 BY



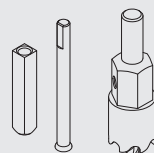
Q22 BN



124N0Q22

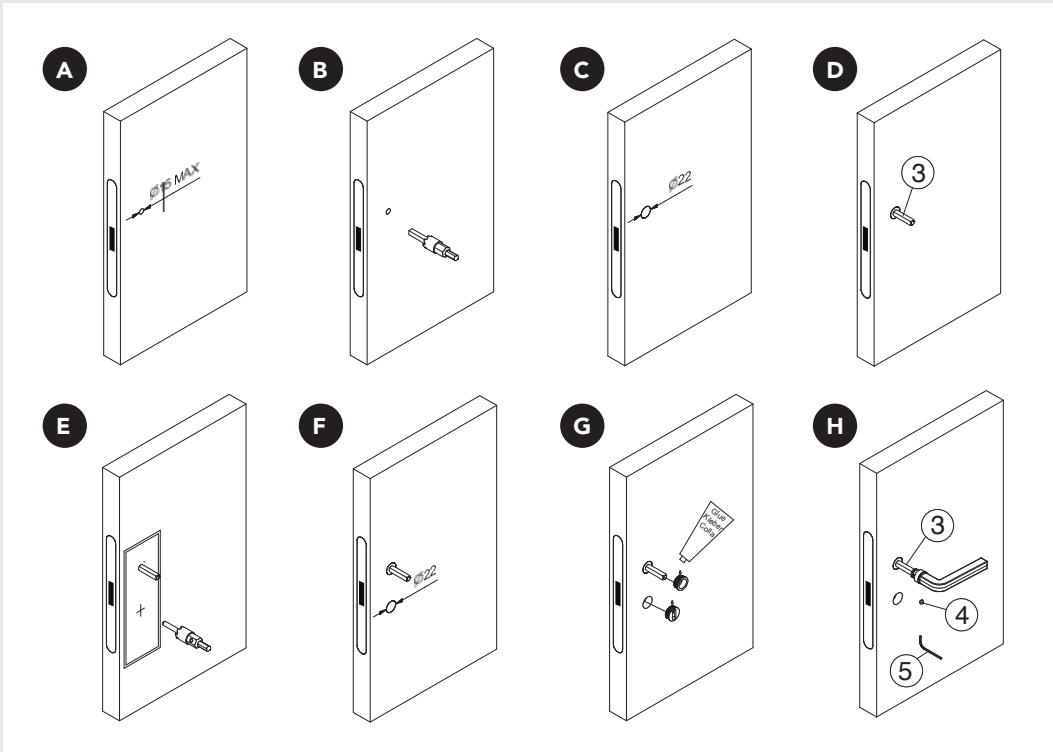
A RICHIESTA - On request

Utensile di foratura $\varnothing 22$ mm completo di ferro quadro 8 mm e punta tonda.
 $\varnothing 22$ mm drill miller with 8x8 mm spindle and drill bit.



BF22VM00M

ISTRUZIONI DI MONTAGGIO ROSETTE MINIMAL ASSEMBLING TEMPLATE MINIMAL ROSES



A - Porta con serratura inserita.

B - C Forare la porta assicurandosi che il foro $\varnothing 22$ sia perfettamente in asse con il foro quadro della serratura. Consigliato l'utensile con montato punta quadra (1).

D - Inserire il ferro quadro 8 (3) in dotazione con la maniglia nel foro quadro della serratura.

E - F Posizionare l'apposita dima infilandola sul ferro quadro fissandola parallela al filo porta con del nastro adesivo. Eseguire il foro $\varnothing 22$ in centro al punto di riferimento indicato sulla dima. Consigliato l'utensile con punta perforante tonda (2).

G - Applicare della colla adeguata sui bordi delle rosette e bocchette ed inserirle negli appositi fori.

H - Assemblare le maniglie inserendole sul ferro quadro (3), serrare tenacemente il grano (4) con l'apposita chiavetta (5).

A - Door comprehensive of lock.

B - C Drill the $\varnothing 22$ mm door handle hole and make sure that it is perfectly aligned with the square hole of the lock. Recommended tool with 8x8 mm spindle mounted (1).

D - Insert the 8 mm (3) square spindle supplied with the door handle into the square lock hole.

E - F Insert the template into the square spindle and fixing it parallel to the door with adhesive tape. Drill the $\varnothing 22$ mm key escutcheon hole centering the reference point shown on the template. Recommended tool with drill bit mounted (2).

G - Apply proper glue on the edge of roses and key escutcheons and insert them into the appropriate door holes.

H - Insert the lever handles in the square spindle (3). Tighten the grub screw (4) with the key supplied (5).



Utensile con punta quadra (1)
 Drill miller with 8x8 mm spindle (1)



Utensile con punta perforante (2)
 Drill miller with drill bit (2)





KIT MINIMAL MAGNETIC

KIT Q-Arte 124 MINIMAL

Maniglia Minimal art.124 con serratura magnetica
Minimal Handle art.124 with magnetic lock



124MR124-3S

Finiture Finishes



ZSC
Satinato cromato
Satin Chrome



NR
Nero opaco RAL 9005
Matt Black RAL 9005

Versioni serratura Lock version



Chiave
Key lock



Yale
Cylinder lock



WC
Bathroom lock

KIT Q-Color 424 MINIMAL

Maniglia Minimal art.424 con serratura magnetica
Minimal Handle art.424 with magnetic lock



424MR124-3S

Finiture Finishes



BNV/SC
Satinato cromato / ABS Bianco
Satin chrome / ABS White



NRV/SC
Satinato cromato / ABS Nero
Satin chrome / ABS Black

Versioni serratura Lock version



Chiave
Key lock



Yale
Cylinder lock



WC
Bathroom lock

KIT Q-Insert 425 MINIMAL

Maniglia Minimal art.425 con serratura magnetica
Minimal Handle art.425 with magnetic lock



425MR124-3S

Finiture Finishes



EB/SC
Satinato cromato / Ebano
Satin chrome / Ebony



WE/SC
Satinato Cromato / Wengè
Satin chrome / Wengè

Versioni serratura Lock version



Chiave
Key lock



Yale
Cylinder lock



WC
Bathroom lock

INFO TECNICHE PER PORTE TECHNICAL INFO FOR DOORS

KIT R-Strass 420 MINIMAL

Maniglia Minimal art.420 con serratura magnetica
Minimal Handle art.420 with magnetic lock



420MR124-3S

Finiture Finishes



STRASS/SC
Strass su satinato cromato
Strass on satin chrome



STRASS/NR
Strass su Nero opaco RAL 9005
Strass on matt black RAL 9005

Versioni serratura Lock version



Chiave
Key lock




Yale
Cylinder lock



WC
Bathroom lock

KIT Wonder 113 MINIMAL

Maniglia Minimal art.113 con serratura magnetica
Minimal Handle art.113 with magnetic lock



113MR113-3S

Finiture Finishes



ZSC
Satinato cromato
Satin Chrome



NR
Nero opaco RAL 9005
Matt Black RAL 9005

Versioni serratura Lock version



Chiave
Key lock



Yale
Cylinder lock



WC
Bathroom lock

KIT Apri 121 MINIMAL

Maniglia Minimal art.121 con serratura magnetica
Minimal Handle art.121 with magnetic lock



121MR022-3S

Finiture Finishes



OSC
Satinato cromato
Satin Chrome

Versioni serratura Lock version



Chiave
Key lock



Yale
Cylinder lock



WC
Bathroom lock





KIT MINIMAL MAGNETIC

KIT Astra 184 MINIMAL

Maniglia Minimal art.184 con serratura magnetica
Minimal Handle art.184 with magnetic lock



184MR022-3S

Finiture *Finishes*



OSC
Satinato cromato
Satin Chrome

Versioni serratura *Lock version*



Chiave
Key lock



Yale
Cylinder lock



WC
Bathroom lock

KIT Elegance 005 MINIMAL

Maniglia Minimal art.005 con serratura magnetica
Minimal Handle art.005 with magnetic lock



005MR022-3S

Finiture *Finishes*



ZSC
Satinato cromato
Satin Chrome

Versioni serratura *Lock version*



Chiave
Key lock



Yale
Cylinder lock



WC
Bathroom lock

KIT Ixia J40 MINIMAL

Maniglia Minimal art.J40 con serratura magnetica
Minimal Handle art.J40 with magnetic lock



J40MR022-3S

Finiture *Finishes*



ZSC
Satinato cromato
Satin Chrome



NR
Nero opaco RAL 9005
Matt Black RAL 9005

Versioni serratura *Lock version*



Chiave
Key lock



Yale
Cylinder lock



WC
Bathroom lock

INFO TECNICHE PER PORTE

TECHNICAL INFO FOR DOORS

KIT Q-10 119 MINIMAL

Maniglia Minimal art.119 con serratura magnetica
Minimal Handle art.119 with magnetic lock



119MR022-3S

Finiture Finishes



OSC
Satinato cromato
Satin Chrome

Versioni serratura Lock version



Chiave
Key lock



Yale
Cylinder lock



WC
Bathroom lock

KIT Spring 141 MINIMAL

Maniglia Minimal art.141 con serratura magnetica
Minimal Handle art.141 with magnetic lock



141MR022-3S

Finiture Finishes



ZSC
Satinato cromato
Satin Chrome



NR
Nero opaco RAL 9005
Matt Black RAL 9005

Versioni serratura Lock version



Chiave
Key lock



Yale
Cylinder lock



WC
Bathroom lock



SERRATURE MAGNETICHE

MAGNETIC LOCK



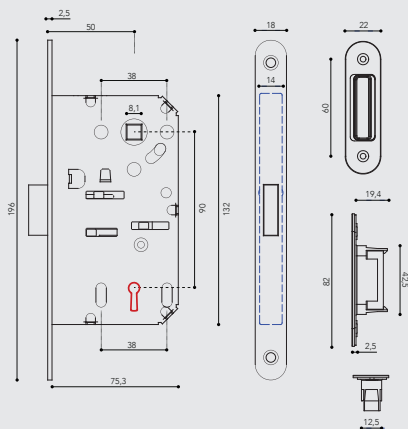
SERRATURA N65SR - CHIAVE
LOCK N65SR - KEY HOLE



N65SR - SC



N65SR - NR



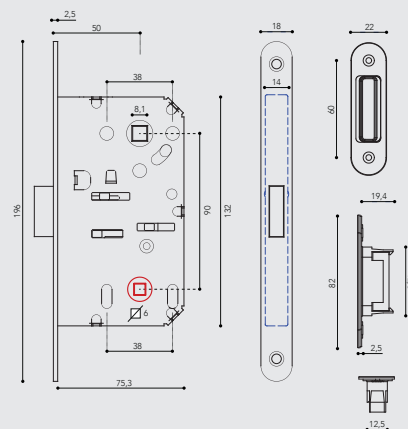
SERRATURA N66SR - BAGNO WC
LOCK N66SR - BATHROOM HOLE



N66SR - SC



N66SR - NR



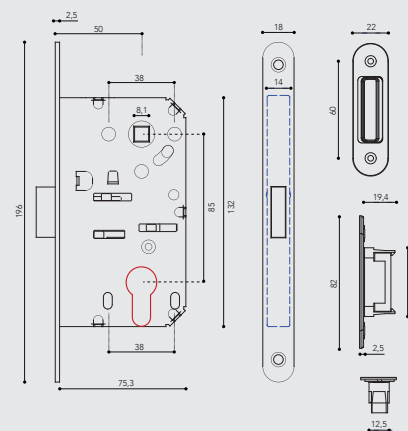
SERRATURA N69SR - CILINDRO
LOCK N69SR - CYLINDER HOLE



N69SR - SC



N69SR - NR



VANTAGGI ADVANTAGES

- Simmetria perfetta *Perfect symmetry*
- Reverseibilità totale *Total reversibility*
- Silenziosità e fluidità *Silence and fluidity*
- Resistente alla corrosione *Corrosion resistant*
- Nessuna manutenzione richiesta *No maintenance required*
- Sicurezza per i bambini, nessun rischio di schiacciamento
Safety for children, no risk of crushing



ENTRATA
BACKSET
50 mm



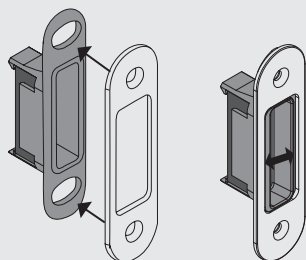
QUADRO
SQUARE HOLE

Maniglia *Handle:*
8 mm
Bagno *Bathroom hole:*
6 mm



INTERASSE
CC DISTANCE

Chiave *Key hole:*
90 mm
Bagno *Bathroom hole:*
90 mm
Cilindro *Cylinder Hole:*
85 mm



CONTROPIASTRA S90IN BLIND PLATE S90IN

CONTROPIASTRA REGOLABILE
Possibilità di regolare in larghezza la contropiastra per il centraggio con la serratura

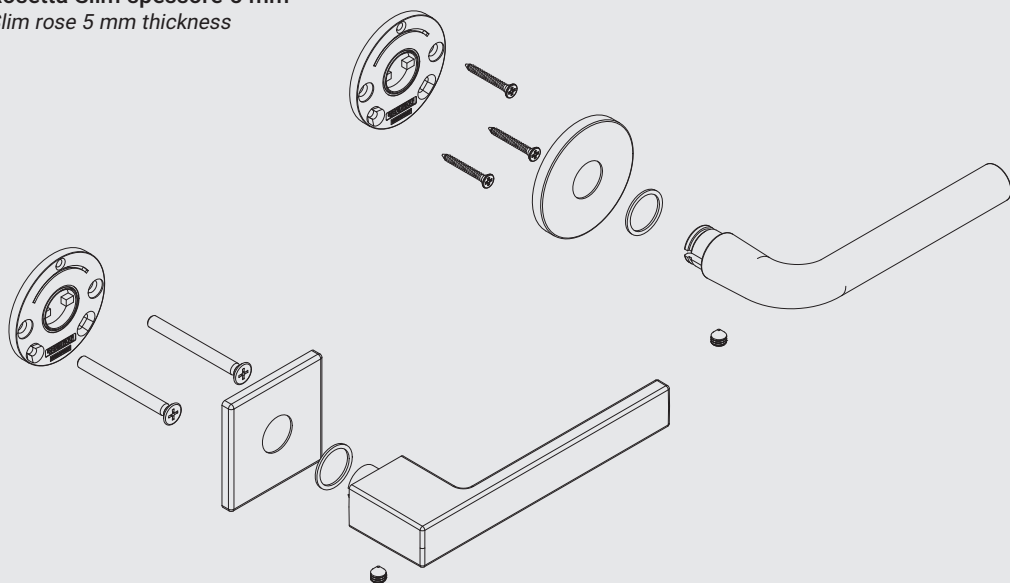
ADJUSTABLE STRIKING PLATE

It is possible to adjust the striking plate on left or right side to center the lock



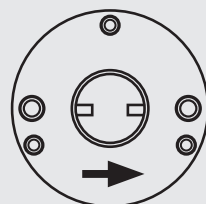
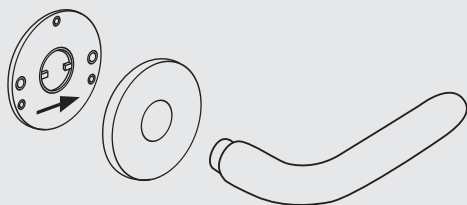
5 $\frac{1}{2}$ SLIM LINE

Rosetta Slim spessore 5 mm
Slim rose 5 mm thickness



MONTAGGIO MOLLA PER MANIGLIA DESTRA

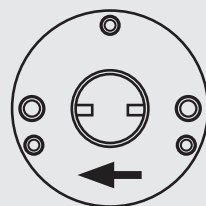
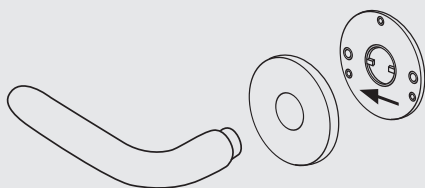
SPRING ASSEMBLING FOR RIGHT HANDLE



DX | RH

MONTAGGIO MOLLA PER MANIGLIA SINISTRA

SPRING ASSEMBLING FOR LEFT HANDLE



SX | LH

1 FLAT LINE

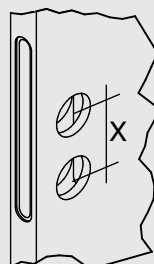
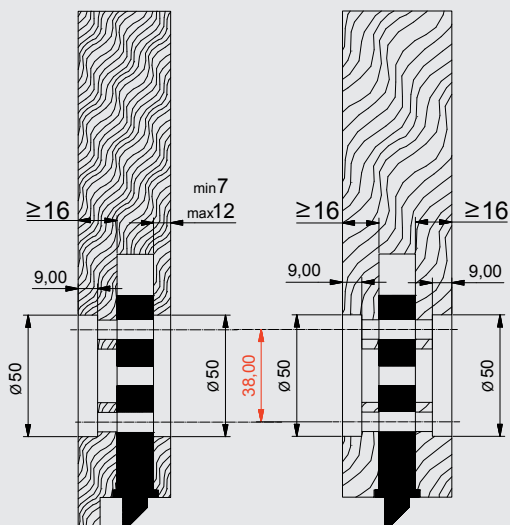
INFO TECNICHE PER PORTE TECHNICAL INFO FOR DOORS

Rosetta Flat spessore 1 mm Flat rose 1 mm thickness

Componenti standard per porte spessore 38 - 45 mm
Standard components for door thickness 38 - 45 mm

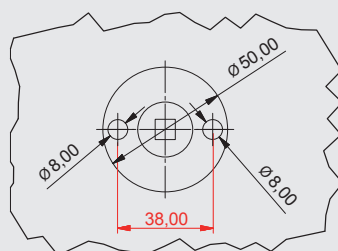


Specifiche tecniche pannello porta Door panel technical features



		A
🔑	BN-BB 57	65
	BN-BB 70	78
	BN-BB 72	80
	BN-BB 90	98
	BN-BB 90	98
🔑	BY-PZ 47	55
	BY-PZ 70	78
	BY-PZ 72	80
	BY-PZ 85	93
	BY-PZ 90	98
	BY-PZ 92	100
	BY-PZ 78	86
	BY-PZ 78	86
🔑	WC 57	57
	WC 70	70
	WC 72	72
	WC 78	78
	WC 90	90

Für maßnahmen nicht indiziert
Per misure non indicate
For sizes not shown
Pour mesures pas indiquées
Para medida no no indicadas
A= BN-BB + mm 8
A= BY-PZ + mm 8
A= WC + mm 0



FLAT LINE

ISTRUZIONI DI MONTAGGIO ROSETTE FLAT ASSEMBLING TEMPLATE FLAT ROSES



Porta o n fori diametro 50mm



Montaggio della serratura e del ferro



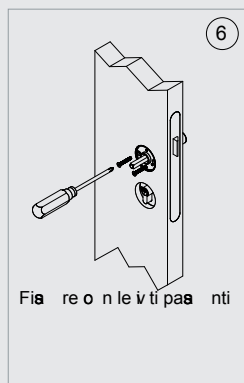
Posizionare la piastrina "A" nel foro della maniglia



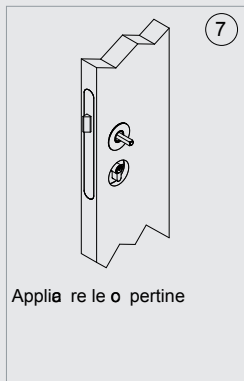
Applicare la rosetta a filo con la porta, registrare usando i grani



Applicare la rosetta a filo con la porta, registrare usando i grani



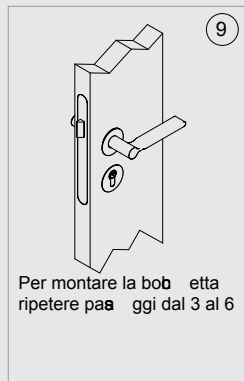
Fixare o n le viti passanti



Applicare le o pertine



Montare l'impugnatura e girando fortemente il grano

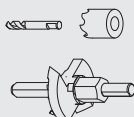


Per montare la bobina ripetere passaggi dal 3 al 6

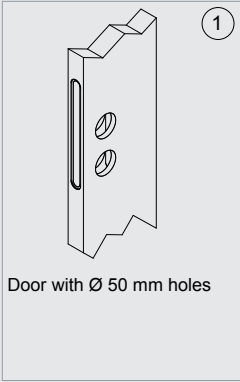
A RICHIESTA

Utensile di foratura Ø 50 mm completo di ferro Q8 e punta tonda

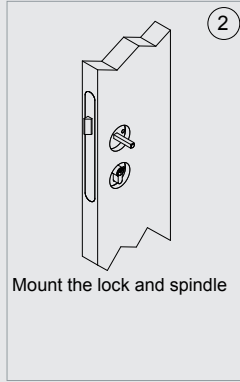
BF50VM00M



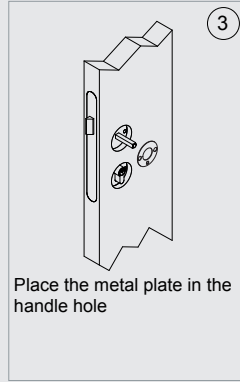
Valida anche per il sistema Minimal Line



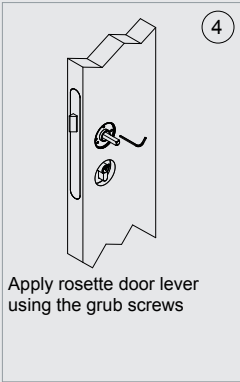
Door with Ø 50 mm holes



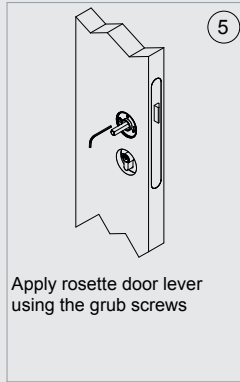
Mount the lock and spindle



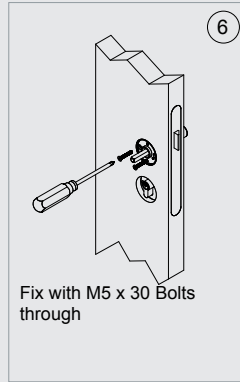
Place the metal plate in the handle hole



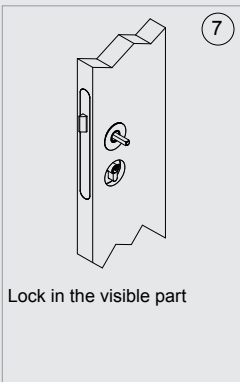
Apply rosette door lever using the grub screws



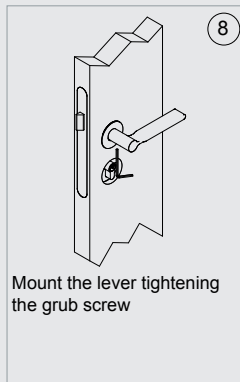
Apply rosette door lever using the grub screws



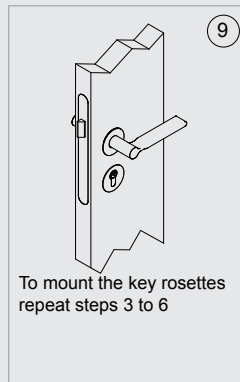
Fix with M5 x 30 Bolts through



Lock in the visible part



Mount the lever tightening the grub screw

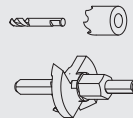


To mount the key rosettes repeat steps 3 to 6

ON REQUEST

Ø 50 mm Drill miller
 with 8x8 mm spindle and drill bit

BF50VM00M



Suitable also for
 Minimal Line
 system



NOTTOLINO PER WC

WC TURN

PRATICITÀ E SICUREZZA CON IL NOTTOLINO PER PORTE DA BAGNO

PRACTICALITY AND SAFETY WITH THE WC TURN FOR BATHROOM DOORS

Con il nottolino WC REGUITTI dirai addio alla solita chiave per azionare il blocco serratura.

Questo consentirà maggior praticità non avendo più il rischio di perdere la chiave dalla serratura, ma soprattutto maggior sicurezza nei casi di emergenza. Infatti con l'uso di una comune moneta nell'apposito decomando a vista sarà semplice azionare la serratura dall'esterno.

Il funzionamento dei nottolini WC REGUITTI è semplice ed estremamente performante.

With the WC REGUITTI turn you will say goodbye to the usual key to operate the lock.

This will make it easier to use without the risk of losing the key from the lock, but above all it will make it safer in an emergency. In fact, with the use of a common coin in the appropriate visible emergency release will be easy to operate the lock from the outside.

The operation of REGUITTI WC turn is simple and extremely performing.

Nottolino applicato sulla parte lato INTERNO della porta da bagno
WC turn applied on the side part Interior of the bathroom door



Apertura di emergenza applicata sulla parte lato ESTERNO della porta da bagno
Emergency release applied on the EXTERNAL side of the bathroom door

VANTAGGI ADVANTAGES



**PRIVACY
E SICUREZZA**
*PRIVACY
AND SECURITY*

In casi di emergenza con l'uso di una comune moneta nell'apposito decomando a vista sarà semplice azionare la serratura dall'esterno.

In case of emergency release, with the use of a common coin in the appropriate visible emergency release, it will be easy to operate the lock from the outside.



PRATICITÀ
PRACTICALITY

Con il nottolino WC che sostituisce la chiave sparisce il rischio di perdere la chiave del bagno.

With the WC turn replacing the key, there is NO risk of losing the bathroom key.

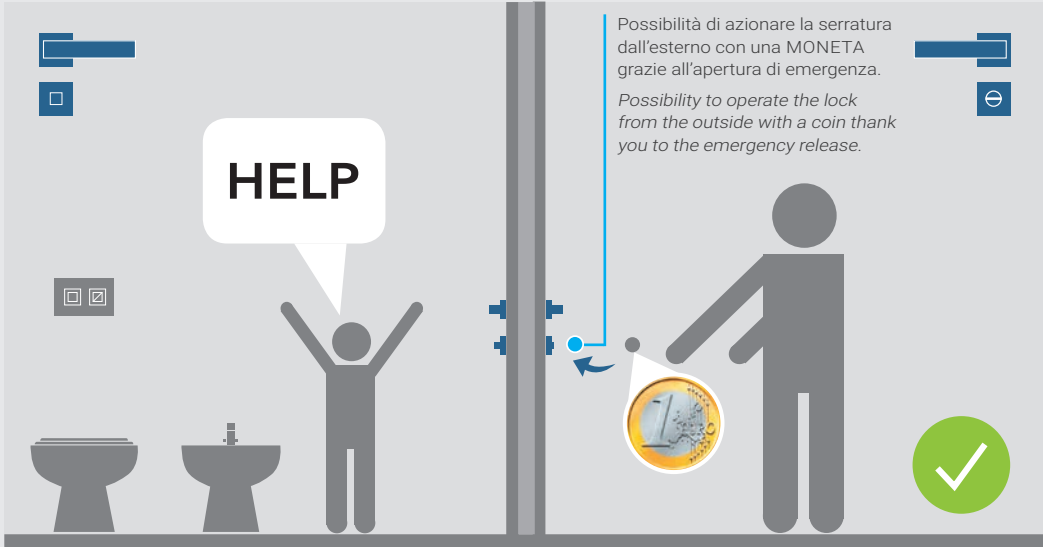


**ACQUISTO
NEL TEMPO**
*PURCHASE
IN TIME*

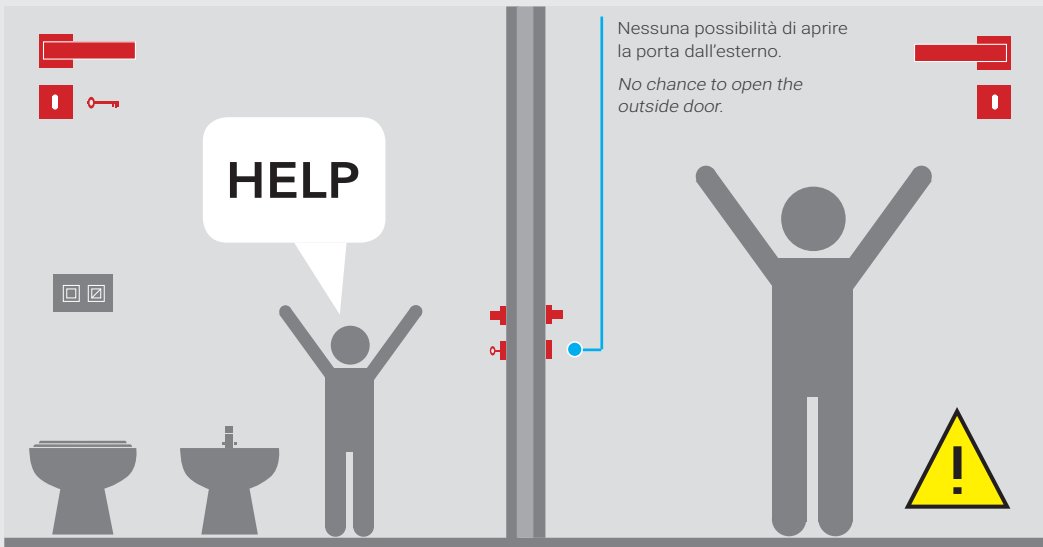
Grazie alla funzionalità del decomando esterno, l'intervento in casi di emergenza non comporta la distruzione della vostra serratura.

Thanks to the functionality of the external emergency opening, the intervention in case of emergency does not lead to the destruction of your lock.

Maniglia con nottolino wc *Handle with wc turn*



Maniglia con chiave tradizionale *Handle with traditional key*



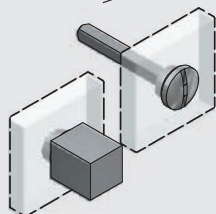
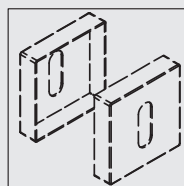
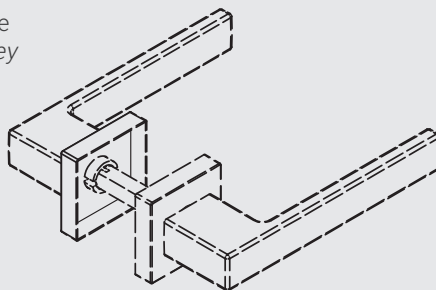
NOTTOLINO PER WC

WC TURN

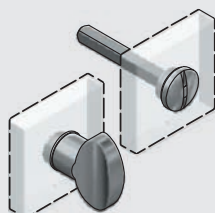
INFO TECNICA PER NOTTOLINO WC

TECHNICAL INFO FOR WC

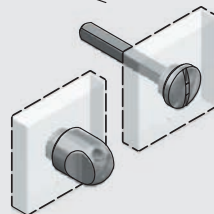
Maniglia con rosette e bocchette
Handle with rose and rose for key



RQ

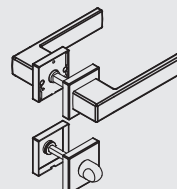
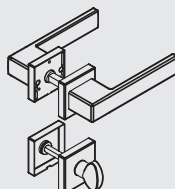
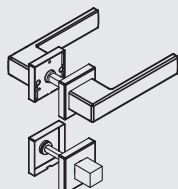


RG



RW

Example



A richiesta tutte le maniglie su rosetta possono essere fornite con nottolino WC
On request every lever handle on rose can be supplied with wc turn

Accessori per adattare le serrature yale all'applicazione del nottolino WC
"Euro profile to WC Set" adaptation tools

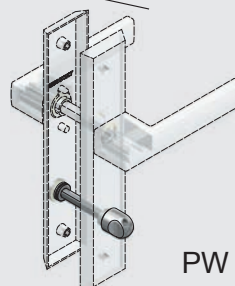
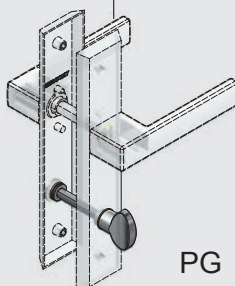
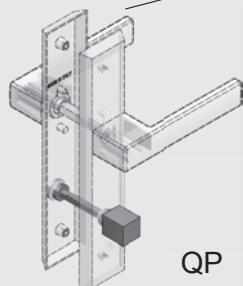
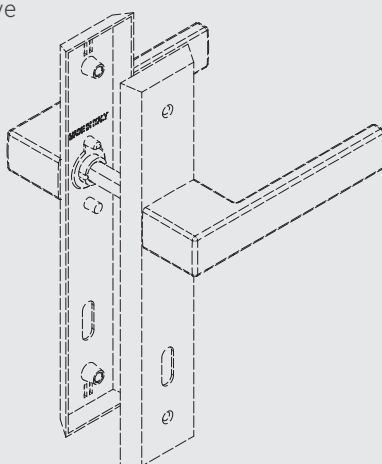
Cilindro di adattamento da foro yale a quadro 6mm per applicazione nottolino wc senza la sostituzione della serratura (applicabile solo a serrature Yale)

Adaptation cylinder for the replacement of the Euro profile metal cylinder with a square 6 mm hole, suitable for WC sets

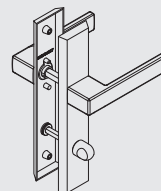
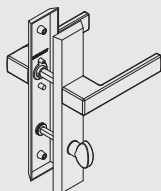
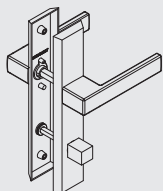


006CY

Maniglia con placca e foro chiave
Handle with plate and key hole



Example



A richiesta tutte le maniglie su rosetta possono essere fornite con nottolino WC
On request every lever handle on rose can be supplied with wc turn



PLACCHE PER RISTRUTTURAZIONI

PLATES FOR RENOVATIONS

Placche speciali per ristrutturazione con dimensioni maggiorate per coprire impronte preesistenti.
Plates for substitution with oversized dimensions to cover preexisting signs



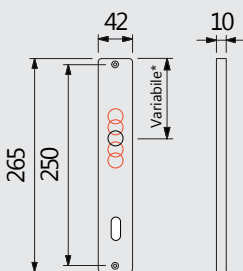
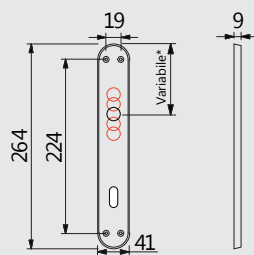
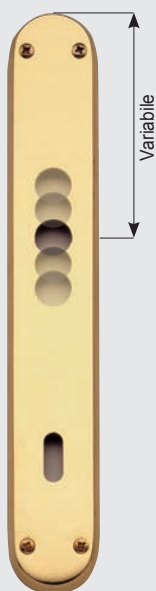
Maniglia obsoleta
Door handle obsolete



Dopo lo smontaggio
After disassembly



Nuova maniglia
New door handle




C	Y	W
70	70	70
72	72	72
75	85	78
90	88	85
	90	90
	92	96

CAPPUCCI COPRICERNIERE COVER HINGES

INFO TECNICHE PER PORTE
TECHNICAL INFO FOR DOORS

Cappucci copricerniere per cerniere anuba
Cover hinge for anuba hinge



Cerniera anuba in ferro
Anuba hinge

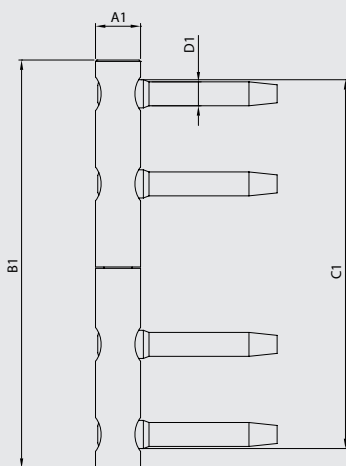


Montaggio cappucci
Hinge covers mounting

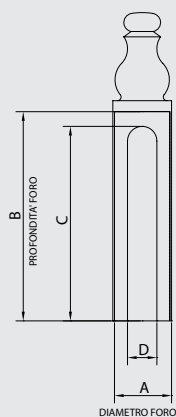


Con cappucci "Reguitti"
Hinge covers mounted

MISURE CERNIERA HINGE SIZE



MISURE CAPPUCCIO HINGE COVER SIZE



Individuazione dell'articolo adatto:

- Il diametro A deve essere uguale al diametro A1.
- La profondità foro Bx2 deve essere uguale o superiore alla misura B1.
- La lunghezza Cx2 deve essere uguale o superiore alla lunghezza C1.
- La larghezza D deve essere uguale o superiore al diametro D1.

Finding the right article:

- Diameter A must be equal to diameter A1.
- Bx2 hole depth must be equal or greater than measure B1.
- The length Cx2 must be equal or greater than length C1.
- Width D must be equal or greater than diameter D1.





COMPATIBILITÀ CAPPUCCI COPRI ANUBA

TECHNICAL INFO FOR COVER HINGES COMPATIBILITY
WITH ANUBA HINGES

* SOLO A RICHIESTA PER QUANTITÀ DA DEFINIRE


* ON REQUEST ONLY AND FOR QUANTITY TO BE FINALIZED

 PEZZI NECESSARI PER OGNI CERNIERA
 COVERS REQUESTED FOR EACH HINGE



COSTRUTTORE CERNIERE HINGES MANUFACTURER	TIPO CERNIERA TYPE OF HINGE	Ø CERNIERA HINGE Ø	PZ. ⊙	COPRIANUBA REGUITTI COMPATIBILI REGUITTI COMPATIBLE HINGES COVERS			
				821AN014	829AN014	A21AN014	A25AN014
AGB	3D REGISTRABILE	14	2	821AN014	829AN014	A21AN014	A25AN014
AGB	3D REGISTRABILE	16	2	821AN016	829AN016	A21AN016	A25AN016
AGB	119	13	2	820AN013	828AN013		A24AN013
AGB	119	14	2	820AN014	828AN014		A24AN014 824AN014
AGB	119	16	2	820AN016	828AN016		
AGB	ZENIT REGISTRABILE	16	2	821ANG16	829ANG16		
AGB	ZENIT REGISTRABILE	20	2	821ANG20	829ANG20		
AGB	TOP REGISTRABILE	16	1	821AN016	829AN016		
			1	821AN916	829AN916		
AGB	TOP REGISTRABILE	20	1	821AN020	829AN020		
			1	821ANG20	829ANG20		
AGB	REVER	14	2	820ANG14*	828ANG14*		
OTLAV	055130A	13	2	820AN013	828AN013		A24AN013
OTLAV	055140A	14	2	820AN014	828AN014		A24AN014 824AN014
OTLAV	055160A	16	2	820AN016	828AN016		
OTLAV	495140 REGISTRABILE	14	2	821AN014	829AN014	A21AN014	A25AN014
OTLAV	495160 REGISTRABILE	16	2	821AN016	829AN016	A21AN016	A25AN016
OTLAV	495200A REGISTRABILE	20	2	821AN020	829AN020		
OTLAV	URSUS	16	1	821AN016	829AN016		
			1	821AN916	829AN916		
OTLAV	URSUS	18	1	821ANU18 821ANG18	829ANU18 829ANG18		
OTLAV	EXACTA 2 REGISTRA- BILE	14	2	820AN014	828AN014		
SFS INTEC	11R-14-000	14	2	821AN014	829AN014	A21AN014	A25AN014
SFS INTEC	20-14-000	14	2	820AN014	828AN014		A24AN014 824AN014
SFS INTEC	11R-15-000 "TIPO CORTO" 92 MM	15	2	821ANT15*	829ANT15		
SFS INTEC	11R-15-003 "TIPO LUNGO" 112 MM	15	2	821AN015	829AN015		
SFS INTEC	11R-20 "TIPO LUNGO" 112 MM	20	2	821AN020	829AN020		
LAFLORIDA	182R L1	14	2	821AN014	829AN014	A21AN014	A25AN014
LAFLORIDA	182R N1	16	2	821AN016	829AN016	A21AN016	A25AN016
LAFLORIDA	182R R	20	2	821AN020	829AN020		

INFO TECNICHE PER PORTE
TECHNICAL INFO FOR DOORS

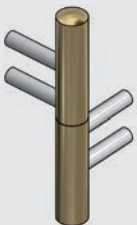


COSTRUTTORE CERNIERE HINGES MANUFACTURER	TIPO CERNIERA TYPE OF HINGE	Ø CERNIERA HINGE Ø	PZ. ⑤	COPRIANUBA REGUITTI COMPATIBILI REGUITTI COMPATIBLE HINGES COVERS	
SIMONSWERK	V3420 WF	15	2	821ANG15	829ANG15
SIMONSWERK	V4200 WF	15	1	821ANG15	829ANG15
SIMONSWERK	V4400 VF	15	1	821ANG15	829ANG15
SIMONSWERK	V4700 WF	15	1	821ANG15	829ANG15
SIMONSWERK	V3200 WF	15	1	821AN915	829AN915
SIMONSWERK	V3400 WF	15	1	821AN915	829AN915
SIMONSWERK	V0020	15	1	821ANS15	829ANS15



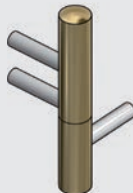
COSTRUTTORE CERNIERE HINGES MANUFACTURER	TIPO CERNIERA TYPE OF HINGE	Ø CERNIERA HINGE Ø	PZ. ⑤	COPRIANUBA REGUITTI COMPATIBILI REGUITTI COMPATIBLE HINGES COVERS	
SIMONSWERK	V4426 WF	15	2	821ANS15	829ANS15
			1	820ANL15	820ANL15
SIMONSWERK	C1-15 WF	15	2	820AN015	828AN015
			1	820ANC15	820ANC15
SIMONSWERK	C2-15 WF	15	2	820AN015	828AN015
			1	820ANC15	820ANC15
SIMONSWERK	V4226 WF	15	2	820ANB15	828ANB15
			1	820ANL15	820ANL15

CERNIERA SIMMETRICA
Symmetrical Hinge




2 cappucci stessa lunghezza
2 Same length Hinges covers

CERNIERA ASIMMETRICA
Asymmetrical Hinge



1 cappuccio lungo 1 cappuccio corto
1 Hinge cover shorter and
1 Hinge cove longer

CERNIERA TRE PEZZI
Hinge made of three pieces



2 cappucci standard
+ 1 cappuccio centrale
2 standard Hinges covers and
1 cover central Hinge

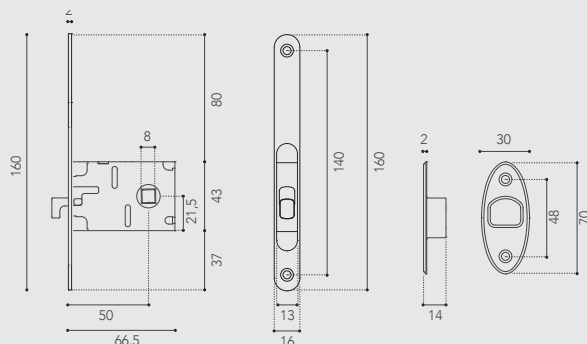


SERRATURE "CLASSIC" 026SR - 027SR - 028SR

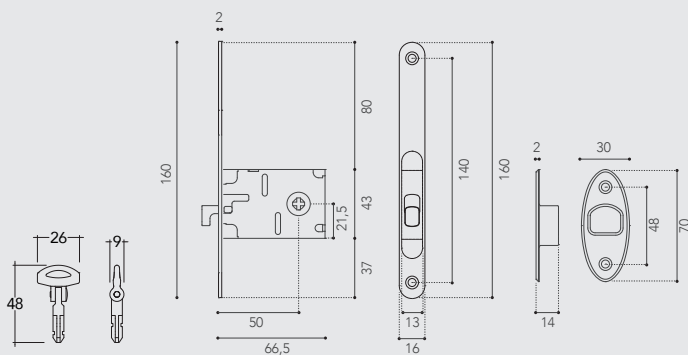
LOCKS "CLASSIC" 026SR - 027SR - 028SR



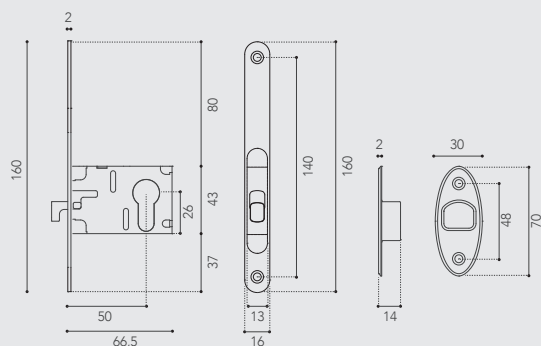
026 SR



027 SR

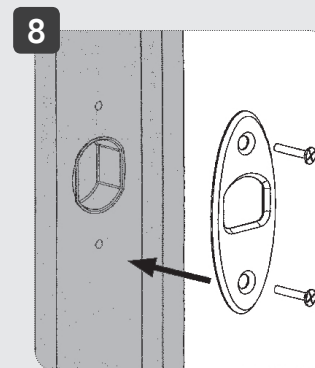
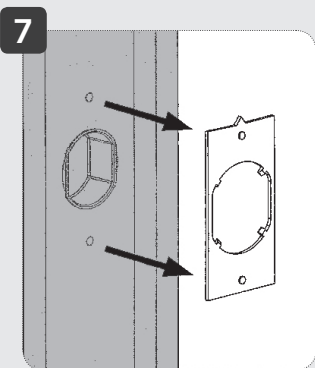

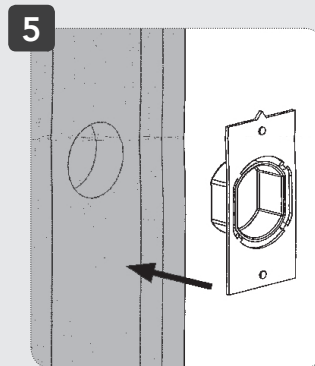
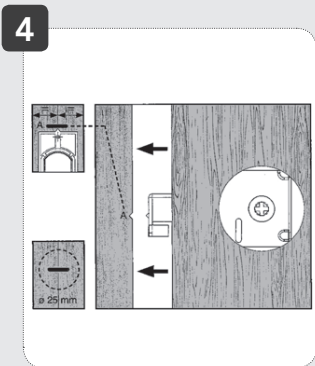
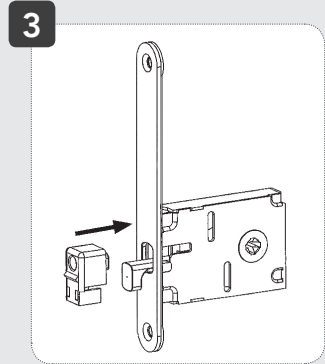
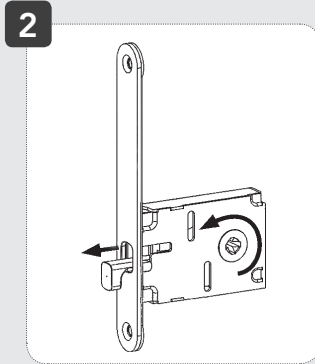
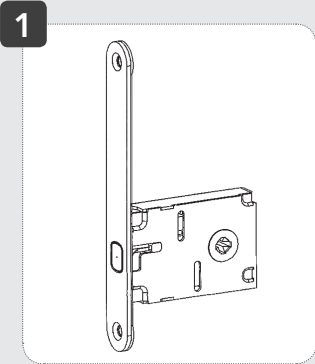


028 SR



ISTRUZIONI SERRATURE "CLASSIC" 026SR - 027SR - 028SR

MOUNTING INSTRUCTIONS "CLASSIC" LOCKS
026SR - 027SR - 028SR



SERRATURE "CLASSIC" 026SR - 027SR - 028SR

LOCKS "CLASSIC" 026SR - 027SR - 028SR

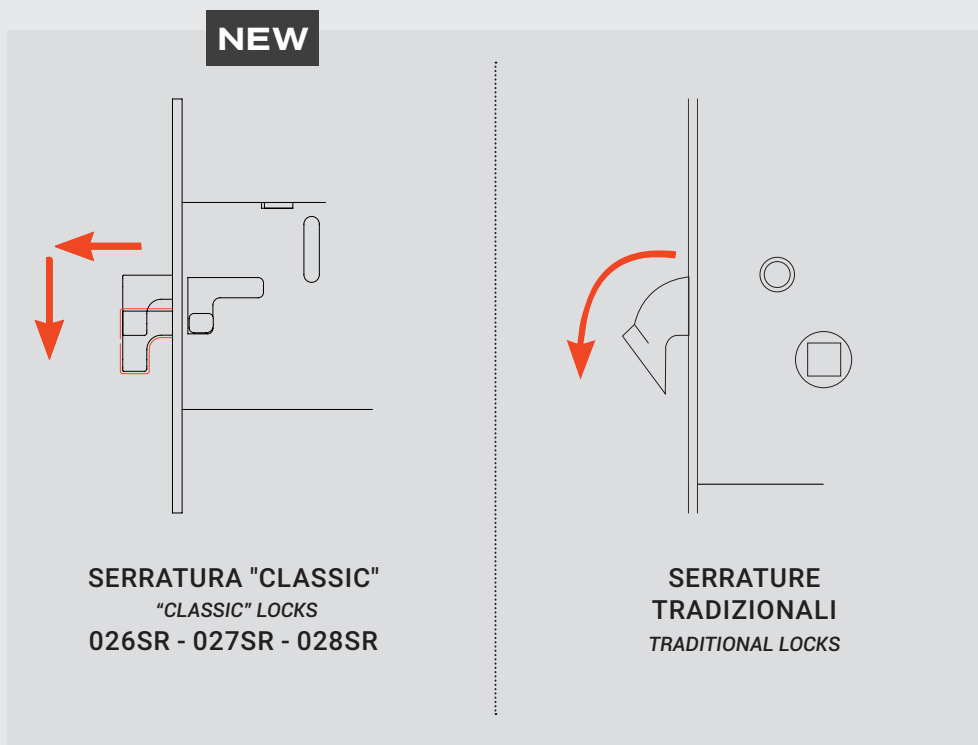
VANTAGGI ADVANTAGES

1. NUOVO SISTEMA DI CHIUSURA A GANCIO NEW HOOK CLOSING SYSTEM



Grazie ad una maggior tolleranza tra gancio ed incontro, il nuovo sistema di chiusura a gancio consente sempre un'ottima chiusura della serratura anche a fronte di cedimenti verticali della porta (assestamento successivo all'installazione).

Thanks to a considerable hook-striker tolerance it allows a perfect lock closing, also with an after installation's vertical adjustment of the door.



VANTAGGI ADVANTAGES

2. INCONTRO FACILE DA FISSARE NEW HOOK CLOSING SYSTEM

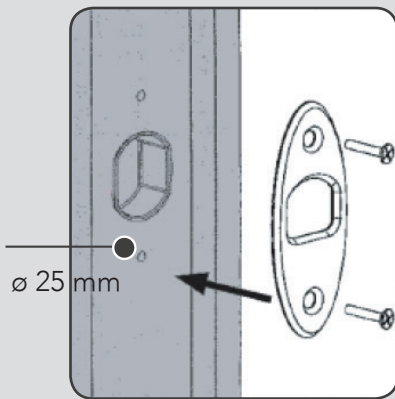


Risparmio di almeno il 50% del tempo, con un foro per incontro \varnothing 25 mm, rispetto all'operazione di montaggio tradizionale.

Saving at least 50% of time, with a hole of \varnothing 25 mm, compared to the traditional assembling


SISTEMA BREVETTATO PATENTED SYSTEM

NEW



INCONTRO "CLASSIC"
PER SERRATURE 026SR - 027SR - 028SR

"CLASSIC" STRIKER
FOR "CLASSIC" LOCKS 026SR - 027SR - 028SR



INCONTRO TRADIZIONALE

TRADITIONAL STRIKER

IN DOTAZIONE:
DIME DI MONTAGGIO INCONTRO
NESSUN ERRORE DI FORATURA E MONTAGGIO

INCLUDED:
STRIKER MOUNTING TEMPLATES
NO DRILLING AND MOUNTING MISTAKES



SERRATURE "CLASSIC" 026SR - 027SR - 028SR

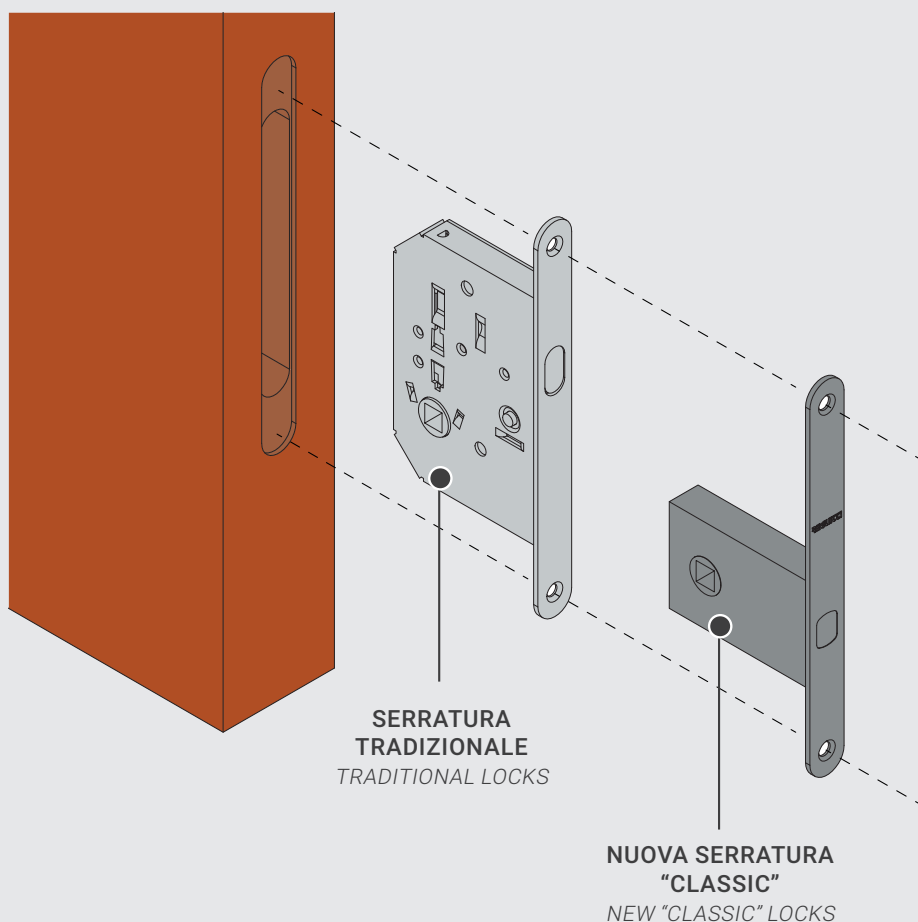
LOCKS "CLASSIC" 026SR - 027SR - 028SR

VANTAGGI ADVANTAGES

3. STESSA FORATURA PORTA DELLE SERRATURE TRADIZIONALI SAME DOOR CUT OUT OF TRADITIONAL LOCKS



La foratura del pannello rimane uguale alla foratura per le serrature tradizionali. *Same door drilling of traditional locks.*



VANTAGGI ADVANTAGES

INFO TECNICHE PER PORTE
TECHNICAL INFO FOR DOORS

4. STESSA FORATURA PORTA PER SERRATURE CLASSIC CON FORO ∇ 8 MM, CHIAVE E YALE SAME DOOR CUT OUT FOR CLASSIC LOCKS WITH ∇ 8 MM, KEY AND CYLINDER HOLE

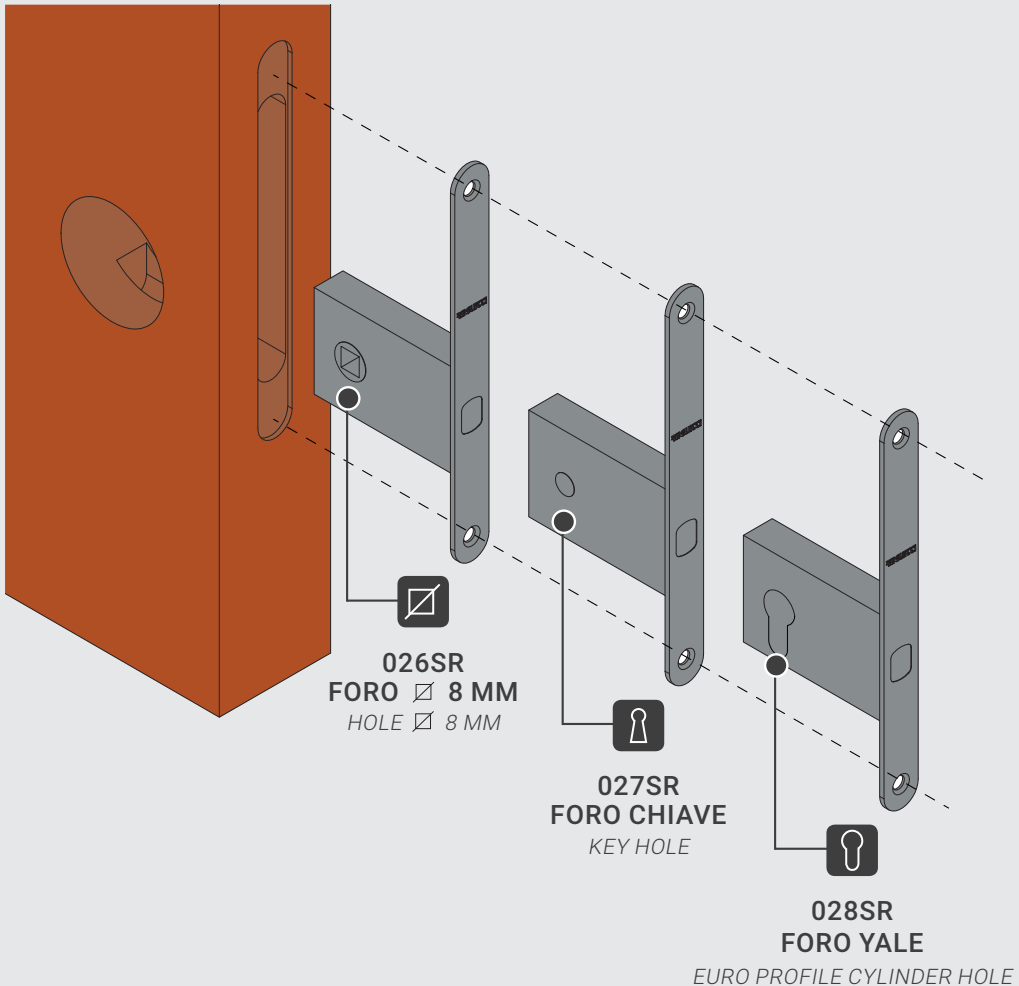


Stessa foratura per kit con placche ad incasso \varnothing 48 mm (foratura S1) e kit con placche con incasso ovale 535PI e Q35PI (foratura S4).

Adatte per pannelli già forati, permette di scegliere il tipo di chiusura al momento dell'installazione o un possibile cambio d'uso successivo.

For kits with recessed plates \varnothing 48 mm (drilling S1) and kits with plates oval recessed plates 535PI and Q35PI (drilling S4).

Suitable for panels already drilled, and it allows to choose the type of closing during the installation, and possible future closing changes.



INFO TECNICHE
TECHNICAL INFO

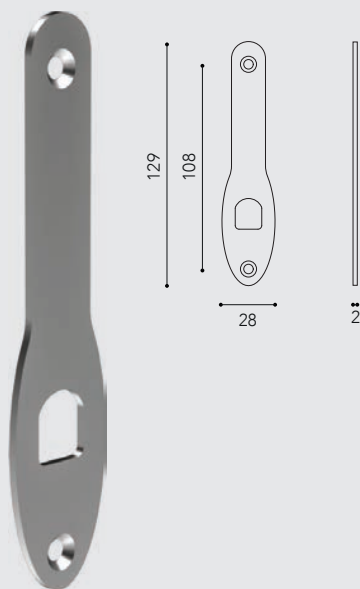


SOSTITUZIONE DELLE SERRATURE TRADIZIONALI

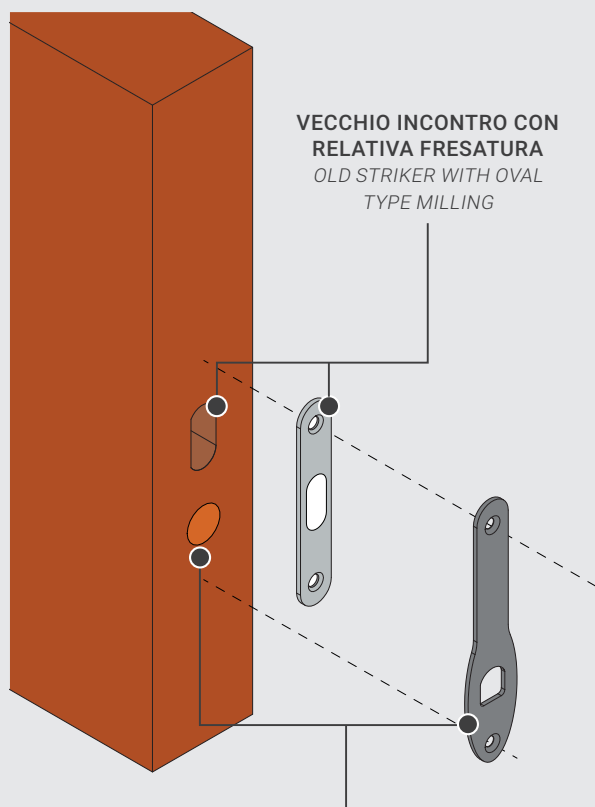
REPLACING TRADITIONAL LOCKS

INCONTRO PER SOSTITUZIONE

UNIVERSAL STRIKER FOR REPLACING
SLIDING DOORS LOCKS



129 IN



**INCONTRO PER SOSTITUZIONE (129IN)
CON RELATIVA FRESATA Ø25 mm**
UNIVERSAL STRIKER FOR REPLACEMENT (129IN)
WITH Ø25 MM TYPE MILLING

Durante la sostituzione delle serrature tradizionali con le nuove serrature "Classic 026SR - 027SR" bisognerà sostituire il vecchio incontro con l'incontro 129IN.

Questo incontro per sostituzione (129IN), coprirà perfettamente la vecchia fresatura sullo stipite della porta permettendo così la chiusura della porta con le nuove serrature 026SR - 027SR.

When replacing traditional locks with the New locks "Classic 026SR and 027SR" the old striker must be replaced with the new one (129IN)

The new striker for replacement (129IN) will cover perfectly the old milling on the door jamb, allowing the door to be closed with new locks 026SR - 027SR.

SOSTITUZIONE DELLE SERRATURE TRADIZIONALI CON FORO QUADRO E CHIAVE

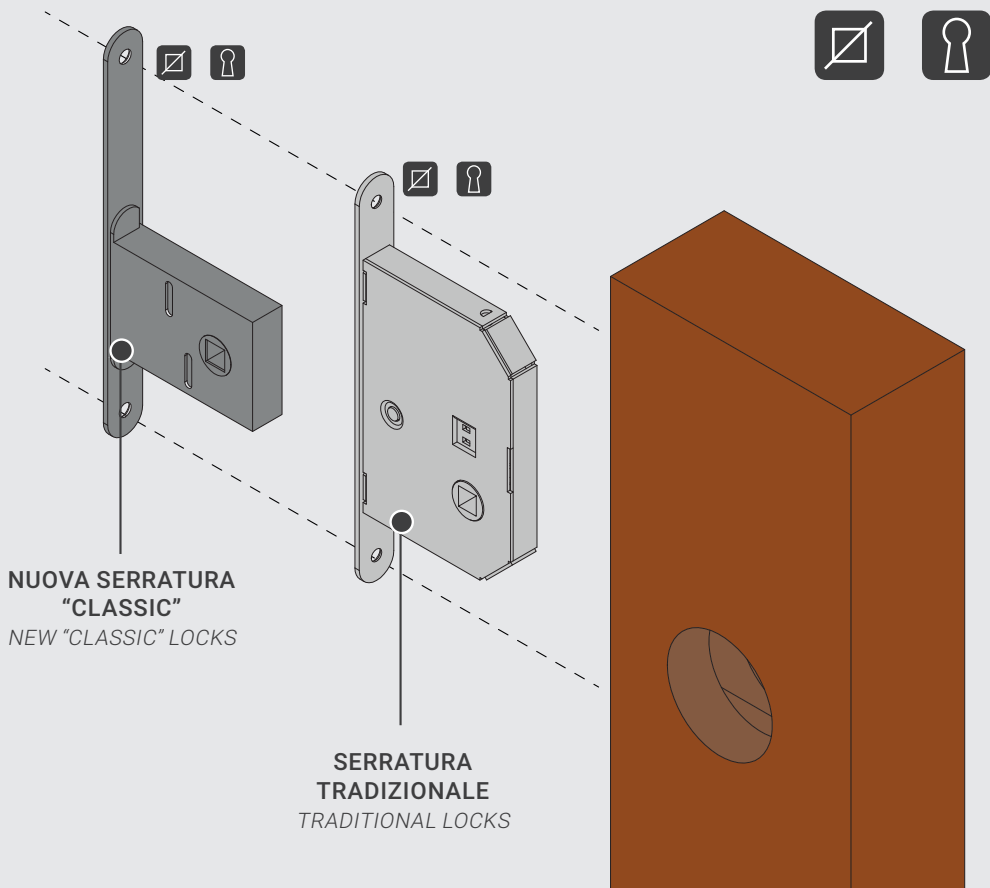
REPLACEMENT OF TRADITIONAL LOCKS WITH 8mm SQUARE HOLE AND KEY HOLE

E' possibile sostituire le serrature tradizionali con foro quadro e chiave con le nuove serrature "CLASSIC" 026SR e 027SR. La fresatura della porta rimarrà uguale e sarà quindi possibile sostituire le vecchie serrature molto facilmente.

Questa sostituzione è possibile per i kit con incasso $\varnothing 48$ mm e sia per i kit con placche incasso ovali e rettangolari con nottolino o chiave.

It is now possible to replace traditional locks with square hole and key hole with new "CLASSIC" locks 026SR and 027SR. The same door milling will allow to replace the old traditional locks very easily.

This replacement is possible for both kits with recessed plates \varnothing mm 48 and kits with oval and rectangular recessed plates with thumbturn and key.



DK 024 CON FERRO AUTOREGOLANTE

DK 024 WITH SELF-ADJUSTING SPINDLE



DK024 con movimento in metallo a 8 scatti preassemblato all'impugnatura per una installazione rapida, senza grano e con ferro autoregolante.

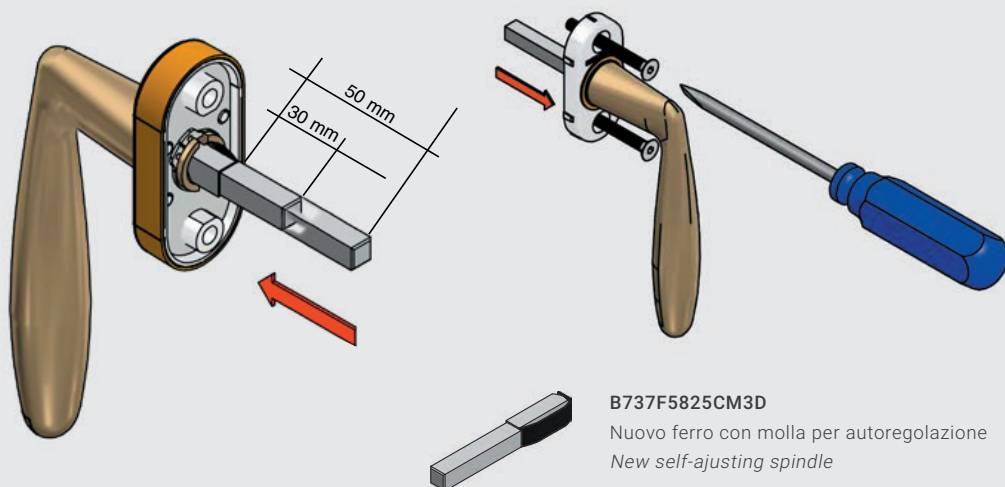
DK024 with pre-assembled metal mechanism to windows levers for a faster mounting, with self-adjusting spindle.

Autoregolazione del ferro.

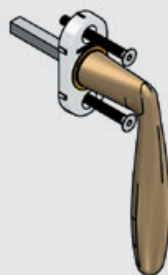
Avvitando le viti il ferro si adatta automaticamente e gradualmente alle diverse profondità dei profili delle finestre.

Self-adjusting spindle

Spindle automatically adjusts to different windows profile depths by simply tightening the screws.



PRATICO - SEMPLICE - COMODO - VELOCE - SOLIDO



DK 024 CON FERRO A PRESSIONE

DK 024 WITH PRESSURE-ADJUSTING SPINDLE

A RICHIESTA ON REQUEST

Dk024 con movimento in metallo a 8 scatti preassemblato all'impugnatura per una installazione rapida, senza grano e con ferro a pressione.

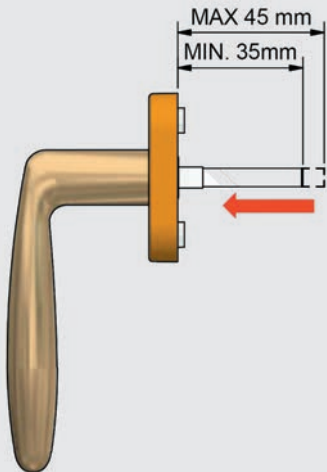
DK024 with pre-assembled metal mechanism to windows levers for a faster mounting, and pressure-adjusting spindle.

Regolazione manuale della sporgenza del ferro.

Prima di montare il dk sulla finestra, è possibile portare il ferro ad una misura inferiore (max -10 mm)

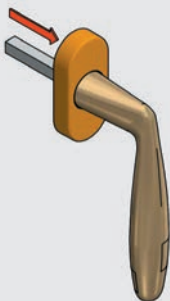
Manual Adjustment

Ability to reduce the spindle projection (by 10mm maximum) before installing the window handle



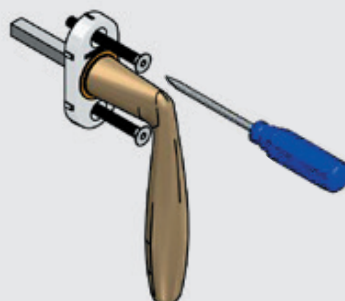
A richiesta possibilità di fornire ulteriori sporgenze ferro.
Different spindle projections available on request.

PRATICO - SEMPLICE - COMODO - VELOCE - SOLIDO



Fase 1

Impostare il ferro alla sporgenza desiderata
Set the spindle desired projection



Fase 2

Montare il DK sul serramento
Mount the DK on the window

SECURBLOCK IL DK AUTOBLOCCANTE

SAFETY WINDOW HANDLE



SECURBLOCK è il DK autobloccante antieffrazione con pulsante che impedisce l'apertura della finestra alle manomissioni esterne della ferramenta.

SECURBLOCK is the self-locking DK safety window handle with push button.

CARATTERISTICHE:

1. Sistema applicabile a tutte le nostre maniglie.
2. Disponibile in tutte le finiture Reguitti.
3. Movimento in metallo.
4. Semplicità nel funzionamento, nel montaggio sul serramento, nell'intercambiabilità delle rosette esistenti.
5. Intercambiabilità su tutti i DK già nel Vostro magazzino.

CARATTERISTICHE:

1. System suitable to all of our handles.
2. Available in all Reguitti finishes.
3. Metal Mechanism.
4. Simple operation and easy window assembly, and interchangeability with existing rosettes.
5. Interchangeability with all the DK already in your warehouse.



075 RO



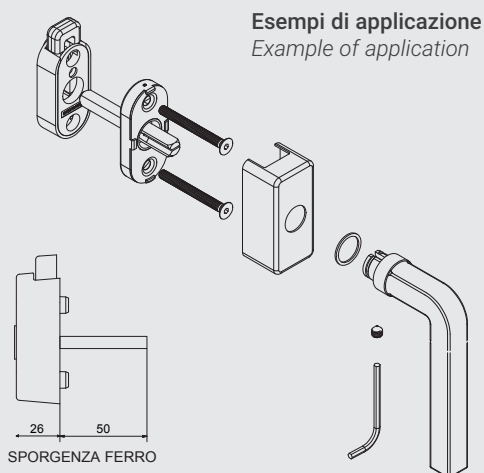
Q75 RO



CD 75A

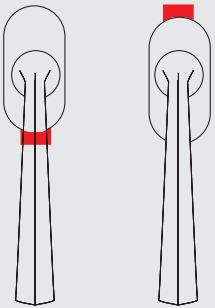


CD Q7A

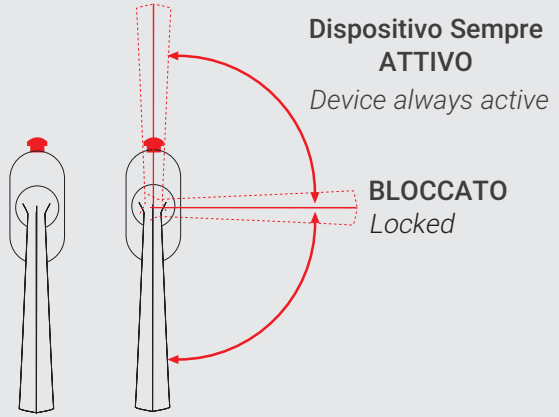


POSIZIONE DEL PULSANTE A SCELTA SIA IN ALTO CHE IN BASSO

PUSH BUTTON POSITION, POSSIBLE ON TOP OR
AT THE BOTTOM



BLOCCATO Locked



BLOCCATO Locked

ESEMPIO DI SOSTITUZIONE EXAMPLE OF SUBSTITUTION



FASE 1 - STEP 1

Rimuovere il vecchio DK
svitando le viti


*Remove the existing DK
unscrewing the screws*



FASE 2 - STEP 2

Applicare il meccanismo
SECURBLOCK

*Apply the mechanism
SECURBLOCK*



FASE 3 - STEP 3

Rimontare il DK utilizzando
l'apposita rosetta

*Replace the DK using the
appropriate rosette*



SECURKEY

DISPOSITIVO ANTI EFFRAZIONE CON CHIAVE E CILINDRO



SAFETY WINDOW HANDLE WITH CYLINDER AND KEY

Dispositivi anti-effrazione con chiave e cilindro stessa cifratura che funzionano con stessa chiave (KA)
Con meccanismo in metallo e ferro 8/7x35 o 40 mm.
Disponibile meccanismo in metallo e ferro 8/7x80 mm da tagliare a misura.

Safety window handles with cylinder and key alike system with 1 key for cylinder (KA) with metal mechanism 8/7x35 or 40 mm spindle. Available metal mechanism 8/7x80 mm spindle to be cut according to size requested.



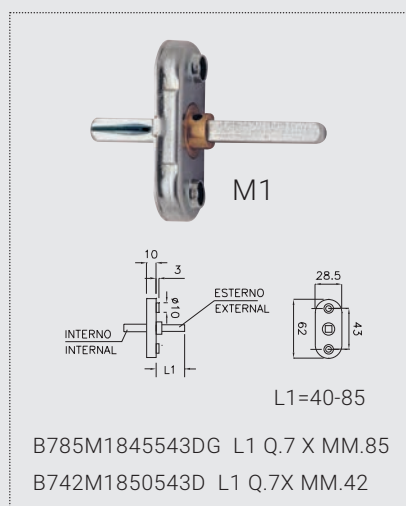
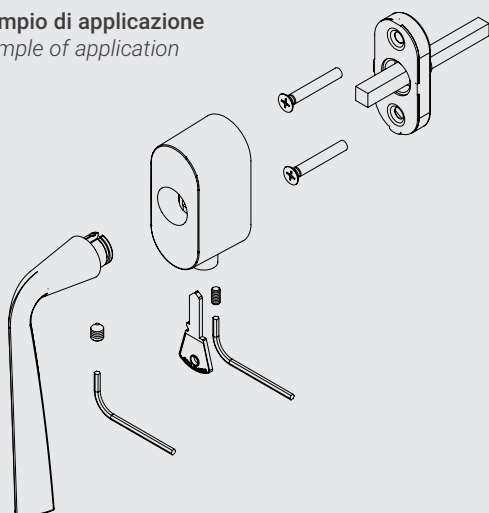
C67R0



C71R0



Esempio di applicazione *Example of application*



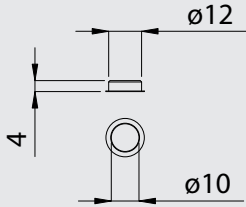
ADATTATORI PER DK

ADAPTERS FOR DREH KIPP

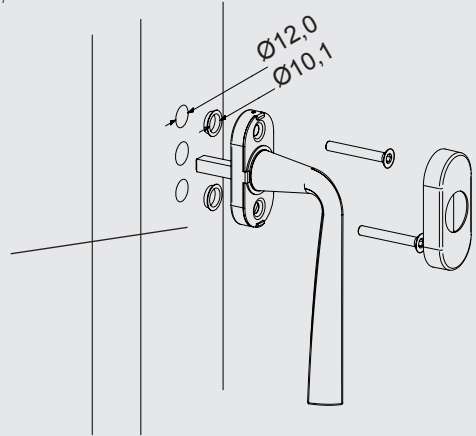
Riduzioni foro da $\varnothing 12$ a $\varnothing 10$ per bussole dk, da utilizzare nel caso in cui i fori del serramento siano $\varnothing 12$ anzichè $\varnothing 10$.

Nylon sleeves from $\varnothing 12$ to $\varnothing 10$ for window handle, to be used in case the holes of the window is $\varnothing 12$ instead of $\varnothing 10$

Esempio di applicazione
Example of application




B010GR012034D



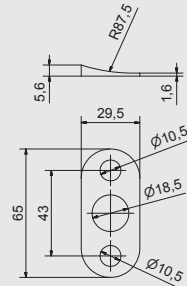
BASE PER PROFILI IN ALLUMINIO

BASE FOR ALUMINIUM PROFILES

Adattatore in nylon per profili in alluminio
Nylon adapter for aluminium profiles

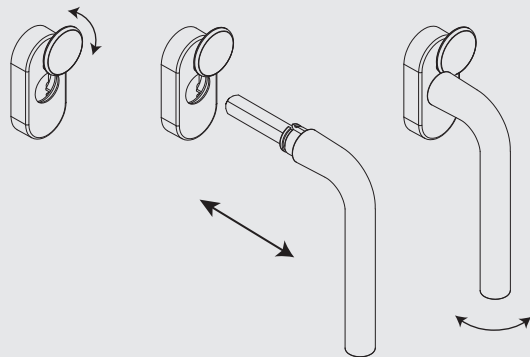
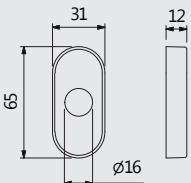


DK0PT



C24 RO

Rosetta per impugnature
DK estraibili
*Rose for removable
DK lever*

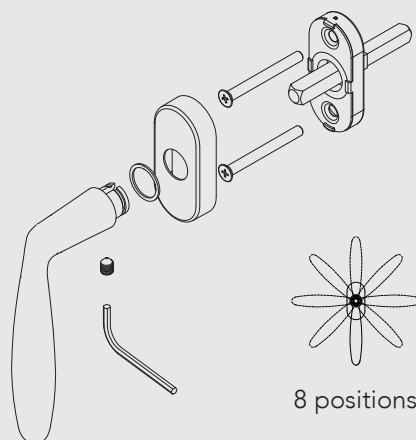


DK 8 SCATTI

DK 8 POSITIONS

Il DK 8 scatti è comprensivo di movimento M1 adatto per serramenti con microventilazione.

The DK 8 positions includes the M1 mechanism suitable for windows with microventilation.



INFO TECNICHE DK E TK


TECHNICAL INFO DK AND TK

APPLICAZIONE DI MOVIMENTO DK A 4 SCATTI PER FINESTRE CON APERTURA AD "ANTA RIBALTA" SU PLACCHE MARTELLINA

APPLICATION OF 4-STEP DK MOVEMENT FOR "TILT AND TURN" WINDOWS PLATES


L'utilizzo del movimento DK 025 speciale in larghezza e spessore, di esclusiva fabbricazione REGUITTI, consente al serramentista di installare guarniture dk (con qualsiasi impugnatura) anche su placca da martellina come raffigurato in pagina e senza necessità di fresature di adattamento grazie al completo incasso del gioco nello spessore della placca.

The use of the DK 025 movement, special in width and thickness, made exclusively by REGUITTI, allows the window and door manufacturer to install dk cranksets (with any handle) even on the window plate as shown on the page and without the need for adaptation milling thanks to the complete recess of the play in the thickness of the plate.




Possibile su placche 040 KM, 189 KM in quanto creata sul retro adeguata sede.

Possible on plates 040 KM, 189 KM as it was created on the appropriate back of the building.



Es. 40 DK 040



Es. 40 TK 040

DW

DK CON CHIAVE E CILINDRO AZIONABILE

SAFETY WINDOW HANDLE WITH CYLINDER AND KEY

Dk con chiave, cilindro azionabile da unica chiave (KA) e movimento a 4 scatti* con rosetta DK q15 e placca Q90

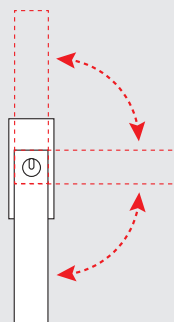
4 positions* window handle with cylinder and key alike (KA) on rectangular rose Q15 and plate Q90



124 DW Q15

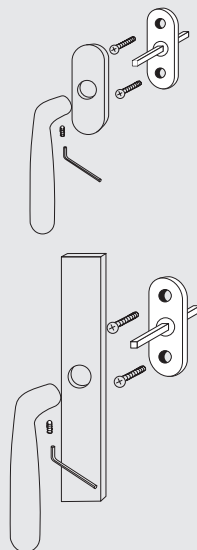
124 DW Q90

Posizione non bloccabile
Non lockable position



Posizione non bloccabile
Non lockable position

Posizione bloccabile
Lockable position



*Possibilita a richiesta movimento a 8 scatti - On request 8 Positions

GW-SW

CREMONESE E MARTELLINA CON CHIAVE E CILINDRO AZIONABILE

SAFETY WINDOW HANDLE WITH CYLINDER AND KEY

Cremonese con chiave, cilindro e movimento m3 (GW)
Martellina con chiave, cilindro e movimento m3/53 (SW)
Placca martellina Q90 con cilindro azionabile da unica chiave (ka)

Handle window with key, cylinder and movement m3 (GW)

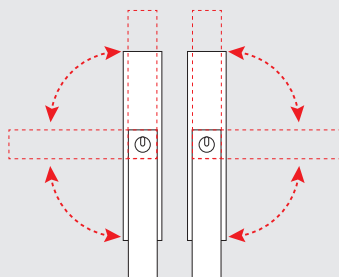
Handle window with key, cylinder and movement m3/53 (SW)

With plate Q90 with cylinder operated by a single key (ka)



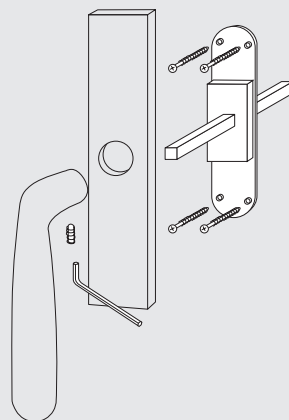
124 GW Q90
124 SW Q90

Posizione non bloccabile
Non lockable position



Posizione non bloccabile
Non lockable position

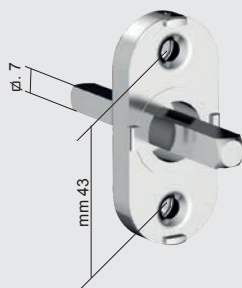
Posizione bloccabile
Lockable position



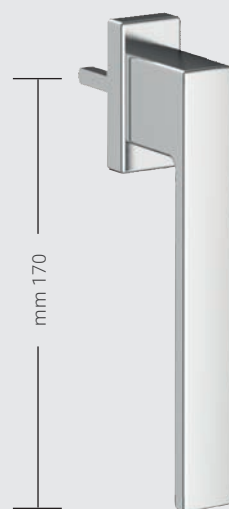
MK

SISTEMA DI DREH KIPP CON IMPUGNATURA MANIGLIONE

MK SYSTEM WITH LONGER
HANDLE



311 MK 015



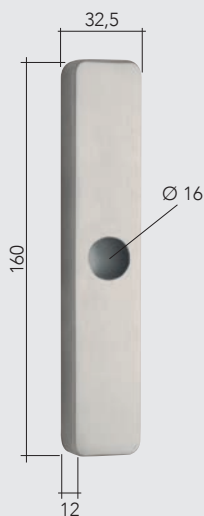
302 MK Q15

Q13 KM

PLACCA COPRIVITI PER CREMONESE - MARTELLINA - DK - TK

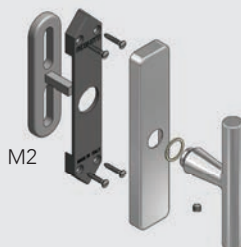
COVER SCREW PLATE FOR WINDOW HANDLE

- Placca adatta a movimenti intercambiabili M2 (A-B)*
- Placca adattabile con spessore a movimenti M1 per DK (C-D)
- A RICHIESTA può essere montata su ogni nostro articolo
- Plate suitable to interchangeable movements M2 (a-b)*
- Plate suitable to M1 movements for Dreh Kipp (c-d)
- On REQUEST can be mounted on every our item

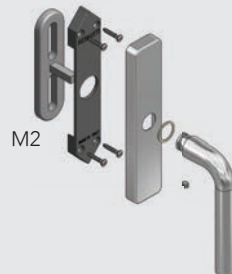


* esclusi movimenti M2/73
M2/74 - M2/80
not suitable for mechanism M2/73
M2/74 - M2/80

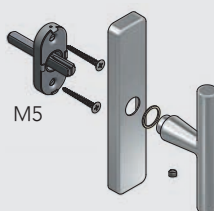
A. Cremonese / Martellina impugnatura a T



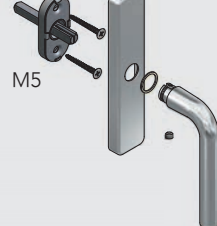
B. Cremonese \ Segretino con gioco, impugnatura a maniglia



C. TK



D. DK



Q90 KM

INFO TECNICHE PER FINESTRE
TECHNICAL INFO FOR WINDOWS

PLACCA COPRIVITI PER CREMONESE - MARTELLINA - DK - TK


COVER SCREW PLATE FOR WINDOW HANDLE

- Placca adatta a movimenti intercambiabili M2 (A-B)*
- Placca adattabile con spessore a movimenti M1 per DK (C-D)
- A RICHIESTA può essere montata su ogni nostro articolo

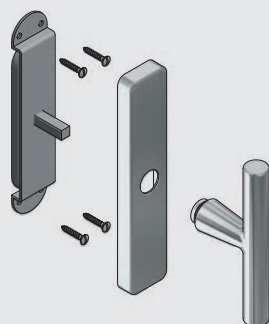
- Plate suitable to interchangeable movements M2 (a-b)*
- Plate suitable to M1 movements for Dreh Kipp (c-d)
- On REQUEST can be mounted on every our item

Q90KM placca speciale per ristrutturazione con dimensioni maggiorate per coprire impronte preesistenti.

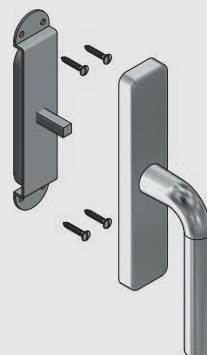
Q90KM plate for substitution with oversized dimensions to cover preexisting signs.



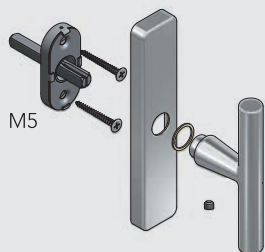
A. Cremonese / Martellina
impugnatura a T



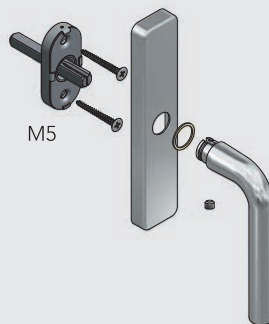
B. Cremonese \ Segretino
con gioco, impugnatura a maniglia



C. TK



D. DK



PLACCHE PER RISTRUTTURAZIONI

PLATES FOR RENOVATIONS

Placche speciali per ristrutturazione con dimensioni maggiorate per coprire impronte preesistenti.

Plates for substitution with oversized dimensions to cover preexisting signs.

- Placca per cremonese o Martellina
- Dimensione maggiorata per coprire i segni preesistenti
- Adattabile ad ogni impugnatura
- Placca adatta a movimenti intercambiabili

- Plate for window handles
- Dimension oversized to cover the signs of pre-existing
- Suitable for every lever handles
- Plate suitable to interchangeable movements



Cremonese obsoleto
Window handle obsolete



Dopo lo smontaggio
After disassembly



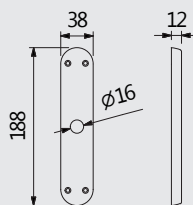
Nuovo cremonese
New window handle

PLACCHE SPECIALI PER RISTRUTTURAZIONI

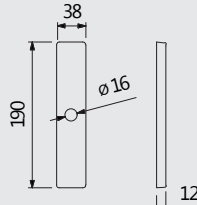
SPECIAL PLATE FOR SUBSTITUTION



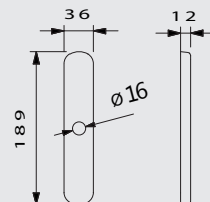
189 KM



Q90 KM



070 KM

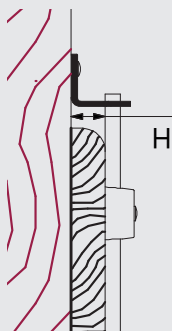


CREMONESI ASTE ESTERNE


ESPAGNOLETTE
CREMONE BOLTS

FINALE PER ASTE ESTERNE
FINAL FITTING FOR OUTSIDE RODS

INFO TECNICHE PER FINESTRE
TECHNICAL INFO FOR WINDOWS



	H
410 NL A15	15
410 NL A18	18
410 NL A20	20
410 NL A22	22
410 NL A25	25



INFO TECNICHE
TECHNICAL INFO



CREMONESI ASTE ESTERNE

ESPAGNOLETTE CREMONE BOLTS

DESIGN CLASSICO PER ARTICOLI SENZA TEMPO

Reguitti presenta la linea di cremonesi con aste esterne dal design classico.

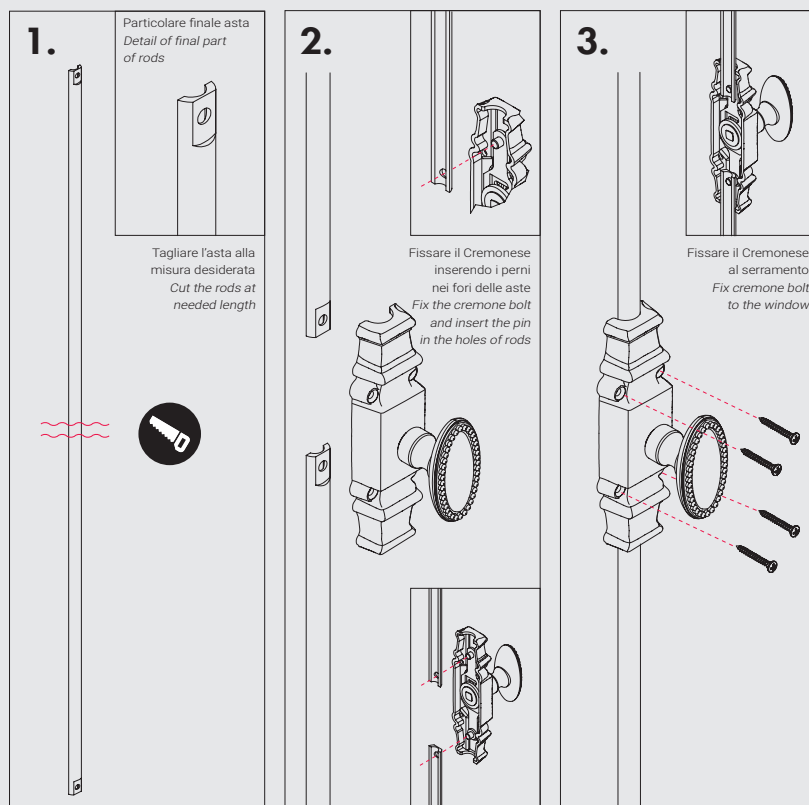
Luigi, Ovalino, Belvedere, Lucca raccontano il fascino del passato e la magia di ambienti raffinati, volumi massicci e forme tradizionali sono arricchiti da finiture classiche o vintage per donare eleganza ad ogni spazio.

A CLASSIC DESIGN FOR TIMELESS ARTICLES

Reguitti introduces the new lines of Cremonese bolts for external rods with classic design, Luigi, Ovalino, Belvedere, Lucca that describe the charm of the past and the magic of environments. Refined, solid volumes and traditional shape are enriched with classic or vintage finishes to give elegance to every area of your home.

ISTRUZIONE DI MONTAGGIO CREMONESE CON ASTE ESTERNE

ASSEMBLING INSTRUCTION FOR WINDOW HANDLE ON external RODS





LUIGI



OVALINO



BELVEDERE



LUCCA

INFO TECNICHE
TECHNICAL INFO





FINITURE

FINISHES



PVD PHYSICAL VAPOUR DEPOSITION



Derivante direttamente dalle applicazioni per l'industria aerospaziale, medica e automobilistica il P.V.D (Physical Vapour Deposition) è l'unico trattamento finora in grado di offrire un'elevata e durevole protezione superficiale della maniglia al fine di resistere al graffio e alla corrosione.

The surface of this product has been treated with the new PVD process Physical Vapour Deposition). This finish protects the product surfaces from atmospheric agents and normal wear. Reguitti guarantees protection from alterations and from superficial abrasion.

Reguitti garantisce questo prodotto perché protetto dalle alterazioni superficiali (in normali condizioni di utilizzo) per almeno **10 ANNI**.

*The aesthetic characteristics will be maintained for at least **10 YEARS** (in normal use and cleaning conditions).*

TEST	RISULTATO RESULT
Resistenza in nebbia salina <i>Resistance to salt spray test</i>	Grado 5 - UNI EN 1670 <i>Grade 5 - UNI EN 1670</i>
Durezza <i>Hardness</i>	2000/2500 Vickers <i>2000/2500 Vickers</i>
Resistenza ai solventi <i>Resistance to solvents</i>	ILLIMITATA <i>UNLIMITED</i>
Resistenza all'acido muriatico <i>Resistance to muriatic acid</i>	ILLIMITATA <i>UNLIMITED</i>
Resistenza ai prodotti specifici anticalcare <i>Resistance to specific anti-calcareous products</i>	ILLIMITATA <i>UNLIMITED</i>
Solidità del colore alla luce (senza alterazione) <i>Colourfastness in the presence of light (without change)</i>	ILLIMITATA <i>UNLIMITED</i>

FINITURE PVD PVD FINISHES



PVD PSB
PVD Satin Black
PVD Satin Black



PVD ORO
PVD Lucido Oro
PVD Gold



PVD INOX
PVD Inox Satinato
PVD Satin Inox



PVD SAT
PVD Satinato oro
PVD Satin gold

AVVERTENZE

WARNINGS

Si raccomanda di:

- Spolverare o pulire il prodotto con panni morbidi o scamosciati.
- Lavare con acqua tiepida o detergenti a pH neutro diluito.
- Effettuare la pulizia dei prodotti verniciati e/o galvanizzati almeno ogni 2 mesi (se gli articoli sono posti all'esterno, si consiglia ogni mese). Nel caso di prodotti installati in località o in zone con molte salinità, si consiglia di effettuare la pulizia ogni due settimane (se gli articoli sono posti all'esterno, si consiglia ogni settimana).

Evitare nel modo più assoluto:

- Di installare il prodotto in ambienti freschi di pittura (attendere l'essiccazione completa di qualsiasi tipo di tinteggiatura, su muro, legno o su pavimento).
- Di installare il prodotto nelle vicinanze di parquet in legno appena posati e verniciati, pavimenti in marmo e granito appena levigati quindi montare le garniture SOLO DOPO aver eseguito tutti i lavori.
- L'uso di sostanze corrosive contenenti acqua ossigenata, cloruri e fluoruri.
- La scalfitura ad opera di oggetti quali pagliette abrasive, chiavi, anelli, cacciaviti, viti ed altri oggetti appuntiti

Attenzione: anche i prodotti con trattamenti speciali PVD, se all'esterno, devono essere **TASSATIVAMENTE** puliti ogni 4-6 mesi, ogni mese se installati in località marine, o in zone con molta salinità, questo per togliere eventuali tracce di calcare o ruggine aerea, dovute al deposito a seguito di un naturale influsso ambientale.

It is recommended to:

- Dust or clean the product with a soft cloth or chamois leather.
- Wash with warm soapy water or diluted neutral pH detergents.
- Clean the varnish and/or galvanized products at least every 2 months (if the items are outside, it is recommended to do it every month) In the case of products installed in areas with a lot of salinity, it is recommended to clean every two weeks (if the items are outside, it is recommended to do it each week).

Avoid, in any way:

- To install the product in environments recently painted (wait for the complete drying of all types of painting, on the wall, on the wood or on the floor).
- To install the product nearby newly laid wooden floors and painted, marble floors and granite just smooth. Therefore please mount the handles and accessories ONLY AFTER the end of these works.
- The use of corrosive substances containing hydrogen peroxide, chlorides and fluorides
- The scratching by blunt objects such as scouring pads, keys, rings, screwdrivers, screws or other sharp items.

Attention: even products with the special treatments PVD, if mounted outside, must be **ABSOLUTELY** cleaned every 4-6 months; every month if they are installed in seaside resorts, or in areas with a lot of salinity, in order to remove any trace of aerial calcareous or rust due to the deposit as a result of a natural environmental influence.



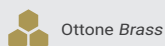
FINITURE

FINISHES

ELENCO CRESCENTE IN ORDINE DI SIGLA FINITURA

LIST ASCENDING IN ORDER OF ACRONYM FINISH

Immagine Image	Sigla Signs	Codice Code	Descrizione Description	Materiale Material
	AA-F1	AA	Alluminio Anodizzato Argento F1 Anodized Silver Aluminium	
	AB-F4	AB	Alluminio Anodizzato Bronzo F4 Anodized Bronzed Aluminium	
	AGV	47	Argento Vecchio Old Silver	
	AN	BQ	Ottone Antico Antique Brass	
	B16	NW	A-PLUS Bianco Opaco RAL 9016 A-PLUS Matt White RAL 9016	
	BG	08	Ottone Bronzato Graffiato Scratched Bronzed	
	BGO	8F	Ottone Bronzato Graffiato Opaco Matt Scratched Bronzed	
	BN	16	Laccato Bianco azzurrato White Blued Painted	
	BN/AGV	54	Porcellana Bianca/Argento Vecchio White Porcelain / Old Silver	
	BN/AN	65	Porcellana Bianca/Ottone Antico White Porcelain / Antique	
	BN/LV	61	Porcellana Bianca/Ottone Lucido Verniciato White Porcelain / Polished Varnished	
	BN/OC	P6	Porcellana Bianca/Ottone Cromato White Porcelain / Bright Chrome Plated	



Ottone Brass







TeknoMetal TeknoMetal




Alluminio Aluminium



Porcellana Porcelain

Immagine <i>Image</i>	Sigla <i>Signs</i>	Codice <i>Code</i>	Descrizione <i>Description</i>	Materiale <i>Material</i>
	BN/OSC	P7	Porcellana Bianca/Ottone Satinato Cromato <i>White Porcelain / Satin Chrome Plated</i>	
	BN-16	K0	Bianco Opaco RAL 9016 <i>Matt White RAL 9016</i>	
	BNV/CR	X3	ABS Venato Bianco / Cromato <i>ABS Grain White/ Chrome Plated</i>	
	BNV/SC	X1	ABS Venato Bianco / Cromato Satinato <i>ABS Grain White/ Satin Chrome Plated</i>	
	BS	10	Ottone Bronzato Satinato <i>Bronzed Satin</i>	
	CHAMP/AGV	84	Porcellana Champagne/Argento Vecchio <i>Champagne Porcelain / Old Silver</i>	
	CHAMP/AN	59	Porcellana Champagne/Ottone Antico <i>Champagne Porcelain / Antique</i>	
	CHAMP/BGO	8N	Porcellana Champ./Ott. Bronzato Graff.Opaco <i>Champagne Porcelain / Matt Scratched Bronzed</i>	
	CHAMP/LV	58	Porcellana Champ./Ottone Lucido Verniciato <i>Champagne Porcelain / Polished Varnished</i>	
	CHAMP/RX	8S	Porcellana Champagne/Ottone Ruggine <i>Champagne Porcelain/Oxide Brass</i>	
	CHAMP/VBN	8E	Porcellana Champagne/Ottone Rustico <i>Champagne Porcelain/Rustic</i>	
	CL	AC	A-PLUS Alluminio Cromato <i>A-PLUS Chrome plated Aluminium</i>	
	DEC.3/BGO	SB	DEC.3 SEGMENTI su Bronzato Graffiato Opaco <i>DEC.3 SEGMENTI on Matt Scratched Bronzed</i>	
	DEC.3/NR	SN	DEC.3 SEGMENTI su Nero RAL 9005 <i>DEC.3 SEGMENTI on Black RAL 9005</i>	
	DEC.3/SC	SS	DEC.3 SEGMENTI su Satinato Cromato <i>DEC.3 SEGMENTI on Satin Chrome Plated</i>	

 ABS termoplastico *ABS Thermoplastic*


FINITURE FINISHES

Immagine Image	Sigla Signs	Codice Code	Descrizione Description	Materiale Material
	DEC.4/SC	RS	DEC.4 RIGA su Satinato Cromato DEC.4 RIGA on Satin Chrome Plated	
	EB/CR	9C	Legno Ebano/Cromato Ebony / Chrome Plated	
	EB/SC	9A	Legno Ebano/Satinato Cromato Ebony / Satin Chrome Plated	
	GR 	R6	Grey Retrò Grey Retrò	
	INOX SAT	5S	Acciaio Inox Satinato 304 304 Satin Stainless Steel	
	LR	32	Ottone Lucido Naturale Brass Not Varnished (Natural Brass)	
	LV	02	Ottone Lucido Verniciato Polished Varnished	
	NC 	39	Ottone Nero California Black California	
	NR	18	Nero Opaco RAL9005 Matt Painted Black RAL 9005	
	NR	NR	A-PLUS Nero Opaco RAL 9005 A-PLUS Matt Black Painted RAL 9005	
	NR/AGV	85	Porcellana Nero Opaco/Argento Vecchio Black Porcelain / Old Silver	
	NR/OC	F4	Laccato Nero Opaco/Ottone Cromato Matt Black Painted / Chrome Plated	
	NR/OC	P4	Porcellana Nera/Ottone Cromato Black Porcelain / Bright Chrome Plated	
	NR/OSC	P5	Porcellana Nera Opaco/Ottone Sat. Cromato Black Porcelain / Satin Chrome Plated	
	NR/OSC	F5	Laccato Nero Opaco/Satinato Cromato Matt Black Painted / Satin Chrome Plated	



Ottone Brass







TeknoMetal TeknoMetal

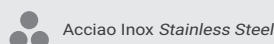


Alluminio Aluminium



Legno Wood

















































Immagine <i>Image</i>	Sigla <i>Signs</i>	Codice <i>Code</i>	Descrizione <i>Description</i>	Materiale <i>Material</i>
	NRV/CR	X2	ABS Venato Nero / Cromato <i>ABS Grain Black/ Chrome Plated</i>	
	NRV/SC	X0	ABS Venato Nero / Cromato Satinato <i>ABS Grain Black/ Satin Chrome Plated</i>	
	NST 	NT	A-PLUS Nero Soft Touch <i>A-PLUS Black Soft Touch</i>	
	NST 	V5	Nero Soft Touch <i>Black Soft Touch</i>	
	OB	G1	Ottone Bronzato <i>Bronzed Brass</i>	
	OM	06	Bronzato <i>Bronzed</i>	
	OBT	28	Ottone Bronzato Toscana <i>Toscana Bronzed Brass</i>	
	OC	05	Ottone Cromato <i>Bright Chrome Plated</i>	
	OG	40	Ottone Grezzo <i>Raw Brass</i>	
	OL	01	Ottone Lucido <i>Cheaper Polished Brass not Varnished</i>	
	ON	09	Ottone Nickelato <i>Nickel Brass</i>	
	OS	04	Ottone Satinato <i>Satin Varnished</i>	
	OS/LV	38	Ott. Satinato Verniciato/Ott. Lucido Verniciato <i>Satin Varnish.Brass / Polished Varnish. Brass</i>	
	OSC	15	Ottone Satinato Cromato <i>Satin Chrome Plated</i>	
	OSC/OC	F2	Ottone Sat. Cromato/Ottone Cromato <i>Sat. Chrome Plated Brass/ Bright Chrome Plated</i>	


 Acciaio Inox *Stainless Steel*

 Porcellana *Porcelain*

 ABS termoplastico *ABS Thermoplastic*


FINITURE FINISHES

Immagine Image	Sigla Signs	Codice Code	Descrizione Description	Materiale Material
	OT	41	Ottonato Brassed	
	PSB 	96	PVD Satinato Nero PVD Satin Black	 
	PVD 	46	PVD Lucido oro PVD Gold	 
	PVD INOX 	98	PVD Inox Satinato PVD Satin Inox	 
	PVD SAT/PVD 	9T	PVD Satinato Oro/PVD Lucido Oro PVD Satin Brass / PVD Gold	
	RX 	8K	Ottone Ruggine Oxid Brass	
	SAA	0R	Simil Anodizzato Argento F1 Similar Silver Anodize F1	
	SAB	0A	Simil Anodizzato Bronzo F4 Similar Bronze Anodize F4	
	SB	NO	A-PLUS Satin Black A-PLUS Satin Black	 
	SC	AQ	A-PLUS Satinato Cromato A-PLUS Satin Chrome	 
	SLB	NB	A-PLUS Bronzato Chiaro A-PLUS Satin Bronze	 
	SNV	31	Satinato Nichelato Verniciato Satin Nickel Plated Varnished	 
	SNVO 	BP	Satinato Nichelato Verniciato Opaco Matt Nickel Plated Varnished	 
	STRASS / BGO	HB	Strass su Bronzato Graffiato Opaco Strass on Matt Scratched Bronzed Brass	  
	STRASS / CR	HT	Strass su Cromato lucido Strass on Chrome Plated	  



Ottone Brass





TeknoMetal TeknoMetal



Alluminio Aluminium



Crystals from Swarovski®

Immagine <i>Image</i>	Sigla <i>Signs</i>	Codice <i>Code</i>	Descrizione <i>Description</i>	Materiale <i>Material</i>
	STRASS / NR	HN	Strass su Nero RAL 9005 <i>Strass on Black RAL 9005</i>	
	STRASS / SC	HU	Strass su Satinato Cromato <i>Strass on Satin Chrome Plated</i>	
	SV	A2	A-PLUS Oro <i>A-PLUS Gold</i>	
	VBN	1M	Ottone Rustico <i>Rustic Brass</i>	
	WE/CR	9E	Legno Wengè / Cromata <i>Wengè / Chrome Plated</i>	
	WE/SC	9D	Legno Wengè / Satinata Cromata <i>Wengè / Satined Chrome Plated</i>	
	ZBG	Z4	Zama Bronzata Graffiata <i>Scratched Bronzed</i>	
	ZCR	Z7	Zama Cromata <i>Chrome Plated</i>	
	ZLV	2V	Zama Lucida Verniciata <i>Polished Brass effect</i>	
	ZR	ZR	Ottonato Rustico <i>Rustic Brassed</i>	
	ZSC	Z8	Satinato Cromato <i>Satin Chrome Plated</i>	
	ZSC/ZCR	Z5	Satinato Cromato/Cromato <i>Satin Chrome Plated / Chrome Plated</i>	
	ZSV	99	Zama Satinata Verniciata <i>Satin Varnished</i>	

Espositori

Displays

Ogni buon prodotto necessita di una buona comunicazione e di una particolare attenzione all'esposizione. Il brand Reguitti si rinnova con nuovi modelli di espositori girevoli e con pannelli ad aggancio magnetico adattabili a varie soluzioni di esposizioni da banco, girevoli o a parete.

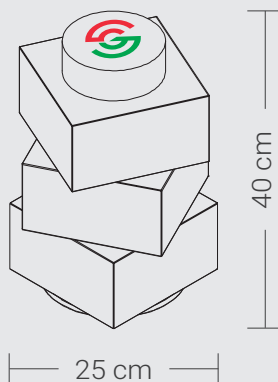
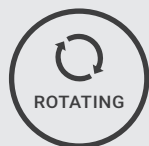
Every good product requires an effective communication and specific attention to presentation. Reguitti presents a whole new range of rotating and magnetic displays suitable for various exposition solutions, such as table, self-standing or wall-mounted units.

1.

ESPOSITORE DA BANCO GIREVOLE A 12 MANIGLIE

Desk rotating display with 12 handles

Code: ZESB12

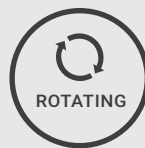
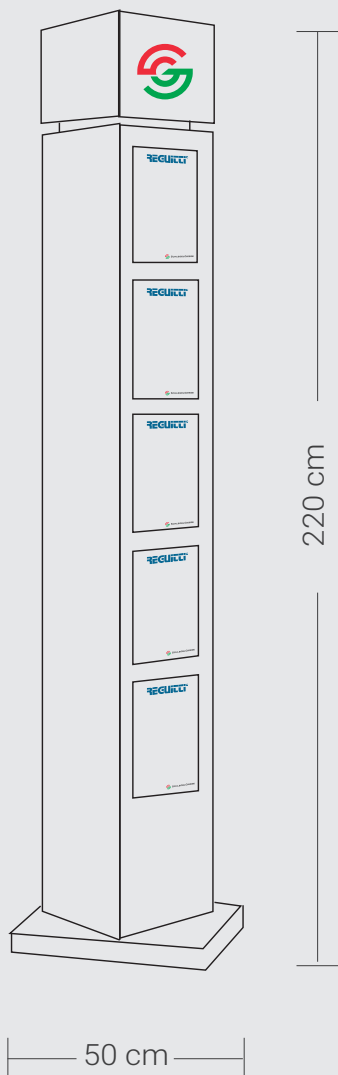


2.

ESPOSITORE TOTEM BIFACCIALE GIREVOLE A 10 PANNELLI

*Two-sided vertical rotating display
with 10 panels*

Code: ZJ00ES010



MANIGLIE
HANDLES

MANIGLIONI
PULL HANDLE

BATTENTI
DOOR KNOCKER

POMOLI
KNOBS

SCORREVOLI
SLIDING DOOR

MAN. ALZANTI
PULL HAND FOR SLIDING DOORS

SICUREZZA
SAFETY

COMPLEMENTI
COMPLEMENTS

INFO TECNICHE
TECHNICAL INFO

FINITURE
FINISHES


ESPOSITORI
DISPLAY



3. ESPOSITORE A PARETE 60X100 CM

Wall display 60x100 cm

Code: ZES100



Espositore a parete composto da:

Wall-mounted display, composed by:

- Base in legno 60x100 cm
- Soluzione modulare a scelta con pannelli in legno delle seguenti misure: 22x30 - 22x65 - 50x30 cm (spessore 1,9 cm)
- Applicazione pannelli con sistema magnetico
- Comprensivo di campionatura

- Wooden base 60x100 cm
- Modular solution with choice of wooden panels in the following sizes: 22x30 - 22x65 - 50x30 cm (thickness 1,9 cm)
- Panels with magnetic mounting system
- Samples included

4. ESPOSITORE A PARETE 60X140 CM

Wall display 60x140 cm

Code: ZES140



Espositore a parete composto da: Wall-mounted display, composed by:

- Base in legno 60x140 cm
- Soluzione modulare a scelta con pannelli in legno delle seguenti misure: 22x30 - 22x65 - 50x30 cm (spessore 1,9 cm)
- Applicazione pannelli con sistema magnetico
- Comprensivo di campionatura

- *Wooden base 60x140 cm*
- *Modular solution with choice of wooden panels in the following sizes: 22x30 - 22x65 - 50x30 cm (thickness 1,9 cm)*
- *Panels with magnetic mounting system*
- *Samples included*

5. ESPOSITORE A PARETE 60X240 CM

Wall display 60x240 cm

Code: ZES240



Espositore a parete composto da:
Wall-mounted display, composed by:


- Base in legno 60x240 cm
- Soluzione modulare a scelta con pannelli in legno delle seguenti misure: 22x30 - 22x65 - 50x30 cm (spessore 1,9 cm)
- Applicazione pannelli con sistema magnetico
- Comprensivo di campionatura

- *Wooden base 60x240 cm*
- *Modular solution with choice of wooden panels in the following sizes: 22x30 - 22x65 - 50x30 cm (thickness 1,9 cm)*
- *Panels with magnetic mounting system*
- *Samples included*

6. PANNELLI SINGOLI

Single panels

50 cm



110 cm




Code: ZES003

- Pannello 50x110 cm (spessore 1,9 cm)
- Aggancio sul retro (NON magnetico)
- Comprensivo di campionatura
- *50x110 cm panel (thickness 1,9 cm)*
- *Rear mounting (NO-magnetic)*
- *Samples included*

50 cm



30 cm



Code: ZES022

- Pannello 50x30 cm (spessore 1,9 cm)
- Senza aggancio magnetico
- Comprensivo di campionatura
- *50x30 cm panel (thickness 1,9 cm)*
- *Without magnetic system*
- *Samples included*

22 cm



65 cm



Code: ZES065

- Pannello 22x65 cm (spessore 1,9 cm)
- Senza aggancio magnetico
- Comprensivo di campionatura
- *22x65 cm panel (thickness 1,9 cm)*
- *Without magnetic system*
- *Samples included*

22 cm



30 cm



Code: ZES021

- Pannello 22x30 cm (spessore 1,9 cm)
- Senza aggancio magnetico
- Comprensivo di campionatura
- *22x30 cm panel (thickness 1,9 cm)*
- *Without magnetic system*
- *Samples included*



Blank lined writing area with horizontal dotted lines.



NOTE Notes

Blank lined writing area with horizontal dotted lines.



COME RAGGIUNGERCI HOW TO REACH US



Autostrada A4 Milano-Venezia uscita Brescia Est; SS 45 Bis direzione "Vallesabbia" - "Madonna di Campiglio"; fino a Sabbio Chiese; svoltare in direzione Lumezzane per 5 km circa fino a "Zona Industriale Fondi" - AGNOSINE (BS) ITALY

A4 motor-way "Milano-Venezia" exit "Brescia Est"; SS 45 Bis direction "Vallesabbia" - "Madonna di Campiglio"; till you reach Sabbio Chiese; Follow the indication "Lumezzane" for about 5 kilometres till you reach "Zona Industriale Fondi" - AGNOSINE (BS) ITALY

CREDITS

Il catalogo e i prodotti qui illustrati sono soggetti ad aggiornamenti.

Reguitti S.p.A si riserva di apportare ai propri prodotti ogni modifica estetica e tecnica che a suo giudizio ritenga necessaria.

Le textures ed i colori delle finiture hanno valore indicativo.

Le misure indicate sono espresse in millimetri.

The catalogue and the products shown are subject to updates.

Reguitti S.p.A reserves the right to make any aesthetic and technical changes to its products that in his opinion are necessary.

The textures and colors of the finishes have a representative value.

The indicated measures are expressed in millimeters.

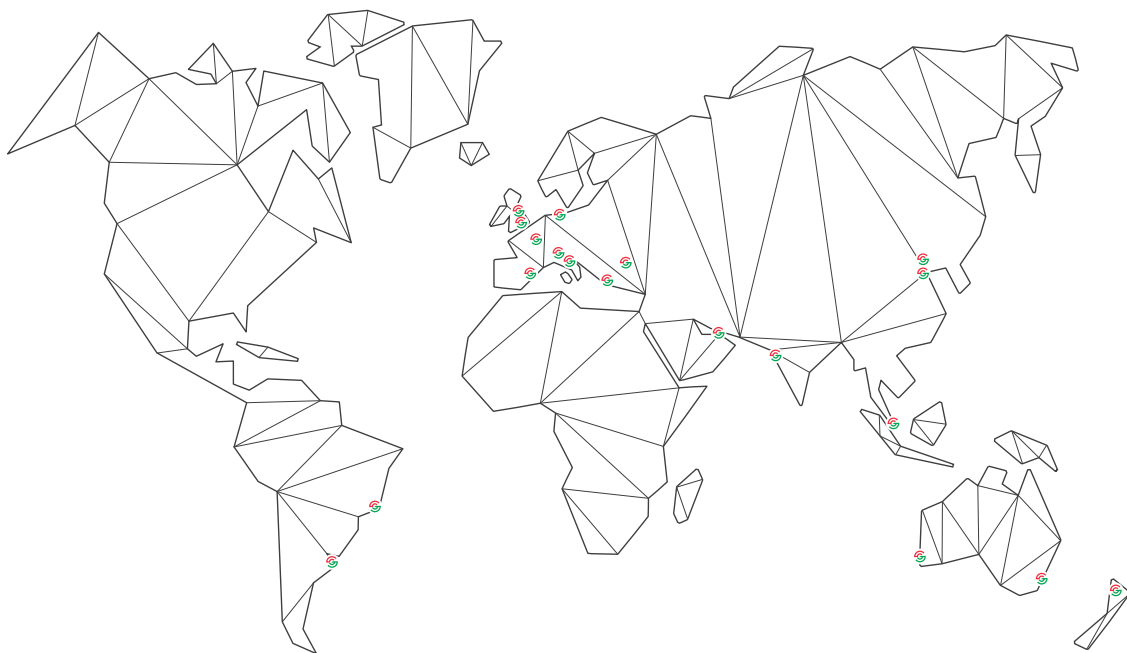




Il presente catalogo annulla e sostituisce i precedenti cataloghi Reguitti
The present catalogue cancels and replaces all previous Reguitti catalogues

Finito di stampare nel mese di aprile 2019
Printed on april 2019

A GLOBAL PARTNER



SCHLEGELGIESSE
MADE FOR THE FUTURE

REGUITTI S.p.A.

Zona industriale località Fondi 33, 25071 Agnosine (BS), Italia

Tel: +39 0365 896186 • Fax: +39 0365 896137 • email: salesreguitti@schlegelgiesse.com

www.reguitti.com



VCSPVUGENRE19*** / 04-2019
M.CAT.RE.088-18

www.schlegelgiesse.com